

MAY 11 1970



NATIONAL AERONAUTICS AND SPACE ADMINISTRATION

MSC INTERNAL NOTE NO. 69-FS-6

Technical Library, Bellcomm, Inc.

*Internal Note No.
69-FS-6*

PROGRAMMED GUIDANCE EQUATIONS
FOR
LUMINARY IC *m*
MANNED LM EARTH ORBITAL
AND LUNAR PROGRAM

(NASA-CR-69918) PROGRAMMED GUIDANCE
EQUATIONS FOR LUMINARY IC MANNED LM
EARTH ORBITAL AND LUNAR PROGRAM (NASA)
233 p

N74-71216


00/99 Unclas
16415


By Flight Software Branch

FLIGHT SUPPORT DIVISION

MANNED SPACECRAFT CENTER
HOUSTON, TEXAS

DECEMBER 1969





MSC Internal Note

No. 69-FS-6

UNCLASSIFIED

MSC INTERNAL NOTE No. 69-FS-6

PROGRAMMED GUIDANCE EQUATIONS

for

LUMINARY 1C

MANNED LM EARTH ORBITAL

AND LUNAR PROGRAM

Prepared by

Flight Software Branch


FLIGHT SUPPORT DIVISION

NATIONAL AERONAUTICS AND SPACE ADMINISTRATION


MANNED SPACECRAFT CENTER

HOUSTON, TEXAS


Approved: _____


J. C. Stokes, Jr., Chief
Flight Software Branch

Approved: _____


Lynwood C. Dunseith, Chief
Flight Support Division

UNCLASSIFIED



Page Change Record

This document is a complete re-issue of MSC Internal Note No. 69-FS-3, "Programmed Guidance Equations for LUMINARY 1A Manned LM Earth Orbital and Lunar Program," dated May 1969, updated to reflect the information in the LUMINARY 1B program to be flown on the Apollo H1 mission.

Revision A

Revision A to MSC Internal Note No. 69-FS-6, "Programmed Guidance Equations for LUMINARY 1C Manned LM Earth Orbital and Lunar Program," contains the following:

- a) Coding changes between LUMINARY 1B and 1C. The coding changes are indicated by a vertical line to the left of the affected area.
- b) Editorial changes (e.g., coding rewritten for clarify, re-formatting of pages, added comments, corrected mistakes, etc.). These changes are indicated by a vertical dotted line to the left of the affected area.

Pages changed from the original issue of this document are identified by "Revision A" on the same line as the page number. All dashed or dotted lines, on those pages not having Revision A on them, should be ignored as they indicate changes between previous revisions of the LUMINARY program. The pages changed are as follows.

Cover page	106	DATA-21	IMUC-2
Title page	ALIN-6	DATA-36	IMUC-20
i thru v	ALIN-13	DATA-38 thru 42	IMUC-22
	ASCT-5	DATA-44	ORBI-23
1	ASCT-11	DATA-45	ORBI-24
2	ASCT-13	DESC-2	PGSR-1
25	ASCT-15	DESC-4	PGSR-2
26	ASCT-16	DESC-5	PGSR-3
27	ATM-1	DESC-6	PGSR-6
32	ATM-2	DESC-9 thru 14	PGSR-12
33	BURN-20	DESC-19 thru 22	PGSR-18
34	BURN-21	DESC-26	RADR-15
	BURN-28		
36	BURN-31	DESC-29	RADR-19
68	DAPA-13	DESC-31	RADR-25
71	DAPA-14	EXVB-2	RADR-31
78	DAPB-2	EXVB-7	RNAV-15
80	DAPB-18	EXVB-26	RNAV-22
87	DAPB-19	EXVB-27	RNAV-32
94	DAPB-24	EXVB-30	RNAV-33
96	DAPB-32	EXVB-34	RNAV-35
100	DATA-19	EXVB-35	SERV-9
102	DATA-20	EXVB-36	SERV-15

SERV-22	TELE-24	W-13	X-24	X-49
SERV-26	TELE-25	X-3	X-32	X-51
SERV-28	TELE-26	X-6	X-34	
TELE-15	TELE-28 thru 34	X-7	X-38	
TELE-16	TELE-37	X-8	X-39	
TELE-17	TELE-38	X-11	X-40	
TELE-19	TELE-39	X-14	X-45	
TELE-20	W-3	X-18	X-47	
TELE-21	W-10	X-19	X-48	

Abstract

The information presented in this document on the LUMINARY 1C guidance program was produced with the intention that it be used together with a symbolic tabulation of the program. The information is divided into a series of separate sections, each of which describes a basic area of guidance computation and contains a list of definitions of variables and constants used in that area of the program. In order to assist the user in finding the computations in which he is interested, summaries of each section have been included, and all routine tags used in this document (generally identical to but a subset of those in the program listing) are indexed at the end of the document along with a list of references to each routine listed. A list of references to flagwords and channels has been included as well, as a supplement to the list of references to variables and constants supplied in the program listing itself.

The program from which this document was prepared is identified "LUMINARY Revision 131" and was released on December 2, 1969 for fabrication of the LM Guidance Computer memory ropes for the Apollo H2 mission.

Because of the purposes for which the information in this document was originally prepared, and the methods used in its production, this material should not be used as definitive information on the LUMINARY 1C program but as an aid in the reading and understanding of the program listing. If definitive information is required, the G&N contractor is the proper source for it.




Table of Contents

Introduction	1
Summaries of Individual Sections	3
Notation and Terminology	7
Major Variables	19
Erasable Memory Initialization	25
Channels, Flagwords and Other Discrete Information Registers	37
List of References to Flagwords and Channels	75

Sections

Alignment of the Inertial Sub-System	ALIN - 1
Ascent Guidance	ASCT - 1
Attitude Maneuvers	ATTM - 1
Burn Control Routines	BURN - 1
Conic Subroutines	CONC - 1
Coordinate Transformations	COOR - 1
Digital Autopilot Control Routines	DAPA - 1
Digital Autopilot Phase Plane Logic	DAPB - 1
Data Input/Output Routines	DATA - 1
Descent Guidance	DESC - 1
Display Interface Routines	DINT - 1
Display and Keyboard Interface Routines	DSKY - 1
Extended Verbs	EXVB - 1
IMU Computations	IMUC - 1
Program Interrupts	INTR - 1
Mathematical Functions, Executive, Waitlist.	MATX - 1
Orbital Integration	ORBI - 1
Program Service Routines	PGSR - 1
Radar Control Routines	RADR - 1

Rendezvous Navigation	RNAV - 1
Servicer	SERV - 1
Up and Down Telemetry	TELE - 1
Testing Routines	TEST - 1
Targeting - Lambert	TRGL - 1
Targeting - External Delta V	TRGX - 1

Tables

Program and Routine List (equivalence definition) .	W - 3
Noun List	W - 5
Alarm Codes	W - 15
Checklist Codes	W - 19
Option Codes	W - 21
Job Priorities	W - 23
Index of Routines	X - 1

Introduction

Under the egis of the Program Development Group, Apollo Guidance Program Section, Flight Software Branch of MSC, in order to facilitate the reading of the detailed symbolic listing, a "Programmed Guidance Equations Document" has been prepared for the "LUMINARY" program. A major purpose of this document has been to provide more effective identification and analysis of various program performance features and to permit more effective review of published computer program documentation.

During reviews of previous programs written for the Apollo Guidance Computers, it was found desirable to assemble a set of working-paper information on the equations actually programmed for these flights. This material has proven to be useful to the various groups associated with these flights, in that it can be used to bridge the gap between the extreme detail of the program listing and the occasional lack of detail available elsewhere on the guidance equations. Consequently, the material on the following pages has been assembled in a fashion similar to that used for previous programs and follows the same general format.

Certain aspects of the program are quite complex, and this programmed guidance equation material should not be considered as a substitute for actual study of the program symbolic listing itself. No complete set of equation information was available from the G&N contractor against which the programmed equations could be validated, and in the interest of timely publication, the review of the assembled document against the program assembly has not been as detailed as would be desired.

The program assembly listing which was used to prepare this programmed equation information bears the heading print:

GAP: ASSEMBLE REVISION 131 OF AGC PROGRAM LUMINARY BY NASA 2021112-091
and is dated December 2, 1969. The functions of virtually all the program

steps of interest to the flight is described either on the following pages, or, for general computer system control, in TRW Working Paper 3420.5-27 (revision 2).

Recipients of this document are cautioned against misusing it as a definitive description of the "LUMINARY" guidance equations. Instead, it might be used to achieve a better understanding of the program assembly listing, since it is intended as an aid in review of the listing, not as a substitute for it. Definitive guidance equation information can be provided only by the G&N contractor through the appropriate MSC channels.

A great deal of credit goes to TRW Systems MTCP Tasks A-90 and A-201 (Support of Apollo Guidance Program and Guidance Document Review) personnel, in particular Mr. William C. Koelsch, who conducted a similar review of the "SUNDANCE" program. This document has drawn heavily upon the results of that review and could not be published at this time without the earlier work done by TRW Systems.

Erasable Memory Initialization

The quantities listed below constitute the "erasable memory load" which supplements the initialization performed by verb 36 (fresh start routine "SLAP1") in order to prepare the LGC erasable memory for the beginning of the mission. The list shows the absolute address of each quantity in the list (single, double or triple precision) in ECADR form (EBANK in bits 11-9; address = 1400g + bits 8-1); the tag assigned to that address by this document; the tag assigned to that address by the LUMINARY program if it differs from that used in this document; the scale factor and the units which the program assumes when handling each quantity; and the section of this document in which the quantity is defined.

Following this alphabetical list are the erasable memory quantities listed in order of increasing ECADR.

<u>ECADR</u>	<u>Tag (alternate tag)</u>	<u>Scale</u>	<u>Units</u>	<u>Section</u>
02566 02567	ABTRDOT	B7	meters/centisecond	ASCT
• 01463	ADIAX	B-6	gyro pulses/cm per sec	IMUC
• 01464	ADIAY	B-6	gyro pulses/cm per sec	IMUC
• 01465	ADIAZ	B-6	gyro pulses/cm per sec	IMUC
• 01466	ADSRAX	B-6	gyro pulses/cm per sec	IMUC
• 01467	ADSRAY	B-6	gyro pulses/cm per sec	IMUC
• 01470	ADSRAZ	B-6	gyro pulses/cm per sec	IMUC

(Because one gyro pulse is equivalent to 2^{-21} revolutions, the above six quantities could also be assumed to be scaled B-26 in units of revolutions.)

02020 02021	AGSK	B28	centiseconds	EXVB
03404	AOTAZ ₁ (AOTAZ)	B-1	revolutions (2's comp)	ALIN
03405	AOTAZ ₂ (AOTAZ+1)	B-1	revolutions (2's comp)	ALIN
03406	AOTAZ ₃ (AOTAZ+2)	B-1	revolutions (2's comp)	ALIN
03407	AOTAZ ₄ (AOTAZ+3)	B-1	revolutions (2's comp)	ALIN

<u>ECADR</u>	<u>Tag (alternate tag)</u>	<u>Scale</u>	<u>Units</u>	<u>Section</u>
03410	AOTAZ ₅ (AOTAZ+4)	B-1	revolutions (2's comp)	ALIN
03411	AOTAZ ₆ (AOTAZ+5)	B-1	revolutions (2's comp)	ALIN
03412	AOTEL ₁ (AOTEL)	B-1	revolutions (2's comp)	ALIN
03413	AOTEL ₂ (AOTEL+1)	B-1	revolutions (2's comp)	ALIN
03414	AOTEL ₃ (AOTEL+2)	B-1	revolutions (2's comp)	ALIN
03415	AOTEL ₄ (AOTEL+3)	B-1	revolutions (2's comp)	ALIN
03416	AOTEL ₅ (AOTEL+4)	B-1	revolutions (2's comp)	ALIN
03417	AOTEL ₆ (AOTEL+5)	B-1	revolutions (2's comp)	ALIN

(2's comp indicates that these quantities are stored in two's complement form, not the usual one's complement form)

03400	ATIGINC	B28	centiseconds	TRGL
03401				
03373	AZBIAS	B-1	revolutions	DESC
01711	AZO	B0	revolutions	COOR
01712				
02570	COSTHET1	B2	unitless	ASCT
02571				
02572	COSTHET2	B2	unitless	ASCT
02573				
01327	CSMMASS	B16	kilograms	DAPB
02520	DELQFIX	B24	meters	SERV
02521				
03425	DELTFAP	B17	centiseconds	DESC
02474	DESIGNRX (RIGNX)	B24	meters	DESC
02475				
02476	DESIGNRZ (RIGNZ)	B24	meters	DESC
02477				
02472	DESIGNV (VIGN)	B10	meters/centisecond	DESC
02473				

<u>ECADR</u>	<u>Tag (alternate tag)</u>	<u>Scale</u>	<u>Units</u>	<u>Section</u>
02504 02505	DESKIGNV (KIGNV/B4)	B18	centiseconds	DESC
02500 02501	DESKIGNX (KIGNX/B4)	B4	unitless	DESC
02502 02503	DESKIGNY (KIGNY/B8)	B-16	meters ⁻¹	DESC
* 03011	DKDB	B15	revolutions ⁻¹	DAPB *
* 03005	DKKAOSN	B14	unitless	DAPA *
* 03004	DKOMEGAN	B14	unitless	DAPA *
* 03003	DKTRAP	B-3	revolutions/second	DAPA *
02634 thru 02641	<u>DLAND</u>	B24	meters	DESC
03113	DOWNTORK ₀ (POSTORKP)	B5	seconds	DAPA
03114	DOWNTORK ₁ (NEGTORKP)	B5	seconds	DAPA
03115	DOWNTORK ₂ (POSTORKU)	B5	seconds	DAPA
03116	DOWNTORK ₃ (NEGTORKU)	B5	seconds	DAPA
03117	DOWNTORK ₄ (POSTORKV)	B5	seconds	DAPA
03120	DOWNTORK ₅ (NEGTORKV)	B5	seconds	DAPA
01350	E32C31RM	B80	meters ⁶ /centisecond ²	ORBI
01347	E3J22R2M	B58	meters ⁵ /centisecond ²	ORBI
01356	ELBIAS	B-1	revolutions	DESC
02432 02433	GAIN ₀ (GAINBRAK)	B0	unitless	DESC
02466 02467	GAIN ₂₈ (GAINAPPR)	B0	unitless	DESC
* 03000	HIASCENT	B16	kilograms	DAPB *
02507	HIGHCRIT	B14	DPS throttle pulses	DESC
03012	IGNAOSQ	B-2	revolutions/second ²	BURN
03013	IGNAOSR	B-2	revolutions/second ²	BURN

<u>ECADR</u>	<u>Tag (alternate tag)</u>	<u>Scale</u>	<u>Units</u>	<u>Section</u>
02550 02551	J1PARM	* B23	meters	ASCT
02552 02553	K1PARM	* B23	meters/revolution	ASCT
02554 02555	J2PARM	* B23	meters	ASCT
02556 02557	K2PARM	* B23	meters/revolution	ASCT
	* See note on page ASCT-14.			
02542 02543	LAGdTAU (LAG/TAU)	B0	unitless	DESC
03426	LEADTIME	B17	centiseconds	DESC
01326	LEMMASS	B16	kilograms	DAPB
02012 thru 02017	LM504 (504LM)	B0	radians	COOR
* 03010	LMKAOSN	B14	unitless	DAPA *
* 03007	LMOMEGAN	B14	unitless	DAPA *
* 03006	LMTRAP	B-3	revolutions/second	DAPA *
02506	LOWCRIT	B14	DPS throttle pulses	DESC
02522	LRALPHA ₁ (LRALPHA)	B-1	revolutions (2's comp)	SERV
02524	LRALPHA ₂ (LRALPHA2)	B-1	revolutions (2's comp)	SERV
02523	LRBETA ₁ (LRBETA1)	B-1	revolutions (2's comp)	SERV
02525	LRBETA ₂ (LRBETA2)	B-1	revolutions (2's comp)	SERV
03420	LRHMAX	B14	meters	SERV

<u>ECADR</u>	<u>Tag (alternate tag)</u>	<u>Scale</u>	<u>Units</u>	<u>Section</u>
02402 thru 02407	TARGRDG ₀ (RDG,RBRFG)	B24	meters	DESC
02436 thru 02443	TARGRDG ₂₈ (RAPFG)	B24	meters	DESC
02410 thru 02415	TARGVDG ₀ (VDG,VBRFG)	B10	meters/centisecond	DESC
02444 thru 02451	TARGVDG ₂₈ (VAPFG)	B10	meters/centisecond	DESC
02540 02541	TAUROD	B9	centiseconds	DESC
02516 02517	TAUVERT	B14	centiseconds	DESC
02434	TCGF ₀ (TCGFBRK)	B17	centiseconds	DESC
02470	TCGF ₂₈ (TCGFAPPR)	B17	centiseconds	DESC
02435	TCGI ₀ (TCGIBRK)	B17	centiseconds	DESC
02471	TCGI ₂₈ (TCGIAPPR)	B17	centiseconds	DESC
03423	TEND ₀ (TENDBRK)	B17	centiseconds	DESC
03424	TEND ₁ (TENDAPPR)	B17	centiseconds	DESC
01706 01707 01710	TEPHEM	B42	centiseconds	COJR
01570 01571	TETCSM	B28	centiseconds	ORBI
01642 01643	TETLEM	B28	centiseconds	ORBI
02560 02561	THETCRIT	B0	revolutions	ASCT

<u>ECADR</u>	<u>Tag (alternate tag)</u>	<u>Scale</u>	<u>Units</u>	<u>Section</u>
02400 02401	TLAND	B28	centiseconds	DESC
03431 03432	TNEWA	B28	centiseconds	BURN
02011	TRUNVAR	B-12	radians ²	RNAV
02426 02427	TTFADGZ ₀ (ABRFG* and ADG2TTF+0)	B-4	meters/centisecond ²	DESC
02462 02463	TTFADGZ ₂₈ (AAPFG* and ADG2TTF+28)	B-4	meters/centisecond ²	DESC
02430 02431	TTFJDGZ ₀ (JBRFG* and JDG2TTF+0)	B-21	meters/centisecond ³	DESC
02464 02465	TTFJDGZ ₂₈ (JAPFG* and JDG2TTF+28)	B-21	meters/centisecond ³	DESC
02424 02425	TTFVDGZ ₀ (VBRFG* and VDG2TTF+0)	B13	meters/centisecond	DESC
02460 02461	TTFVDGZ ₂₈ (VAPFG* and VDG2TTF+28)	B13	meters/centisecond	DESC
01713 01714	UNITW _x (MAYO)	B0	unitless	COOR
01715 01716	UNITW _y (AXO)	B0	unitless	COOR
02510 thru 02515	V ₂ FG	B10	meters/centisecond	DESC
03371 03372	VELBIAS	B6	meters/centisecond	SERV
02005	VMAX	B7	meters/centisecond	RNAV
01775	VVARMIN	B-12	meters ² /centisecond ²	RNAV
02000	WRENDPOS	B14	meters	RNAV
02001	WRENDVEL	B0	meters/centisecond	RNAV
02002	WSHAFT	B-5	radians	RNAV
02006	WSURFPOS	B14	meters	RNAV

<u>ECADR</u>	<u>Tag (alternate tag)</u>	<u>Scale</u>	<u>Units</u>	<u>Section</u>
02007	WSURFVEL	B0	meters/centisecond	RNAV
02003	WTRUN	B-5	radians	RNAV
01700 thru	X789	*	radians	RNAV
01705		(*Scaling is B5 for earth and B3 for moon)		
02564 02565	YLIM	B24	meters	ASCT
03422	ZOONTIME	B14	centiseconds	BURN

* These quantities are also loaded by the fresh start routine entered *
from verb 36.

In addition to the quantities listed on the previous pages, the indicated bits of the following flagwords must be padloaded as they are not initialized by the fresh start ("SLAP1") routine.

FLAGWRD3	bit 13	(REFSMFLG)
FLAGWRD8	bit 8	(SURFFLAG)
	bit 11	(LMOONFLG)
	bit 12	(CMOONFLG)
FLGWRD10	bit 13	(APSFLAG)

The following pad loaded variables are listed by ascending ECADR. The tag name is that given by this document.

<u>ECADR</u>	<u>Tag</u>	<u>ECADR</u>	<u>Tag</u>
01243-4	MASS	01700-5	X789
01326	LEMMASS	01706-10	TEPHEM
01327	CSMMASS	01711-2	AZO
01347	E3J22R2M	01713-4	UNITW _x
01350	E32C31RM	01715-6	UNITW _y
01351-2	RADSKAL	01770-1	RANGEVAR
01353	SKALSKAL	01772-3	RATEVAR
01356	ELBIAS	01774	RVARMIN
01452	PIPABIAS _x	01775	VVARMIN
01453	PIPASCF _x	02000	WRENDPOS
01454	PIPABIAS _y	02001	WRENDVEL
01455	PIPASCF _y	02002	WSHAFT
01456	PIPABIAS _z	02003	WTRUN
01457	PIPASCF _z	02004	RMAX
01460	NBDX	02005	VMAX
01461	NBDY	02006	WSURFPOS
01462	NBDZ	02007	WSURFVEL
01463	ADIAX	02010	SHAFTVAR
01464	ADIAZ	02011	TRUNVAR
01465	ADIAZ	02012-7	LM504
01466	ADSRAX	02020-1	AGSK
01467	ADSRAY	02022-7	RLS
01470	ADSRAZ	02400-1	TLAND
01570-1	TETCSM	02402-7	TARGRDG ₀
01642-3	TETLEM		

<u>ECADR</u>	<u>Tag</u>	<u>ECADR</u>	<u>Tag</u>
02410-5	TARGVDG ₀	02516-7	TAUVERT
02416-23	TARGADG ₀	02520-1	DELQFIX
02424-5	TTFVDGZ ₀	02522	LRALPHA ₁
02426-7	TTFADGZ ₀	02523	LRBETA ₁
02430-1	TTFJDGZ ₀	02524	LRALPHA ₂
02432-3	GAIN ₀	02525	LRBETA ₂
02434	TCGF ₀	02526	LRVMAX
02435	TCGI ₀	02527	LRVF
02436-43	TARGRDG ₂₈	02530	LRWV ₀
02444-51	TARGVDG ₂₈	02531	LRWV ₁
02452-7	TARGADG ₂₈	02532	LRWV ₂
02460-1	TTFVDGZ ₂₈	02533	LRWVF ₀
02462-3	TTFADGZ ₂₈	02534	LRWVF ₁
02464-5	TTFJDGZ ₂₈	02535	LRWVF ₂
02466-7	GAIN ₂₈	02536	LRWVFF
02470	TCGF ₂₈	02537	RODSCALE
02471	TCGI ₂₈	02540-1	TAUROD
02472-3	DESIGNV	02542-3	LAGdTAU
02474-5	DESIGNRX	02544-5	MINFORCE
02476-7	DESIGNRZ	02546-7	MAXFORCE
02500-1	DESKIGNX	02550-1	J1PARM
02502-3	DESKIGNY	02552-3	K1PARM
02504-5	DESKIGNV	02554-5	J2PARM
02506	LOWCRIT	02556-7	K2PARM
02507	HIGHCRIT	02560-1	THETCRIT
02510-5	V2FG	02562-3	RAMIN

<u>ECADR</u>	<u>Tag</u>	<u>ECADR</u>	<u>Tag</u>
02564-5	YLIM	03422	ZOOMTIME
02566-7	ABTRDOT	03423	TEND ₀
02570-1	COSTHET1	03424	TEND ₁
02572-3	COSTHET2	03425	DELTTFAP
02634-41	<u>DLAND</u>	03426	LEADTIME
03000	HIASCENT	03427	RPCRTIME
03001	ROLLTIME	03430	RPCRTQSW
03002	PITTIME	03431-2	TNEWA
03003	DKTRAP		
03004	DKOMEGAN		
03005	DKKAOSN		
03006	LMTRAP		
03007	LMOMEGAN		
03010	LMKAOSN		
03011	DKDB		
03012	IGNAOSQ		
03013	IGNAOSR		
03113-20	DOWNTORK ₀₋₅		
03371-2	VELBIAS		
03373	AZBIAS		
03400-1	ATIGINC		
03402-3	PTIGINC		
03404-11	AOTAZ ₁₋₆		
03412-7	AOTEL ₁₋₆		
03420	LRHMAX		
03421	LRWH		

FLAGWRD8 (Continued)

Bit and initial value (fresh start)

	<u>Mnemonic</u>	<u>Meaning when 1 and 0</u>
3	(0) spare	
2	(0) INITALGN	1 - Initial pass through P57 0 - Second pass through P57
1	(0) 36OSW	1 - Transfer angle near 360 degrees 0 - Transfer angle not near 360 degrees

FLAGWRD9

Bit and initial value (fresh start)

	<u>Mnemonic</u>	<u>Meaning when 1 and 0</u>
15 (0)	spare	
14 (0)	FLVR	1 - Vertical rise (ascent guidance) 0 - Non-vertical rise
13 (0)	P7071FLG	1 - P70 or P71 using ascent guidance 0 - P12 using ascent guidance
12 (0)	FLPC	1 - No position control (ascent guidance) 0 - Position control
11 (0)	FLPI	1 - Pre-ignition phase (ascent guidance) 0 - Regular guidance
10 (0)	FLRCS	1 - RCS injection mode (ascent guidance) 0 - Main engine mode
9 (0)	LETABORT	1 - Abort programs are enabled 0 - Abort programs are not enabled
8 (0)	FLAP	1 - APS continued abort after DPS staging (ascent guidance) 0 - APS abort is not a continuation
7 (0)	ABTTGFLG	1 - Abort targeting to use J ₂ , K ₂ 0 - Abort targeting to use J ₁ , K ₁
6 (0)	ROTFLAG	1 - P70 and P71 will force vehicle rotation in the preferred direction 0 - P70 and P71 will not force vehicle rotation in the preferred direction
5 (0)	QUITFLAG	1 - Discontinue orbital integration 0 - Continue integration
4 (0)	spare	
3 (0)	MIDLFLAG	1 - Integrate to TDEC 0 - Integrate to TIMENOW
2 (0)	MIDAVFLG	1 - Integration entered from one of the drifting flight to powered flight handover routines 0 - Integration not entered as above
1 (0)	AVEMIDSW	1 - AVETOMID calling for W-matrix integration; do not write over <u>RN</u> , <u>VN</u> , <u>PIPTIME</u> 0 - AVETOMID without W-matrix integration; allow set up of <u>RN</u> , <u>VN</u> , <u>PIPTIME</u>

FLGWRD11 (Continued)

Bit and initial value (fresh start)

	<u>Mnemonic</u>	<u>Meaning when 1 and 0</u>
• 1	(0) HFLSHFLG	1 - Landing radar altitude fail lamp should be flashing
•		0 - Landing radar altitude fail lamp should not be flashing

DAPBOOLS

Bit and initial value (fresh start)

	<u>Mnemonic</u>	<u>Meaning when 1 and 0</u>
15	(0) PULSES	1 - Minimum impulse command mode 0 - Not minimum impulse
14	(1) USEQRJTS	1 - Use of gimbal not allowed 0 - Gimbal may be used
13	(0) CSMDOCKD	1 - CSM attached to LM 0 - CSM not attached
12	(0) OURRCBIT	1 - Still in rate command mode 0 - Not in rate command mode
11	(0) ACC4OR2X	1 - 4-jet P-axis translation 0 - 2-jet P-axis translation
10	(1) AORBTRAN	1 - X translation B system 0 - X translation A system
9	(0) KOVINHIB	1 - LPD phase; X-axis override disabled 0 - Not in Landing Point Designation Phase
8	(1) DRIFTBIT	1 - Assume that offset acceleration is zero 0 - Offset acceleration likely
7	(1) RHCSCALE	1 - Normal RHC scaling 0 - Fine RHC scaling
6	(0) ULLAGER	1 - Internal ullage request 0 - No program ullage request
5	(1) DBSL2FLG	
4	(0) DBSELECT	
	<u>N46 Digit</u>	<u>DAP</u>
	<u>"D" Load</u>	<u>Deadband</u>
	0	+0.3°
	1	+1.0°
	2	+5.0°
	3	+5.0°
		<u>BIT 5</u>
		<u>BIT 4</u>
		0
		0
		1
		0
		1
3	(0) ACCSOKAY	1 - Computed accelerations probably correct 0 - Computed accelerations probably incorrect
2	(1) AUTRATE2	Used together to determine index (RATEINDX) which is used to select attitude maneuver rate
1	(0) AUTRATE1	

Bit Routines

- 13 1 - IGNITION GOPROG ABRTJASK
0 - IMUMON ENGINOF3
- 10 1 - ERROR
0 - STARTSB2
- 9 1 - READACCS
0 - STARTSB2 AVGEN
- 7 1 - V37 VBTSTLTS DSPALARM ALMCYCLE CHARALRM UPERROUT UPEND70
P2OLEMB7 ALM/END V73UPDAT UPEND73 ABORTALM
0 - STARTSB2 ERROR TSTLTS3
- 6 1 - FLASHSUB TESTNN VBTSTLTS REQDATZ REQMM
0 - NV50DSP STARTSB2 TSTLTS3 BLANKDSP ENTER GOLOADLV VBRESEQ
- 5 1 - CHARIN NV50DSP MONDO VBTSTLTS
0 - STARTSB2 WITCHONE RELDSP RELDSP1
- 4 1 - IMUMON VBTSTLTS
0 - IMUMON STARTSB2 TSTLTS3
- 3 1 - UPRUPT VBTSTLTS
0 - STARTSB2 TSTLTS3 V73UPDAT UPOUT4 ERROR VBRELDSP
- 2 1 - ADVAN
0 - STARTSB2 DUMMYJB2
- 1 1 - SETISSW VBTSTLTS
0 - SETISSW TSTLTS3
test - ENDIMU

Channel 12

- 15 1 - ENDTNON
0 - STARTSB2 UNZ2 CAGESUB DOFSTRT1
test - IMUMON
- 14 1 - R23LEM LRS24.1 RO4X DODES R29DODES
0 - R21LEM TRMTRACK RRGIMON STDESIG RO4END R29 P63LM
DOFSTRT1
test - R22LEM
- 13 1 - LRPOS2
0 - STARTSB2 LRPOSCAN DOFSTRT1
test -

Bit Routines

- 12 1 - ACDT+C12 TRIMGIMB
0 - ACDT+C12 TRIMGIMB SUPERJOB MOREIDLE DOFSTRT1 NEGUSUM
test - SPSCONT
- 11-9 same as 12
- 8 1 - LANDISP
0 - STARTSB2 IMUMON DISPRSET DOFSTRT1
- 6 1 - NEEDLER COARS IMUATTCK GOPROG CA+ECE DOFSTRT1
0 - NEEDLER IMUMON CAGESUB SETCOARS IMUZERO DOFSTRT1
test - NEEDLER
- 5 1 - IMUZERO ISSZERO CAGESUB
0 - IMUMON UNZ2 IMUZERO2 IMUFINE DOFSTRT1
test - IMUATTCK
- 4 1 - SETCOARS CAGESUB GOPROG DOFSTRT1
0 - IMUMON UNZ2 IMUZERO IMUFINE DOFSTRT1
test - TNONTEST GLOCKMON IFAILOK IMUATTCK SETCOARS 8192AUG
TSTLTS3
- 2 1 - SETRECR INTLZE
0 - STARTSB2 RRAUTCHK RRGIMON DORREPOS TRMTRACK STDESIG RESET22
IMUMON R24END R24LEM3 RRDESUN RRDESEND POOH RR1AX2 RRDESNB
R29DPAS2 DOFSTRT1 PROG20A R21LEM9 DISPRSET P12LM
test - SETRECR SPEEDRUN
- 1 1 - RRZEROSB NORRGIMON
0 - STARTSB2 RRZEROSB DOFSTRT1

Channel 13

- 15 1 - JTLST T6JOBCHK
0 - STARTSB1 DOFSTRT1
- 14 1 - none
0 - DOFSTRT1
- 13 1 - none
0 - DOFSTRT1
- 12 1 - REDESMON STARTP64 STARTSB2
0 - DOFSTRT1

Bit Routines

- 11 1 - P06
0 - POSTAND STARTSB2 DOFSTR1
- 10 1 - VBTSTLTS
0 - ERROR TSTLTS3 STARTSB2 DOFSTR1
- 9 1 - ZEROENBL
0 - STARTSB2 DOFSTR1
- 8 1 - ZEROENBL
0 - STARTSB2 DOFSTR1
- 7 1 - DODOWNTM
0 - DOFSTR1 WOZERO DOFSTR1
test - DODOWNTM
- 6-5 not set in LUMINARY
- 4 1 - RADSTART
0 - STARTSB2 DOFSTR1
test - C13STALL VBTSTLTS
- 3 1 - RADSTART
0 - STARTSB2 DOFSTR1
test - RADAREAD
- 2 1 - RADSTART
0 - STARTSB2 DOFSTR1
test - RADAREAD
- 1 1 - RADSTART
0 - STARTSB2 DOFSTR1
test - RADAREAD RENDRAD

Channel 14

- 15 1 - COARS2 ATTCK2 NEEDLES
0 - DOFSTR1 IMUMON STARTSB2
- 14 1 - COARS2 ATTCK2 NEEDLES
0 - DOFSTR1 IMUMON STARTSB2
- 13 1 - COARS2 ATTCK2 NEEDLES
0 - DOFSTR1 IMUMON STARTSB2
- 12 1 - RRROUT SPEEDRUN
0 - DOFSTR1 IMUMON STARTSB2

Bit Routines

- 11 1 - RROUT SPEEDRUN
0 - IMUMON STARTSB2 DOFSTR1
- 10 1 - GYROEXIT
0 - STRTGYRO IMUMON SETCOARS STARTSB2 DOFSTR1
- 9 1 - STRTGYR2
0 - STRTGYRO IMUMON STARTSB2 DOFSTR1
- 8 1 - STRTGYR2
0 - STRTGYRO IMUMON STARTSB2 DOFSTR1
- 7 1 - STRTGYR2
0 - STRTGYRO IMUMON STARTSB2 DOFSTR1
- 6 1 - IMUPULSE
0 - IMUMON DOFSTR1
- 4 1 - GOPROG DOIT P4OZOOM THROTUP ENGINOF3
0 - STARTSB2 DOFSTR1
- 3 1 - ALTROUT1 ALTOUT1
0 - STARTSB2 DOFSTR1
- 2 1 - ALTROUT1
0 - ALTOUT1 STARTSB2 DOFSTR1

Channel 15

Tested in routines KEYRUPT1 and LIGHTSET - 5 LIGHTSET
2 LIGHTSET

Channel 16

- 7 DESCBITS SOMEKEY MARKRUPT
- 6 SOMEKEY MARKRUPT
- 5 LIGHTSET MARKRUPT
- 4
- 3

FLAGWRD2 (Continued)

Bit	Mnemonic	Routines
5	AVFLAG	1 - P42STAGE S40.9 P34 P35 P32 P33 0 - P74 P75 P72 P73 DOFSTRT1 test - PRECSET, APTTNE
4	PFRATFLG	1 - S40.2,3 0 - R51E GYCOARS REGCOARS DOFSTRT1 test - PROG52
3	CALCMAN3	Not really functional: set in KALCMAN3; reset in DOFSTRT1
2	CALCMAN2	1 - WCALC 0 - NEWANGL DOFSTRT1 test - NEWANGL
1	NODOFLAG	1 - AGSVCALC STATINT1 P06 P76 0 - AGSVCALC STATINT1 POOH POSTAND DOFSTRT1 POODOO P76 test - V37

FLAGWRD3

Bit	Mnemonic	Routines
15	POOHFLAG	1 - STATINT1 0 - CANV37 DOFSTR1 test - TESTLOOP
14	GLOKFAIL	1 - CALCGA 0 - REDO CANV37 DOFSTR1 test - REDO
13	REFSMFLG	1 - P51C GYCOARS REGCOARS SURFDISP 0 - RNDREFDR GYCOARS GVDETER test - AGSINIT RO2BOTH VN1645 PACKOPTN DSPOPTN R59
12	LUNAFLAG	1 - LANDJUNK P52LS P57POST P21VSAVE 0 - DOFSTR1 P21VSAVE test - LAT-LONG LALOTORV
11	NOR29FLG	1 - AVGEND DOFSTR1 0 - CMONENT test - COPYCYC1 STARTSB2 R29RDJOB RDRUSECK
10	VFLAG	1 - R56 PIC3 0 - PIC3 DOFSTR1 test - PIC3 PICEND
9	RO4FLAG	1 - RO4 R61C+LO1 0 - RO4END CANV37 PROG20A DOFSTR1 R61C+LO1 STARTSB2 test - RO4Z RADAREAD RESAMPLE R77
	READRFLG	1 - R29DPAS2 0 - ENDRRD29 STARTSB2 DOFSTR1 test - R29READ COPYCYC1
8	PRECIFLG	1 - STATINT1 CSMPREC INTEGRVS LEMPREC 0 - STATINT1 INTEXT DOFSTR1 test - TESTLOOP
7	CULTFLAG	1 - OCCULT 0 - OCCULT DOFSTR1 test - PIC3
6	ORBWFLAG	1 - never set 0 - WMATEND INTWAKEU DOFSTR1 test - AVETOMID
5	STATEFLG	1 - SETIFLGS WMATEND LSR22.3 LSR22.4 0 - ENDINT TESTLOOP DOFSTR1 POODOO INTEXT test - A-PCHK

FLAGWRD5 (CONTINUED)

Bit	Mnemonic	Routines
4	NORRMON	1 - VBCOARK R23LEM R21LEM8 0 - RRDSEND STARTSB2 PROG20A R23LEM R23LEM2 DOPSTR1 R21LEM1 test - RRGIMON
3	SOLNSW	1 - TIMERAD SUFFCHK LAMBERT 0 - TIMERAD DOPSTR1 LAMBERT test - none (telemetry)
2	MGLVFLAG	1 - GET.LVC 0 - GET+MGA DOPSTR1 test - none (telemetry)
1	RENDWFLG	1 - WLINT 0 - WMATRNG WMATEND INTWAKEU V67CALL DOPSTR1 ATMAG test - STATINT1 AVETOMID UPPSV ORBCHGO LSR22.3

FLAGWRD6

Bit	Mnemonic	Routines
15	S32.1F1	1 - CSI/B2 0 - CSI/A SCNDSOL DOFSTRT1 test - CSI/B2
14	S32.1F2	1 - CSI/A SCNDSOL 0 - FRSTPAS DOFSTRT1 test - CIRCL
13	S32.1F3A	1 - CIRCL FIFTYFPS 0 - CSI/A SCNDSOL DOFSTRT1 test - CSI/B2 CIRCL SCNDSOL
12	S32.1F3B	1 - CSI/A FIFTYFPS 0 - CIRCL SCNDSOL DOFSTRT1 test - CSI/B2 CIRCL SCNDSOL
11	PIRFBEG	1 - P40.9 0 - P40.9 DOFSTRT1 test - P40.9 S40.8
10	GMBDRVSW	1 - PITCHOFF 0 - TRIMGIMB DOFSTRT1 test - PITCHOFF
9	ZPHASE G	1 - P40.9 0 - DOFSTRT1 test - AVERAGEG LINSEY
8	MUNFLAG	1 - P63LM P12LM 0 - AVGENG DOFSTRT1 CANV37 test - NORMLIZE READACCS AVERAGEG RRGIMON P40.9SERVIDLE V83CALL GETRVN
7	POUTFLAG	1 - QUALCUT 0 - STARTP64 P65START DOFSTRT1 V83START test -
6	REDFLAG	1 - P64DISPS 0 - P64DISPS STARTP64 P63LM DOFSTRT1 STRTP66A test - P64DISPS REDESIG
3	NTARGFLG	1 - NTARGCHK 0 - S34/35.5 DOFSTRT1 test - Not shown in document

FLAGWRD6 (Continued)

Bit	Mnemonic	Routines
2	AUXFLAG	1 - AVERAGEG 0 - AVERAGEG DOFSTRT1 test - AVERAGEG
1	ATTFLAG	1 - REFMF 0 - DOFSTRT1 test - PACKOPTN DSPOPTN ATTCHK

FLAGWRD7

Bit	Mnemonic	Routines
15	ITSWICH	1 - P34/P74C P33/P73B 0 - P34/P74C INTLOOP DOFSTR1 test - INTLOOP ELCALC
13	IGNFLAG	1 - TIG-0 0 TIG-5 P42IGN DOFSTR1 test - *PROCEED
12	ASTNFLAG	1 - *PROCEED 0 - TIG-5 P42IGN DOFSTR1 test - TIG-0
11	SWANDISP	1 - P63IGN ABRTIGN 0 - DOFSTR1 AVGEND test - LANDISP
10	NORMSW	1 - INITVEL2 0 - PARAM DOFSTR1 HAVEGUES test - S40.1B S40.9 GEOM UPDATEVG RASTERR
9	RVS	1 - INTLOOP CSI/B2 * VNO611 0 - CDHMVR DOFSTR1 ORBCHGO test - COMMOUT
8	V67FLAG	1 - V67CALL 0 - DOFSTR1 V67CALL test - V67CALL
7	IDLEFLAG	1 - STEERING ENGINOF1 COMPAIL DOFSTR1 MAINENG SERVIDLE 0 - P42IGN GOABORT COMPAIL4 test - STEERING AVERAGE G MAINENG
6	V37FLAG	1 - PREREAD 0 - DOFSTR1 AVGEND test - V37 POODOO RDRUSECK
5	AVEGFLAG	1 - PREREAD 0 - V37 DOFSTR1 test - V82CALL READACCS REV83 F RRGIMON P70 P71 R10,R11 V83CALL LRPOS2K
4	UPLOCKFL	1 - UPRUPT 0 - UPRUPT DOFSTR1 test - UPRUPT

FLAGWRD8 (Continued)

Bit	Mnemonic	Routines
4	COGAFLAG	1 - TIMERAD TIMETHET 0 - COMMOUT PARAM DOFSTRT1 test - none (telemetry)
2	INITALGN	1 - BYLMATT 0 - DOFSTRT1 ATTCHK test - SURFDISP INITBY SURFLINE
1	36OSW	1 - GETX WLOOP 0 - GETX DOFSTRT1 test - POLYCOEF

FLAGWRD9

Bit	Mnemonic	Routines
14	FLVR	1 - P12LM INJTARG 0 - CMPONENT DOFSTR1 test - CMPONENT
13	P7071FLG	1 - GOABORT 0 - DOFSTR1 test - ASCENT CMPONENT
12	FLPC	1 - MAINENG 0 - DOFSTR1 test - MAINENG
11	FLPI	1 - P12LM 0 - P12RET DOFSTR1 test - CMPONENT
10	FLRCS	1 - CUTOFF 0 - GOABORT DOFSTR1 test - ASCTERM1 ASCTERM ASCENT ATMAG
9	LETABORT	1 - P63IGN 0 - LANDJUNK TERMASC GOABORT DOFSTR1 test - P70 P71 R10,R11
8	FLAP	1 - UPTHROT 0 - DOFSTR1 test - GOABORT P12INIT
7	ABTTGFLG	1 - INJTART 0 - CANV37 test - None
6	ROTFLAG	1 - INJTARG 0 - DOFSTR1 CMPONENT test - CMPONENT
5	QUITFLAG	1 - VERB96 0 - STATINT1 DOFSTR1 test - STATINT1 TESTLOOP
3	MID1FLAG	1 - MIDTOAV1 0 - MIDTOAV1 MIDTOAV2 CKMID2 DOFSTR1 test - CKMID2
2	MIDAVFLG	1 - MIDTOAV2 0 - MIDTOAV2 DOFSTR1 test - ENDSTATE
1	AVEMIDSW	1 - AVETOMID 0 - INEXIT DOFSTR1 test - SVDWN2

FLGWRD10

Bit	Mnemonic	Routines
14	INTFLAG	1 - INTSTALL 0 - INTWAKE1 GOPROG GOPROG2A DOFSTRT1 test - INTSTALL
13	APSFLAG	1 - LANDJUNK DDPAT1 ABRTJASK WANTAPS 0 - DDPAT1 test - P4OLM P42LM S40.13 RCS 1/ACCS DAPDATA1 DAPDATA2 SERVICER P4OAUTO DVMON AFTERTJ S40.130
7	REINTFLG	1 - ENDSTATE A-PCHK P76 UPJOB INCORP2 0 - GOPROG2A INTWAKE1 DOFSTRT1 POODOO test - INTSTALL INTWAKE

FLGWRD11

Bit	Mnemonic	Routines
15	LRBYPASS	1 - SERVIDLE ABRTJASK CANV37 DOFSTR1 SERVIDLE 0 - P63LM test - MUNRETRN R10,R11 RDRUSECK RADAREAD RESAMPLE
12	VXINH	1 - VMEASCHK 0 - ABRTJASK VMEASCHK DOFSTR1 CANV37 SERVIDLE test - VMEASCHK
11	PSTHIGAT	1 - MUNRETRN 0 - ABRTJASK DOFSTR1 CANV37 SERVIDLE test - MUNRETRN UPDATCHK
10	NOLRREAD	1 - MUNRETRN 0 - ABRTJASK POSGOOD DOFSTR1 CANV37 SERVIDLE P1CHK test - UPDATCHK R10,R11 MUNRETRN
9	XORFLG	1 - MUNRETRN 0 - ABRTJASK DOFSTR1 CANV37 SERVIDLE test - MUNRETRN
8	LRINH	1 - SET57 0 - ABRTJASK LROFF DOFSTR1 CANV37 SERVIDLE RESET57 test - NOREASON VMEASCHK
7	VELDATA	1 - LRVJOB 0 - ABRTJASK CONTSERV DOFSTR1 CANV37 SERVIDLE test - VMEASCHK
6	LRPOS2FLG	1 - POSGOOD 0 - ABRTJASK SERVIDLE DOFSTR1 CANV37 test - MUNRETRN R10,R11
5	READVEL	1 - VALTCHK 0 - ABRTJASK DOFSTR1 CANV37 SERVIDLE test - VALTCHK
4	RNGEDATA	1 - LRHJOB 0 - CONTSERV ABRTJASK DOFSTR1 CANV37 SERVIDLE test - UPDATCHK
3	NO511FLG	1 - P1CHK 0 - ABRTJASK SERVIDLE DOFSTR1 CANV37 test - MUNRETRN

RADMODES (Continued)

Bit	Mnemonic	Routines
5	LREALTFLG	1 - RESAMPLE R77CHECK 0 - ERROR ITURNON2 STARTSUB GOODRAD TSTLTS3 R77CHECK test - RADLITES
4	RRDATAFL	1 - RESAMPLE 0 - ERROR ITURNON2 STARTSUB GOODRAD TSTLTS3 test - SETTRKF
3	RRRSFLAG	1 - SCALCHNG LRS22.1 RO4Z 0 - ITURNON2 STARTSUB SCALCHNG LRS22.1 RO4Z test - RENDRAD RRANGOUT
2	AUTOMODE	1 - ITURNON2 STARTSUB RRAUTCHK 0 - RRAUTCHK test - RRAUTCHK RRCDUCHK RRGIMON SETTRKF RR1AX2 RRZERO COPYCYC1 R29RDJOB NORRGMON
1	TURNONFL	1 - RRAUTCHK 0 - ITURNON2 STARTSUB STARTSB2 RRTURNON RRAUTCHK test - RRZERO

DAFBOOLS

Bit	Mnemonic	Routines
15	PULSES	1 - MINIMP LANDJUNK 0 - NOMINIMP P63IGN DOFSTRT1 IGNITION ABRTJASK TIGTASK test - TSNEXTP TSNEXTS
14	USEQRJTS	1 - ENGINOF3 AVERAGEG DVMON DOFSTRT1 0 - DVMON test - TJLAW4 TRYGTS SPSCONT
13	CSMDOCKD	1 - DPDAT1 0 - DPDAT1 DOFSTRT1 test - PURGENCY TJLAW4 1/ACCS DAPDATA2 DAPDATA1 DPDAT1 BACKP STIKLOAD FINDCDUW P4OLM MINRTN
12	OURRCBIT	1 - DETENTCK 0 - DETENTCK DOFSTRT1 test - DETENTCK CHEKSTIK QRAXIS
11	ACC4OR2X	1 - DPDAT1 GOABORT P12LM 0 - DPDAT1 DOFSTRT1 test - DPDAT1 DAPDATA1 +XORULGE
10	AORBTRAN	1 - COMFAIL2 DPDAT1 DOFSTRT1 0 - COMFAIL2 DPDAT1 test - MINRTN DAPDATA1 +XORULGE
9	XOVINHIB	1 - CMPONENT MUNRETRN 0 - DOFSTRT1 P65START CMPONENT ABRTJASK CANV37 GOTOPOOH STRTP66A test - TSNEXTP FINDCDUW
8	DRIFTBIT	1 - ALLCOAST COMFAIL2 DOFSTRT1 0 - P42IGN ABRTJASK test - 1/ACCONT SPSRCS RCS BACKP AFTERTJ
7	RHCSCALE	1 - DPDAT1 DOFSTRT1 0 - DPDAT1 test - DAPDATA1 STIKLOAD
6	ULLAGER	1 - ULLGTASK COMFAIL2 0 - P42IGN ENGINOF1 GOPOST GOTOPOOH GOCUTOFF ABRTJASK DOFSTRT1 STOPCLOK test - RCS

XYMARK = bits 15-7 of AOTCODE shifted right 6 places to bit positions 9-1

If XYMARK \leq 0, proceed to "GETDAT"

If XYMARK = 00007₈: (detent code 7 for COAS)

Proceed to "GOXDSPF" with TS = K:VO6N87 (AZ, EL)
(If terminate, proceed to "KILLAOT"; if proceed, continue at next step; if other response, repeat this step)

TSazm = AZ

TSelev = EL

TSsrot = 0

Proceed to "OPTAXIS"

(Otherwise, XYMARK is between 1 and 6 inclusive)

TSelev = AOTEL_{XYMARK}

TSazm = AOTAZ_{XYMARK}

TSsrot = AOTAZ₂ - TSazm

OPTAXIS Perform "OANB"

UYP' = cosTSsrot UYP' - sinTSsrot UXP'

UXP' = cosTSsrot UXP' + sinTSsrot UYP'

STARAD₆ = 0

Proceed to "GETMKS"

OANB TSelev = TSelev converted to one's complement form

TSazm = TSazm converted to one's complement form

$$\underline{SCAXIS} = \begin{pmatrix} \sin TSelev \\ \cos TSelev \sin TSazm \\ \cos TSelev \cos TSazm \end{pmatrix}$$

UYP' = unit(SCAXIS * K:UNITX) (= (0, cosTSazm, -sinTSazm))

UXP' = unit(UYP' * SCAXIS)

Return

GETMKS

XYMARK = 00000_g

MARKCNTR = 0

Switch bits 15 thru 10 of MARKSTAT to 0

TS = K:V54N71 ("mark X or Y" verb; star code noun)

PASTIT

Proceed to "GOMARK4"

(If terminate, proceed to "KILLAOT"; if proceed,
proceed to "MARKCHEX"; if other response, proceed
to "GETDAT".)

MARKRUPT

(Entered on program interrupt initiated by the mark or
mark reject buttons or by a commanded change in descent
rate.)

TScdu = CDU

TSt = TIMENOW

If bit 6 or 7 of channel 16 = 1:
(Commanded change in rate of descent)

Proceed to "SOMEKEY"

If bit 12 of MARKSTAT = 1, Resume
(Processing of marks inhibited)

If MARKSTAT = 00000_g: (mark program not operating)

Perform "ALARM" with TS = 00112_g

Resume

If bit 5 of channel 16 = 1: (mark reject)

If FLAGWRD8 bit 8 (SURFFLAG) = 1:

If MARKCNTR > 0:

MARKCNTR = MARKCNTR - 1

Resume

Perform "ALARM" with TS = 00115_g

Resume

LOCSAM

QMIN = return address

TSIGHT = TS_t

Perform "LSPOS"

TDEC1 = TSIGHT

Perform "LEMPREC"

If PBODY = 0: (earth centered)

$\underline{V}MOON = \text{unit}(K:RSUBEM \underline{V}MOON - \underline{R}ATT)$

$\underline{V}EARTH = -\text{unit}\underline{R}ATT$

$\underline{C}EARTH = \cos(\arcsin(K:RSUBE / |\underline{R}ATT|) + K:5DEGREES)$

$\underline{C}MOON = K:CSS5$

If PBODY = 2: (moon centered)

$\underline{V}SUN = \text{unit}(\underline{V}SUN - K:ROE \underline{V}MOON)$

$\underline{V}EARTH = -\text{unit}(K:RSUBEM \underline{V}MOON + \underline{R}ATT)$

$\underline{V}MOON = -\text{unit}\underline{R}ATT$

$\underline{C}MOON = \cos(\arcsin(K:RSUBM / |\underline{R}ATT|) + K:5DEGREES)$

$\underline{C}EARTH = K:CSS5$

$\underline{C}SUN = K:CSSUN$

Return via QMIN

CHKSDATA Switch FLAGWRDO bit 3 (FREEFLAG) to 1 (R54)

$TSang = \arccos(\underline{S}TARAD_0 \cdot \underline{S}TARAD_6)$

Switch FLAGWRDO bit 3 (FREEFLAG) to 0

$\underline{T}HETA = \arccos(\underline{T}S_6 \cdot \underline{T}S_{12}) - TSang$

$\underline{D}SPTEM1_{dp} = \underline{T}HETA$

Switch FLAGWRDO bit 3 (FREEFLAG) to 1

Proceed to "GOFLASH" with TS = K:VO6N05 (DSPTM1)
 (If terminate, proceed to "GOTOPOOH"; if proceed,
 skip next step; if other response, continue at
 next step.)

Switch FLAGWRD0 bit 3 (FREEFLAG) to 0

Return

AXISGEN

$$\underline{TS}_1 = \underline{TS}_6$$

$$\underline{TS}_2 = \text{unit}(\underline{TS}_6 * \underline{TS}_{12})$$

$$\underline{TS}_3 = \underline{TS}_1 * \underline{TS}_2$$

$$[\text{RFSTMAT}] = \begin{bmatrix} \underline{TS}_{1_x} & \underline{TS}_{1_y} & \underline{TS}_{1_z} \\ \underline{TS}_{2_x} & \underline{TS}_{2_y} & \underline{TS}_{2_z} \\ \underline{TS}_{3_x} & \underline{TS}_{3_y} & \underline{TS}_{3_z} \end{bmatrix}$$

$$\underline{TS}_1 = \underline{STARAD}_0$$

$$\underline{TS}_2 = \text{unit}(\underline{STARAD}_0 * \underline{STARAD}_6)$$

$$\underline{TS}_3 = \underline{TS}_1 * \underline{TS}_2$$

$$[\text{SMSTMAT}] = \begin{bmatrix} \underline{TS}_{1_x} & \underline{TS}_{1_y} & \underline{TS}_{1_z} \\ \underline{TS}_{2_x} & \underline{TS}_{2_y} & \underline{TS}_{2_z} \\ \underline{TS}_{3_x} & \underline{TS}_{3_y} & \underline{TS}_{3_z} \end{bmatrix}$$

$$[\text{DCMAT}] = [\text{SMSTMAT}]^T [\text{RFSTMAT}]$$

Unitize each of the three rows of DCMAT
 (assure that it is orthogonal)

$$\underline{STARAD}_0 = [\text{DCMAT}]^T \underline{K}:\text{UNITY}$$

$$\underline{STARAD}_6 = [\text{DCMAT}]^T \underline{K}:\text{UNITY}$$

$$\underline{STARAD}_{12} = [\text{DCMAT}]^T \underline{K}:\text{UNITZ}$$

Return

PROG52

Perform "R02BOTH"

If FLAGWRD2 bit 4 (PFRATFLG) = 1:

 OPTION2 = 1 and skip next step

OPTION2 = 3 (REFSMAT option)

(If MODREG = 70:)

Perform "COMINIT" (initialize ascent targets)

Proceed to "INJTARG"

Switch FLAGWRD9 bit 9 (LETABORT) to 0

DVTHRUSH = K:THRESH2

Perform "P12INIT"

If FLAGWRD9 bit 8 (FLAP) = 1:

TGO1 = 2 TGO

TGO = TGO1

Proceed to the third step of "UPTHROT"

TGO = TIMENOW - TIG

INJTARG RDOTD = ABTRDOT

Y = RCO (UNITR · QAXIS)

TS = |Y| - YLIM

If TS \geq 0, YCO = TS signY

XRANGE = YCO - Y

Switch FLAGWRD9 bit 14 (FLVR) to 1

TS = (unitRCSM * unitR) · WM

TS1 = signTS arccos(unitRCSM · unitR)

If TS1 \geq THETCRIT:

Switch FLAGWRD9 bit 7 (ABTTGFLG) to 1

JPARM = J2PARM

KPARM = K2PARM

RP = THETCRIT (this step included only because of coding efficiency)

If TS1 $<$ THETCRIT:

JPARM = J1PARM

KPARM = K1PARM

RP = J2PARM (this step included only because of coding efficiency)

RP = RCO

Switch FLAGWRD9 bit 6 (ROTFLAG) to 1

UPTHROT Perform "THROTUP"

Switch FLAGWRD9 bit 8 (FLAP) to 1

Perform "P4OAUTO"

Perform "THROTUP"

Change job priority to 17 (pr17)

AVEGEXIT = "ATMAG"

End job

THROTUP THRUST = K:MAXTHRUST

Switch bit 4 of channel 14 to 1

Return

P12INIT DV3 = K:DVA

DV2 = K:DVA

DV1 = K:DVA

AT = K:ATA

TBUP = K:TBUPA

TTO = - K:ATDECAY

VE = - K:APSVEK

If FLAGWRD9 bit 8 (FLAP) = 1, return

COMINIT RCO = K:HINJECT + LANDMAG

TXO = 0

YCO = 0

YDOTD = 0

QAXIS = unit([REFSMAT] (VRECTCSM * RRECTCSM))

Return

If FLAGWRD9 bit 6 (ROTFLAG) = 1:

TS = (unitUNFC · XNBPIP) - COSTHET1

If TS < 0:

TS = (XNBPIP · UNITR) - COSTHET2

If TS < 0:

UNFC = UNITR

Proceed to "ASCTERM"

Switch FLAGWRD9 bit 6 (ROTFLAG) to 0

Switch DAPBOOLS bit 9 (XOVINHIB) to 0 (allow x-axis override)

If FLAGWRD9 bit 13 (P7071FLG) = 0:

Switch FLAGWRD3 bit 11 (NOR29FLG) to 0

ASCTERM If FLAGWRD9 bit 10 (FLRCS) = 1:

End job

Perform "FINDCDUW"

ASCTERM1 If FLAGWRD9 bit 10 (FLRCS) = 1:

End job

If FLAGWRD8 bit 10 (FLUNDISP) = 1:

End job

Proceed to "GODSP" with TS = K:VQ6N63 (ABVEL, HDOTDISP, HCALC1)

ENGOFF1 Perform "ENGINEOF2"

Establish "CUTOFF" (pr17)

End task

CUTOFF Switch FLAGWRD9 bit 10 (FLRCS) to 1

Proceed to "GOFLASH" with TS = K:V16N63 (ABVEL, HDOTDISP, HCALC1)
(If terminate, proceed to "TERMASC"; if proceed, continue
with next step; if other response, repeat this step.)

Inhibit interrupts

Perform "ZATTEROR"

Perform "SETMINDB"

Release interrupt inhibit

Proceed to "GOFLASH" with TS = K:V16N85 (VG BODY)
(If terminate, proceed to "TERMASC"; if proceed, proceed
to "TERMASC"; if other response, repeat this step.)

TERMASC Inhibit interrupts

Perform "RESTORDB"

Switch FLAGWRD9 bit 9 (LETABORT) to 0

Release interrupt inhibit

Proceed to "GOTOPOOH"

RPCOMP2 $RP = RMAG + RDOT TGO + \frac{PCONS TGO^2}{2 TBUP} + \frac{PRATE TGO^3}{6 TBUP}$

Return

ZDOTDCMP $TS = (\text{unitRCSM} * \text{unitR}) * WM$

$TS1 = \text{signTS arccos}(\text{unitRCSM} * \text{unitR})$

$RA = JPARM + KPARM TS1 - RP$

If $RA < RAMIN$, $RA = RAMIN$

$ZDOTD = \sqrt{2 K:MUM_{m37} RA / (RA + RP) RP}$

Return

Quantities in Computations

- ABDVCONV: Double precision magnitude of sensed change in velocity converted to units of meters per centisecond and scaled B5.
- ABRTABLE: see WHICH of the BURN section.
- ABTRDOT: Double precision erasable memory constant representing the radial rate required at insertion for aborts from powered descent, scaled B7 in units of meters per centisecond.
- AH: Double precision intermediate computation, scaled B-9 in units of meters per centisecond squared.
- AHMAG: Double precision intermediate computation, scaled B-9 in units of meters per centisecond squared.
- AT: Double precision LM thrust acceleration magnitude, scaled B-9 in units of meters per centisecond squared.
- ATP: Double precision intermediate computation, scaled B-9 in units of meters per centisecond squared.
- ATPSQ: Double precision intermediate computation, scaled B-18 in units of meters squared per centiseconds to the fourth power.
- ATR: Double precision required radial acceleration, scaled B-9 in units of meters per centisecond squared.
- ATY: Double precision required crossrange acceleration, scaled B-9 in units of meters per centisecond squared.
- AVEGEXIT: see SERV section.
- COSTHET1: Double precision erasable memory constant, scaled B2 and unitless.
- COSTHET2: Double precision erasable memory constant, scaled B2 and unitless.
- DB: see DAPB section.
- DISPDEX: see BURN section.
- DRDOT, DYDOT, DZDOT: Double precision velocity-to-be-gained components in the radial, crossrange, and downrange directions respectively, scaled B7 in units of meters per centisecond.
- DVCNTR: see SERV section.
- DVTHRUSH: see SERV section.

DVO, DV1, DV2, DV3: Double precision quantities representing the reciprocal of successive PIPA readings, scaled B7 in units of centiseconds per meter; program notation 1/DVO, 1/DV1, 1/DV2, 1/DV3.

D12: Double precision intermediate computation, scaled B17 in units of centiseconds.

D21: Double precision intermediate computation, scaled B17 in units of centiseconds.

ENGOFFDT: Single precision delta time for engine cutoff, scaled B14 in units of centiseconds.

GDT1: see SERV section.

GEFF: Double precision effective gravity, scaled B-9 in units of meters per centiseconds squared.

HCA1C1: See DESC section.

HDOTDISP: See SERV section.

JPARM: Double precision parameter used in the calculation of ZDOTD for aborts from the powered descent, scaled B24 in units of meters (see note following K2PARM). JPARM contains J1PARM or J2PARM.

J1PARM: Double precision parameter used in the calculation of ZDOTD for aborts where the LM to CSM phase angle is less than THETCRIT, scaled B24 in units of meters (see note following K2PARM); part of the erasable load.

J2PARM: Double precision parameter used in the calculation of ZDOTD for aborts where the LM to CSM phase angle is greater than or equal to THETCRIT, scaled B24 in units of meters (see note following K2PARM); part of the erasable load.

KPARM: Double precision parameter used in the calculation of ZDOTD for aborts from the powered descent, scaled B24 in units of meters per revolution (see note following K2PARM). KPARM contains K1PARM or K2PARM.

K1PARM: Double precision parameter used in the calculation of ZDOTD for aborts where the LM to CSM phase angle is less than THETCRIT, scaled B24 in units of meters per revolution (see note following K2PARM); part of the erasable load.

K2PARM: Double precision parameter used in the calculation of ZDOTD for aborts where the LM to CSM phase angle is greater than or equal to THETCRIT, scaled B24 in units of meters per revolution (see note below); part of the erasable load.

Note: JPARM and KPARM are considered in this document to be scaled B24; thus the erasable parameters J1PARM, J2PARM, K1PARM, K2PARM are expected to be multiplied by 2 and then scaled B24 (of course this is the same as scaling by B23) in order to introduce a factor of 2 into the equation which calculates RA.

- K:APSVEX: Single precision constant stored as -30.3×2^{-5} , scaled B5 in units of meters per centisecond. Equation value: -30.3
- K:ATA: Double precision constant stored as $3.2883 \text{ E-4} \times 2^9$, scaled B-9 in units of meters per centisecond squared; program notation (AT)A. Equation value: 3.2883 E-4
- K:ATD: Double precision constant stored as 0.02 , scaled B-2 in units of reciprocal centiseconds; program notation K(AT). Equation value: 0.005
- K:ATDECAY: Double precision constant stored as $-18. \times 2^{-28}$, scaled B28 in units of centiseconds. Equation value: $-18.$
- K:ATRCS: Double precision constant stored as $0.785 \text{ E-4} \times 2^{10}$, scaled B-10 in units of meters per centisecond squared; program notation AT/RCS. Equation value: 0.785 E-4
- K:DPSVEX: Single precision constant stored as $-29.5588868 \times 2^{-5}$, scaled B5 in units of meters per centisecond. Equation value: $-29.5588868.$
- K:DVA: Double precision constant stored as 15.2×2^{-7} , scaled B7 in units of centiseconds per meter; program notation (1/DV)A. Equation value: 15.2
- K:DVD: Double precision constant stored as 436.7×2^{-9} , scaled B9 in units of kilogram-meters per centisecond-second; program notation K(1/DV). Constant corresponds to K:DPSVEX times K:MDOTDPS converted to the units shown above. Equation value: 436.7
- K:HINJECT: Double precision constant stored as $18288. \times 2^{-24}$, scaled B24 in units of meters. Equation value: $18288.$ (equivalent to 60,000 feet)
- K:MAXTHRUST: Single precision constant stored as $10000.$, scaled B14 in units of DPS throttle pulses; program notation BI^BM3. Equation value: $4096.$ (enough to oversaturate the throttle -- see THRUST)
- K:MDOTDPS: Double precision constant stored as 0.148×2^{-3} , scaled B3 in units of kilograms per centisecond. Equation value: 0.148 (equivalent to 32.62 pounds mass per second.)
- K:MINABDV: Double precision constant stored as 0.0356×2^{-5} , scaled B5 in units of meters per centisecond. Equation value: 0.0356
- K:MOONRATE: Double precision constant stored as $0.2661699489 \text{ E-7} \times 2^{19}$, scaled B-19 in units of radians per centisecond. Equation value: 0.2661699489 E-7
- K:MUMm37: Double precision constant stored as $4.902778 \text{ E } 8 \times 2^{-37}$, scaled B37 in units of meters cubed per centisecond squared; program notation MUM(-37). Equation value: $4.902778 \text{ E } 8$

K:ONE: Single precision constant stored as 00004_g, scaled B12 and unitless; program notation BIT3H. Equation value: 1.0.

K:PRLIMIT: Double precision constant stored as - 0.0639, scaled B-21 in units of meters per centisecond cubed. Equation value: -0.3048 E-7.

K:RDOTDNOM: Double precision constant stored as 0.059436 X 2⁻⁷, scaled B7 in units of meters per centisecond. Equation value: 0.059436. (Corresponds to 19.5 feet per second.)

K:TBUPA: Double precision constant stored as 91902. X 2⁻¹⁷, scaled B17 in units of centiseconds; program notation (TBUP)A. Equation value: 91902.

K:TGOA: Double precision constant stored as 3.7 E 4 X 2⁻¹⁷, scaled B17 in units of centiseconds; program notation (TGO)A. Equation value: 3.7 E 4.

K:THRESH2: Double precision constant stored as 308. X 2⁻¹⁴, scaled B14 in units of centimeters per second. Equation value: 308.

K:T2A: Double precision constant stored as 200. X 2⁻¹⁷, scaled B17 in units of centiseconds. Equation value: 200.

K:T3: Double precision constant stored as 1000. X 2⁻¹⁷, scaled B17 in units of centiseconds. Equation value: 1000.

K:UNITZ: Double precision constant vector stored as (0, 0, 0.5), scaled B1 and unitless. Equation value: (0, 0, 1)

K:VINJNOM: Double precision constant stored as 16.7924 x 2⁻⁷, scaled B7 in units of meters per centisecond. Equation value: 16.7924. (Equivalent to 5509.5 feet per second.)

K:10SECS: Double precision constant stored as 1000 x 2⁻²⁸, scaled B28 in units of centiseconds. Equation value: 1000.

K:100PCTT0: Double precision constant stored as 24 x 2⁻¹⁷, scaled B17 in units of centiseconds. Equation value: 24.

K:100CS: Double precision constant stored as 200 x 2⁻¹⁸, scaled B17 in units of centiseconds. Equation value: 100.

K:1DEGDS: Single precision constant stored as 00554_g, scaled B-3 in units of revolutions. Equation value: 0.00277. (Equivalent to 1 degree.)

K:2SEC: Implicit program constant equal to two (2) seconds.

K:2SEC18: Double precision constant stored as 200. X 2⁻¹⁸, scaled B18 in units of centiseconds; program notation 2SEC(18). Equation value: 200.

K:2SEC9: Double precision constant stored as 200. X 2⁻⁹, scaled B9 in units of centiseconds; program notation 2SEC(9). Equation value: 200.

Attitude Maneuver Routines

R6OLEM TEMPR60 = return address

If FLAGWRD5 bit 6 (3AXISFLG) = 0:

 Perform "VECPOINT"

THETAD = TS

 Switch FLAGWRD0 bit 4 (NEEDLFLG) to 1

 Switch FLAGWRD0 bit 15 (NEED2FLG) to 0

 Perform "BALLANGS"

TOBALLA Perform "GOPERF2R" with TS = K:VO6N18 (display F_{DAI} angles)
 (If terminate, proceed to "R61TEST"; if proceed, proceed
 to "REDOMANC"; if other response, proceed to "ENDMANU1".)

 Perform "CHKLINUS" (make display priority if necessary)

 End job

REDOMANC If FLAGWRD5 bit 6 (3AXISFLG) = 0:

 Perform "VECPOINT"

THETAD = TS

 Perform "BALLANGS"

 If bit 10 of channel 30 = 1 (not PGNC control), or if bit
 14 of channel 31 = 1 (not AUTO control mode):

 Proceed to "TOBALLA" (not AUTO)

 Perform "GODSPR" with TS = K:VO6N18 (display F_{DAI} angles)

 Perform "CHKLINUS" (make display priority if necessary)

GOMANUR If ATTCADR ≠ 0:

 TS_{dp} = address of last display ("TOBALL")

 Proceed to "BAILOUT1" with TS = 31210₈

 ATTCADR = calling address + 1, in 2CADR format

 ATTPRIO = bits 14-10 of PRIORITY (pr37; the priority of calling job)

 Proceed to "KALCMAN3"

ENDMANUV Proceed to "TOBALLA"

ENDMANU1 Switch FLAGWRD5 bit 6 (3AXISFLG) to 0

Return via TEMPR60

R61TEST If MODREG = 0, proceed to "ENDMANU1"

If FLAGWRD4 bit 12 (PDSPPFLAG) = 1, proceed to "TRMTRACK"

Proceed to "GOTOPOOH"

BALLANGS BALLEEXIT = return address

Perform "CD*TR*GS" with ANG = THETAD

$TS_z = \arcsin(-\text{SINO}GA \text{ COS}MG\text{A})$

$\text{SINT}H = \text{SIN}MG\text{A}$

$\text{COST}H = \text{COS}OG\text{A COS}MG\text{A}$

Perform "ARCTAN"

$TS_x = \text{THETA}$

$\text{COST}H = \text{COS}OG\text{A COS}IG\text{A} - \text{SIN}MG\text{A SIN}OG\text{A SIN}IG\text{A}$

$\text{SINT}H = \text{SIN}IG\text{A COS}OG\text{A} + \text{SIN}MG\text{A SIN}OG\text{A COS}IG\text{A}$

Perform "ARCTAN"

$TS_y = \text{THETA}$

FDAI = TS converted to two's complement form

Return via BALLEEXIT

$TSa = TS - (K:K1VAL / MASS)$

If $TSa < 0$:

$TSt = (TS \text{ MASS} + K:K2VAL) / K:K3VAL$

Proceed to "S40.132"

$TSb = F \text{ K:5SECS} / (MASS - \text{MDOT K:3.5SEC})$

$TSc = TSa - TSb$

If $TSc \geq 0$, proceed to "S40.13D" (TGO ≥ 6 seconds)

$TSt = K:1SEC2D + K:5SECS \text{ TSa} / \text{TSb}$

Proceed to "S40.132"

S40.13D $TS = \text{TS MASS}$

If $\text{FLGWRD10 bit 13 (APSFLAG)} = 1$:

$TSt = TS / K:FAPS$

Proceed to second step of "S40.132"

$TSt = TS / K:S40.136$

Switch $\text{FLAGWRD5 bit 12 (NOTHROTL)}$ to 0

If overflow ($TSt \geq 2^{14}$):

$TGO = \text{TS MASS} / K:S40.136^*$

End job

If $TSt < K:6SEC$: (TGO < 6 seconds)

Proceed to "S40.132"

If $TSt < (K:6SEC + K:89SECS)$: (TGO < 95 seconds)

Switch $\text{FLAGWRD5 bit 12 (NOTHROTL)}$ to 1

Proceed to the second step of "S40.132"

S40.132 Switch $\text{FLAGWRD2 bit 9 (IMPULSW)}$ to 1

$TGO = (0, TSt_{ms})$

End job

INITCDUW OGABIAS = 0

UNFV = K:UNITX

UNWC = K:UNITX

Return

FINDCDUW TSnewthrust = UNFC

QCDUWUSR = return address

NDXCDUW = bit 13 of DAPBOOLS (CSMDOCKD) (1 or 0)

FLPAUTNO = 1

FLAGOODW = bit 9 of DAPBOOLS (XOVINHIB) (1 or 0)

Inhibit interrupts

ANG = CDU

If bit 10 of channel 30 = 0 and bit 14 of channel 31 = 0:
(PGNCS control; DAP in Auto mode)

FLPAUTNO = 0

ANG = CDUD

Release interrupt inhibit

UNX = unitTSnewthrust (argument of unit
operation adjusted
to prevent overflow)

UNZ = unitUNWC

Perform "QUICTRIG"

If overflow (in either unit operation above), proceed to "NOATTCNT"

TS = unitDELV

If no overflow ($|\underline{DELV}| \geq 2^{-7}$ cm/sec):

Perform "SMTONB"

TSdv = [SMNBMAT] TS

TS = (TSdv_y - UNFV_y) K:GAINFLTR_{NDXCDUW}

If $|\underline{TS}| > \underline{K}:DUNFVLIM, TS = K:DUNFVLIM signTS$

(If no overflow:)

$$\text{UNFV}_y = \text{UNFV}_y + \text{TS}$$

If $|\text{UNFV}_y| > \text{K:UNFVLIM}$, $\text{UNFV}_y = \text{K:UNFVLIM signUNFV}_y$

$$\text{TS} = (\text{TSdv}_z - \text{UNFV}_z) \text{K:GAINFLTR}_{\text{NDXCDUW}}$$

If $|\text{TS}| > \text{K:DUNFVLIM}$, $\text{TS} = \text{K:DUNFVLIM signTS}$

$$\text{UNFV}_z = \text{UNFV}_z + \text{TS}$$

If $|\text{UNFV}_z| > \text{K:UNFVLIM}$, $\text{UNFV}_z = \text{K:UNFVLIM signUNFV}_z$

If FLAGOODW = 1:

If $(\text{UNZ} \cdot \text{UNX})^2 < \text{K:DOTSWFMX}$:

Proceed to "DCMCL"

FLAGOODW = 0

UNZ = ZNBPIP

If $(\text{UNZ} \cdot \text{UNX})^2 < \text{K:DOTSWFMX}$:

Proceed to "DCMCL"

FLAGOODW = 0

UNZ = - XNBPIP

DCMCL UNY = unit(UNZ * UNX)

UNZ = UNY * UNX

UNX = unit(UNX + UNFV}_z UNZ - UNFV}_y UNY)

UNY = UNX * UNZ

UNZ = - UNY * UNX

Perform "NB2CDUSP"

TSedu}_x = TSedu}_x + OGABIAS

If $|\text{TSedu}_z| > \text{K:CDUZDLIM}$:

TSedu}_z = K:CDUZDLIM signTSedu}_z

Perform "ALARM" with TS = 00401₈

Inhibit interrupts

THETAD = TScdu

mDELGMB = - (TScdu - CDUD)

If $m\text{DELGMB}_y^2 + K:\text{HI5} > 0$, FLAGOODW = 0

If $m\text{DELGMB}_z^2 + K:\text{HI5} > 0$, FLAGOODW = 0

If FLPAUTNO > 0 or if FLAGWRD5 bit 7 (ENGONFLG) = 0:

Proceed to the second step of "NOATTCNT"

i = NDXCDUW

If $|m\text{DELGMB}_z| > K:\text{DAZMAX}_i$, $m\text{DELGMB}_z = K:\text{DAZMAX}_i \text{ sign}(m\text{DELGMB}_z)$

TS = $m\text{DELGMB}_y \text{ COSMGA}$

If $|TS| > K:\text{DAYd2MAX}_i$, $TS = K:\text{DAYd2MAX}_i \text{ sign}TS$

TSa = $m\text{DELGMB}_y$

$m\text{DELGMB}_y = TS / \text{COSMGA}$

TS = - SINMGA TSa - $m\text{DELGMB}_x$

If $|TS| > K:\text{DAXMAX}_i$, $TS = K:\text{DAXMAX}_i \text{ sign}TS$

$m\text{DELGMB}_x = -TS$

If FLAGOODW = 0, $m\text{DELGMB}_x = 0$

$m\text{DELGMB}_x = m\text{DELGMB}_x - \text{SINMGA } m\text{DELGMB}_y$

OMEGAPD = K:dvtoacc (- $m\text{DELGMB}_x - \text{SINMGA } m\text{DELGMB}_y$)

OMEGAQD = K:dvtoacc (- COSOGA COSMGA $m\text{DELGMB}_y - \text{SINOGA } m\text{DELGMB}_z$)

OMEGARD = K:dvtoacc (SINOGA COSMGA $m\text{DELGMB}_y - \text{COSOGA } m\text{DELGMB}_z$)

DELCDU = K:DTdDELT mDELGMB (converted to two's comp. form)

TS = $|OMEGARD| \text{ OMEGARD } K:\text{biascale} / 1\text{JACCR}$

If $|TS| > K:\text{DELERLIM}$, $TS = K:\text{DELERLIM} \text{ sign}TS$

DELREROR = TS

DISPDEX: Single precision index controlling the function of "CLOKJOB" and "CLOKTASK", scaled B14 and unitless. "CLOKJOB" and "CLOKTASK" operate semi-independently of the guidance programs and the primary interface between them and guidance is DISPDEX.

DVCNTR, DVTHRUSH: See SERV section.

DVTOTAL: See SERV section. (Displayed by nouns 40 and 62 in "CLOKJOB".)

F: Double precision thrust expected during the burn, scaled B7 in units of kilogram meters per centisecond squared.

FLAGOODW: Single precision flag set or reset on every pass through "FINDCDUW" to indicate whether steering is or is not based on the desired window pointing vector; scaled B6 and unitless.

FLPASSO: See DESC section.

FLPAUTNO: Single precision flag set to indicate that the burn is not under automatic control and reset to indicate that the DAP control quantities are to be calculated, scaled B6 and unitless.

GCSM, GDT, GDT1: See SERV section.

GEOMSGN: See TRGL section.

GOBLTIME: Double precision storage for TIG, scaled B28 in units of centiseconds; used to bias the velocity-to-be-gained vector to offset the effect of gravity during an extended Lambert burn.

HCALC1, HDOTDISP: See SERV section. (Displayed by noun 63 in "CLOKJOB".)

IGNAOSQ, IGNAOSR: Single precision initial DAP bias acceleration estimates, scaled B-2 in units of revolutions per second squared; a pad loaded quantity.

K:1SEC2D: Double precision constant stored as 100×2^{-14} , scaled B14 in units of centiseconds. Equation value: 100.

K:200b29: Double precision constant stored as 100×2^{-28} , program notation 100B28, scaled B29 in units of centiseconds. Equation value: 200.

K:2pi+1: Double precision constant stored as $3.141592653 \times 2^{-2}$, scaled B1 in units of radians. Equation value: $\pi / 2$. Program notation: 2PI+3

K:2PI+3: Double precision constant stored as 3.14159653×2^{-2} , scaled B3 in units of radians per revolution. Equation value: 2π .

K:3.5SEC: Double precision constant stored as 350×2^{-13} , scaled B13 in units of centiseconds. Equation value: 350.

K:4SEC: Double precision constant stored as 400×2^{-17} , scaled B17 in units of centiseconds. Equation value: 400.

K:5SECDP: Double precision constant stored as 500×2^{-28} , scaled B28 in units of centiseconds. Equation value: 500.

K:5SECS: Double precision constant stored as 500×2^{-14} , scaled B14 in units of centiseconds. Equation value: 500.

K:6SEC: Double precision constant stored as 600×2^{-14} , scaled B14 in units of centiseconds. Equation value: 600.

K:89SECS: Double precision constant stored as 8900×2^{-14} , scaled B14 in units of centiseconds. Equation value: 8900.

K:APSVEEX: Single precision constant stored as -30.30×2^{-5} , scaled B5 in units of meters per centisecond. Equation value: -30.30

K:ATDECAY: Double precision constant stored as -18×2^{-28} , scaled B28 in units of centiseconds. Equation value: -18.

K:biascale: Single precision constant stored as 02000₈, scaled B2 and unitless; program notation BIT11. Equation value: 0.25

K:CDUZDLIM: Single precision constant stored as 0.3888888888, scaled B-1 in units of revolutions. Equation value: 0.1944444444 (Equivalent to 70 degrees.)

K:D29.9SEC: Double precision constant stored as $2990. \times 2^{-28}$, scaled B28 in units of centiseconds. Equation value: 2990.

K:DAXMAX₀: Single precision constant stored as 0.1111111111, scaled B-1 in units of revolutions. Equation value: 0.0555555555 (Equivalent to 20 degrees.)

K:DAXMAX₁: Single precision constant stored as 0.0111111111, scaled B-1 in units of revolutions. Equation value: 0.0055555555 (Equivalent to 2 degrees.)

K:DAYd2MAX₀: Single precision constant stored as 0.0555555555, scaled B0 in units of revolutions. Equation value: 0.0555555555 (Equivalent to 20 degrees.)

K:DAYd2MAX₁: Single precision constant stored as 0.0055555555, scaled B0 in units of revolutions. Equation value: 0.0055555555 (Equivalent to 2 degrees.)

K:DAZMAX₀: Single precision constant identical to K:DAXMAX₀.

K:DAZMAX₁: Single precision constant identical to K:DAXMAX₁.

K:DELERLIM: Single precision constant stored as 0.0555555555, scaled B-1 in units of revolutions. Equation value: 0.0277777777 (Equivalent to 10 degrees.)

K:DOTSWFMX: Single precision constant stored as 0.93302×2^{-4} , scaled B4 and unitless. Equation value: 0.93302 (Equivalent to the square of the cosine of 15 degrees.)

K:DPSVEX: Single precision constant stored as $-29.5588868 \times 2^{-5}$, scaled B5 in units of meters per centisecond. Equation value: -29.5588868.

K:DTdDELTA: Single precision constant stored as 0.05, scaled B0 in units of guidance cycles per DAP cycle. Equation value: 0.05

MUDA, MUASTEER: See TRGL section.

MUDEX: see ORBI section.

NDXCDUW: Single precision index (0 or 1) to select the proper steering constants for LM alone or CSM-LM configuration, scaled B14 and unitless.

NVWORD1: Single precision cell used to specify either a V97 or V99 display.

NVWORD₂: See DINT section.

OGABIAS: Single precision quantity representing the outer gimbal angle bias for window pointing commands to account for window bending due to cabin pressurization. Set to zero in "INITCDUW" and changed to AZBIAS in P64 ("XNORM"). Scaled B-1 in units of revolutions.

OMEGAPD, OMEGAQD, OMEGARD: See DAPA section.

OUTOFPLN: See DESC section. (Displayed by noun 61 in "CLOKJOB".)

PBODY: See ORBI section.

PIPTIME, PIPTIME1: See SERV section.

PITCH: See ASCT section. (Displayed by noun 74 in "CLOKJOB".)

POINTVSM: See ATTM section.

QCDUWUSR: Single precision octal return address storage.

QTEMP, QTEMP1: Single precision octal return address storage.

RATT, VATT, TAT: See ORBI section.

RCSM, VCSM: See SERV section.

[REFSMMAT]: See COOR section.

RINIT, VINIT: See TRGL section.

RMAG: See ASCT section. Scaled B29 (earth) or B27 (moon) here.

RN, VN: See SERV section.

RTARG: See TRGL section.

RTIG, VTIG: See TRGX section.

RTX1, RTX2: See ORBI section.

SAVET: Double precision temporary storage cell for time information, scaled B28 in units of centiseconds.

SCAXIS: See ATTM section.

SINIGA, SINMGA, SINOGA: See COOR section.

[SMNBMAT]: See COOR section.

TDEC1: See ORBI section.

TDECAY: Double precision thrust decay time added to TGO, scaled B28 in units of centiseconds.

TEVENT: Double precision time-of-event for downlink information, scaled B28 in units of centiseconds.

TGO: Double precision predicted length of burn, scaled B28 in units of centiseconds.

THETAD: See IMUC section.

THRUST: See DESC section.

TIG: Double precision predicted time of ignition input to the burn routines, or predicted cutoff time, scaled B28 in units of centiseconds.

TIGSAVE: Double precision storage for the effective time of the last performance of the Lambert routine; scaled B28 in units of centiseconds.

TIMENOW: See EXVB section.

TNEWA: Double precision pad loaded quantity giving the Lambert cycle period; scaled B28 in units of centiseconds.

TNIT, TNITPREV: Double precision times used to determine the number of navigation cycles between successive entries into "S40.9", scaled B28 in units of centiseconds.

TPASS4: See TRGL section.

TRKMKCNT: See RNAV section

TTFDISP: See DESC section. (Displayed by noun 61 in "CLOKJOB".)

TTOGO: Double precision time until engine ignition (or cutoff), scaled B28 in units of centiseconds.

UNFC: Double precision desired thrust acceleration vector, with variable scaling in units of meters per centisecond squared and expressed in the Platform coordinate system.

UNFV: Double precision filtered value of the sensed thrust direction vector, scaled B1 and unitless, and expressed in what might best be called the "theoretical" body coordinate system. The X component is not used, but the Y and Z components are used to bias the desired thrust vector with respect to the spacecraft so that the desired direction of thrust passes through the center of gravity of the spacecraft.

UNITGOBL: Double precision vector used to bias the velocity-to-be-gained vector to offset the effect of gravity during an extended Lambert burn, scaled B1 and expressed in the Reference coordinate system.

UNITR: See SERV section.

UNWC: Double precision vector along the desired pointing direction of the landing window, scaling and units variable, expressed in the Platform coordinate system.

UT: Double precision unit vector in the direction of velocity to be gained, used to determine initial attitude for burns, scaled B1 and expressed in the Reference coordinate system.

UNX, UNY, UNZ: Double precision unit vectors along the desired directions of the three body axes, scaled B1 and expressed in the Platform coordinate system.

If bit 3 of channel 31 = 0, $TJ_0 = K:\text{minimptj}$ (+P)

OLDPMIN = 1

NUMBERT = 4

If FLAGWRD5 bit 5 (AORBSFLG), NUMBERT = 5

Proceed to "PJETSLEC"

ZEROENBL SAVEHAND₀ = RHCQ

SAVEHAND₁ = RHCR

RHCP, RHCQ, and RHCR = 0

Perform "C13STALL" with interrupts inhibited

Switch bits 8 and 9 of channel 13 to 1
(Start RHC read and enable RHC counters)

Return

DETENTCK TS_{ch31} = channel 31

If TS_{ch31} bit 15 = 1 and DAPBOOLS bit 12 (OURRCBIT) = 0:

Proceed to "PURGENCY"

If TS_{ch31} bit 15 = 0 and DAPBOOLS bit 12 (OURRCBIT) = 1:

Switch RCSFLAGS bit 9 (JUSTIN) to 1

Proceed to "RATEROR"

If TS_{ch31} bit 15 = 0 and DAPBOOLS bit 12 (OURRCBIT) = 0:

Switch RCSFLAGS bit 9 (JUSTIN) to 1

PERROR = 0

Switch DAPBOOLS bit 12 (OURRCBIT) to 1

DXERROR_{dp} = 0

DYERROR_{dp} = 0

DZERROR_{dp} = 0

PLAST = 0

QLAST = 0

RLAST = 0

(If TS_{ch31} bit 15 = 0 and DAPBOOLS bit 12 (OURRCBIT) = 0)

RHCQ = 0

RHCR = 0

Switch RCSFLAGS bits 10 and 11 to 0

Perform "ZEROENBL"

Proceed to "JETSOFF"

If TS_{ch31} bit 15 = 1 and DAPBOOLS bit 12 (OURRCBIT) = 1:

If RCSFLAGS bit 9 (JUSTIN) = 1:

If channel 31 bit 13 = 0, proceed to "RATEDAMP"

Switch RCSFLAGS bits 9 & 11 (JUSTIN & QRBIT) to 0

Proceed to "RATEDAMP"

If RCSFLAGS bit 10 (PBIT) = 1, proceed to "RATEDAMP"

If RCSFLAGS bit 11 (QRBIT) = 1, proceed to "RATEDAMP"

Switch DAPBOOLS bit 12 (OURRCBIT) to 0

If channel 31 bit 13 = 1:

$CDUD_x = CDU_x$

Proceed to "PURGENCY"

Perform "ZATTEROR"

proceed to "PURGENCY"

RATEROR $CDUD_x = CDU_x$

TSp = PLAST

PLAST = STIKSENS (RHCP | RHCP) + K:LINRAT RHCP)

TS1 = PLAST - TSp

Perform "ZEROENBL"

EDOT = OMEGAP - PLAST

DIGITAL AUTOPILOT PHASE PLANE LOGIC

1/ACCSET AOSQ and AOSR = 0 (most significant halves of d.p. words)

ALPHAQ and ALPHAR = 0

1/ACCJOB Perform "1/ACCS"

End Job

1/ACCS DOCKTEMP = bit 13 of DAPBOOLS (CSMDOCKD)

LEMMASS = MASS

If DOCKTEMP = 1, LEMMASS = MASS - CSMASS

Inhibit interrupts

If FLGWRD10 bit 13 (APSFLAG) = 1: (ascent or lunar surface)

2JETLIM = K:nomaxjts

i = 12

If LEMMASS < K:LOASCENT, LEMMASS = K:LOASCENT

If LEMMASS ≥ HIASCENT, LEMMASS = HIASCENT

If FLGWRD10 bit 13 (APSFLAG) = 0:

2JETLIM = K:2jlimdwn

i = 6

If LEMMASS < K:LODESCNT + HIASCENT:

LEMMASS = K:LODESCNT + HIASCENT

If LEMMASS ≥ K:HIDESCNT, LEMMASS = K:HIDESCNT

MASS = LEMMASS

If DOCKTEMP = 1, MASS = LEMMASS + CSMASS

Release interrupt inhibit

If DOCKTEMP = 1, proceed to "DOCKED"

i = i - 2

1JACCR = K:INERCONB₁ + K:INERCONA₁ / (LEMMASS + K:INERCONC₁)

i = i - 2

1JACCQ = K:INERCONB_i + K:INERCONA_i / (LEMMASS + K:INERCONC_i)

i = i - 2

1JACCP = K:INERCONB_i + K:INERCONA_i / (LEMMASS + K:INERCONC_i)

Perform "COMMEQS" (see pg. DAPB - 22)

1JACCU = - COEFFQ 1JACCQ + COEFFR 1JACCR (rescaled to B-2)

If i > 0: (ascent)

ALLOWGTS = 0

INGTS = 0

Proceed to "1/ACCONT"

LPVTARM = K:LconB + K:LconA / (LEMMASS + K:LconC)

MPAC₀ = (K:dvtoacc ABDELV MASS / K:GFACTM) LPVTARM (limited)

Inhibit interrupts

ACCDOTR = MPAC₀ 1JACCR / K:TORKJET1 (limited)

ACCDOTQ = MPAC₀ 1JACCQ / K:TORKJET1 (limited)

Proceed to "SPSCONT"

DOCKED

MPAC₀ = K:inrtcofC LEMMASS CSMASS + K:inrtcofF

MPAC₀ = MPAC₀ + (K:inrtcofA CSMASS + K:inrtcofD) CSMASS

MPAC₀ = MPAC₀ + (K:inrtcofB LEMMASS + K:inrtcofE) LEMMASS

MPAC₁ = MPAC₀

MPAC₀ = K:cgcoefC LEMMASS CSMASS + K:cgcoefF

MPAC₀ = MPAC₀ + (K:cgcoefA CSMASS + K:cgcoefD) CSMASS

MPAC₀ = MPAC₀ + (K:cgcoefB LEMMASS + K:cgcoefE) LEMMASS

1JACCP = K:1JACCON / MASS (limited)

1dANET₋₁₄ = K:posmax

1dANET₊₂ = K:posmax

SPSRCS $i = \text{AXISCTR} + 1$

If $\text{TJ}_1 = 0$:

$\text{OLDSENSE} = 0$

Proceed to "SPSSTART"

$\text{OLDSENSE} = 1 \text{ signTJ}_1$

$\text{TS}_1 = - \text{OLDSENSE EDOT}$

If DAPBOOLS bit 8 (DRIFTBIT) = 0: (powered flight)

$\text{TS}_1 = \text{TS}_1 + \text{K:RATEDB1}$

If $\text{TS}_1 > 0$, proceed to 2nd line of "POSTHRST"

SPSSTART If $|\text{EDOT K:RATELIM1}| \geq 1$: (check to see if outer rate limit has been exceeded)

$\text{TS}_t = - 0.5 \text{ signEDOT}$

Proceed to "POSTHRST"

$\text{TS}_2 = \text{DKDB} (\text{K:m3tom1 EDOT} + \text{E})$

$\text{TSt} = 0$

If $|\text{TS}_2| < 1$, proceed to "POSTHRST" (E will be less than the deadband within 4 seconds without firing)

If $\text{TS}_2 < 0$ and $\text{EDOT} \leq \text{K:RATELIM2}$, $\text{TSt} = 0.5$

If $\text{TS}_2 > 0$ and $\text{EDOT} > -\text{K:RATELIM2}$, $\text{TSt} = - 0.5$ (if within the inner rate limit fire toward it)

POSTHRST $\text{TJ}_1 = \text{K:B0toB10 TSt}$

If OLDSENSE = 0, proceed to "CTRCHECK"

If OLDSENSE > 0:

TS = TJ₁

Skip next step

TS = - TJ₁ (OLDSENSE < 0)

If TS > 0, return

PJETCTR₁ = K:UTIME₁

TJ₁ = 0

Return

CTRCHECK If PJETCTR₁ = 0, return

TJ₁ = 0

Return

RESTORDB If DAPBOOLS bit 5 (DBSLECT2) = 1, proceed to "SETMAXDB"

If DAPBOOLS bit 4 (DBSELECT) = 0, proceed to "SETMINDB"

DB = K:POWERDB

Proceed to 2nd step of "SETMAXDB"

SETMINDB DB = K:NARROWDB

Establish "1/ACCJOB"

(pr27)

Return

SETMAXDB DB = K:WIDEDB

Establish "1/ACCJOB"

(pr27)

Return

PFLITEEDB Perform "ZATTEROR"

DB = K:POWERDB

Establish "1/ACCJOB"

(pr27)

Return

(Entered from a verb 48, this is Routine 03)

DAPDATA1 DAPDATR1 = bits 13, 11, 10, 7, 5, 4, 2 and 1 of DAPBOOLS
(CSMDOCKD, ACC4OR2X, AORBTRAN, RHCSCALE, DBSLECT2, DBSELECT,
AUTRATE2, AUTRATE1)

If FLGWRD10, bit 13 = 1: DAPDATR1, bit 14 = 0, otherwise
DAPDATR1 bit 14 = 1

If DAPDATR1, bits 13 and 14 = 0, set bit 13 of DAPDATR1 = 1

Perform "GOXDSPFR" with TS = K:VO1N46 (display DAPDATR1)
(If terminate, proceed to "ENDEXT"; If proceed, proceed to
"DPDAT1"; other response, skip next two steps)

Perform "BLANKET" with TS = 00006₈

End job.

DAPDATR1 = bits 14, 13, 11, 10, 7, 5, 4, 2 and 1 of DAPDATR1

Proceed to third step of "DAPDATA1"

DPDAT1 Inhibit interrupts

⋮

FLGWRD10, bit 13 = complement of DAPDATR1, bit 14

If DAPDATR1, bits 13 and 14 ≠ 1, bit 13 of DAPDATR1 = 0

Set bits 13, 11, 10, 7, 5, 4, 2 and 1 of DAPBOOLS = bits 13, 11, 10, 7,
5, 4, 2 and 1 of DAPDATR1

MASS = LEMMASS

If DAPBOOLS bit 13 = 1, MASS = MASS + CSMASS

If DAPBOOLS bit 11 = 1, switch FLAGWRD1 bit 15 (NJETSFLG) to 0

If DAPBOOLS bit 11 (ACC4OR2X) = 0:

Switch FLAGWRD1 bit 15 (NJETSFLG) to 1

RATEINDX = bits 2 and 1 of DAPBOOLS

STIKLOAD STIKSENS = K:FINE

If DAPBOOLS bit 7 (RHCSCALE) = 1:

STIKSENS = STIKSENS + K:NORMAL

RATEDB = K:m0.6DdS

If DAPBOOLS bit 13 (CSMDOCKD) = 1:

STIKSENS = K:1d10 STIKSENS

RATEDB = K:m0.3DdS

Release interrupt inhibit

DAPDATA2

Perform "GOXDSPFR" with TS = K:VO6N47 (LEMASS, CSMASS)
(If terminate, proceed to "ENDRO3"; if proceed, skip
next two steps; if other response, repeat this step.)

Perform "BLANKET" with TS = 0000₄₈

End Job

TS = K:MINMINIM (ascent)

If FLGWRD10 bit 13 (APSFLAG) = 0, TS = TS + K:MINIMD (descent)

If LEMASS ≤ TS, proceed to "DAPDATA2"

MASS = LEMASS

If DAPBOOLS bit 13 (CSMDOCKD) = 1:

If CSMASS ≤ K:MINCSM, proceed to "DAPDATA2"

MASS = LEMASS + CSMASS

Perform "RESTORDB" with interrupts inhibited

If FLGWRD10 bit 13 (APSFLAG) = 1, proceed to "ENDEXT" (ascent)

Perform "GOXDSPFR" with TS = K:VO6N48 (PITTIME, ROLLTIME)
(If terminate, proceed to "ENDEXT"; if proceed, skip
next two steps; if other response, repeat this step)

Perform "BLANKET" with TS = 0000₄₈ (blank R3)

End Job

Call "TRIMGIMB" in 0.01 second

End Job

QUANTITIES IN COMPUTATIONS

- 1dACOAST₋₁₆, 1dACOAST₀, 1dACOAST₁₆, 1dACOSTT₀: Single precision inverse of magnitude of offset acceleration expected to oppose positive jet torques, scaled B8 in units of seconds squared per revolution. Limited to a maximum value. See description of storage sequence below.
- 1dACOAST₋₁₅, 1dACOAST₁, 1dACOAST₁₇, 1dACOSTT₁: Single precision inverse of magnitude of offset acceleration expected to oppose negative jet torques, scaled B8 in units of seconds squared per revolution. Limited to a maximum value. See description of storage sequence below.
- 1dANET₀, 1dANET₁₆, 1dATEM₀, 1DATEMP: Single precision inverse of the 1-jet, net acceleration expected in a negative sense around an axis, scaled B8 in units of seconds squared per revolution. If this 1-jet acceleration cannot counteract an opposing offset acceleration and the required jets are not failed, the appropriate ACCSW is set to -1 and the inverse of the 2-jet, net acceleration is stored in this cell. See description of storage sequence below.
- 1dANET₁, 1dANET₁₇, 1dATEM₁, 1DATEMP: Single precision inverse of the 1-jet, net acceleration expected in a positive sense around an axis, scaled B8 in units of seconds squared per revolution. If this 1-jet acceleration cannot counteract an opposing offset acceleration and the required jets are not failed, the appropriate ACCSW is set to 1 and the inverse of the 2-jet, net acceleration is stored in this cell. See description of storage sequence below.
- 1dANET₋₁₄, 1dANET₂, 1dANET₁₈, 1dATEM₂, 1DATEMP: Single precision inverse of the 2-jet, net acceleration expected in a negative sense around an axis, scaled B8 in units of seconds squared per revolution. If a jet failure is present for the axis in question, the 1-jet, net acceleration is stored in this cell. See description of storage sequence below.
- 1dANET₋₁₃, 1dANET₃, 1dANET₁₉, 1dATEM₃, 1DATEMP: Single precision inverse of the 2-jet, net acceleration expected in a positive sense around an axis, scaled B8 in units of seconds squared per revolution. If a jet failure is present for the axis in question, the 1-jet, net acceleration is stored in this cell. See description of storage sequence below.
- 1JACCP, 1JACCQ, 1JACCR: (Program notation also 1JACC, 1JACC +1, and 1JACC +2, respectively). Single precision angular accelerations expected from a single RCS jet fired around the P, Q and R axes, respectively; computed in "1/ACCS" or in "DOCKED" from empirical functions of the mass of the vehicle, scaled B-3 in units of revolutions per second squared.

1JACCU: Single precision angular acceleration expected from a single RCS jet fired around the U or V axes; computed from a function of 1JACCQ and 1JACGR and scaled B-2 in units of revolutions per second squared.

2JETLIM: See DAPA section.

ABDELV: Double precision magnitude of sensed change in velocity, scaled B14 in units of centimeters per second.

ABSAOS: Single precision magnitude of sensed offset acceleration, scaled B-2 in units of revolutions per second squared.

ACCDOTQ, ACCDOTR: Magnitude of rate of change of the offset acceleration; a function of inertia and c.g. position for the DPS whose gimbals are driven at a constant rate; zero for the APS which has no gimbals; scaled B-8 in units of revolutions per second cubed.

ACCFCT₀, ACCFCT₁₆, ACFTEM₀: Single precision function defining the intersection on the phase plane of two parabolic trajectories (paths of constant acceleration), scaled B8 in units of seconds squared per revolution. One trajectory corresponds to the 1-jet, net acceleration expected in a negative sense around an axis, and the other trajectory corresponds to the offset acceleration expected in a positive sense around an axis. If no offset acceleration is expected in a positive sense around the axis, the second parabola is based on a minimum acceleration and defines the minimum limit cycle that can be achieved. See description of storage sequence below.

ACCFCT₁, ACCFCT₁₇, ACFTEM₁: Single precision function defining the intersection on the phase plane of two parabolic trajectories (paths of constant acceleration), scaled B8 in units of seconds squared per revolution. One trajectory corresponds to the 1-jet, net acceleration expected in a positive sense around an axis, and the other trajectory corresponds to the offset acceleration expected in a negative sense around an axis. If no offset acceleration is expected in a negative sense around the axis, the second parabola is based on a minimum acceleration and defines the minimum limit cycle that can be achieved. See description of storage sequence below.

ACCFCT₋₁₄, ACCFCT₂, ACCFCT₁₈, ACFTEM₂: Single precision function defining the intersection on the phase plane of two parabolic trajectories (paths of constant acceleration), scaled B8 in units of seconds squared per revolution. One trajectory corresponds to the 2-jet, net acceleration expected in a negative sense around an axis, and the other trajectory corresponds to the offset acceleration expected in a positive sense around an axis. If no offset acceleration is expected in a positive sense around the axis, the second parabola is based on a minimum acceleration and defines the minimum limit cycle that can be achieved. See description of storage sequence below.

K:inrtcofA, B, C, D, E and F: Six single precision coefficients of a curve fit of the form $Ax^2 + By^2 + Cxy + Dx + Ey + F$ used to find the approximate moment of inertia around an axis in the Q-R plane of the combined CSM LM.

	Program <u>Notation</u>	Stored <u>Value</u>	Scale <u>Factor</u>	<u>Units</u>	Equation <u>Value</u>
A	COEFF +3	-0.03709	B6	kg cm ² /rad kg ²	-2.37376
B	COEFF +2	-0.17670	B6	kg cm ² /rad kg ²	-1.13088 E1
C	COEFF +0	0.19518	B6	kg cm ² /rad kg ²	1.24915 E1
D	COEFF +5	0.02569	B22	kg cm ² /rad kg	1.07752 E5
E	COEFF +4	0.06974	B22	kg cm ² /rad kg	2.92511 E5
F	COEFF +1	-0.00529	B38	kg cm ² /rad	-1.45410 E9

K:LconA: Double precision constant, program notation INERCONA -2, stored as 0.0410511917, scaled B19 in units of kilograms feet per radian. Equation value: 21522.647

K:LconB: Single precision constant, program notation INERCONB -2, stored as 0.155044, scaled B3 in units of feet per radian. Equation value: 1.240352

K:LconC: Single precision constant, program notation INERCONC -2, stored as -0.025233, scaled B16 in units of kilograms. Equation value: -1653.7

K:LOASCENT: Single precision constant stored as 2200 x 2⁻¹⁶; the lower bound on ascent stage mass, scaled B16 in units of kilograms. Equation value: 2200

K:LODESCNT: Single precision constant stored as 00666g, scaled B16 in units of kilograms. It plus HIASCENT is the lower bound on the unstaged LM mass. Equation value 1752

K:m.1875: Single precision constant stored as 71777g, but used in this writeup as though it were positive. Scaled B-2 with units of revs/sec². Equation value: 0.04687 (corresponds to 16.87 deg/sec²)

K:m0.3DdS: Single precision constant stored as 77622g, program notation -0.3D/S, scaled B-3 in units of revolutions per second. Equation value: 0.00083 (equivalent to 0.3 degrees per second)

K:m0.6DdS: Single precision constant, program notation -0.6D/S, stored as 77445g, scaled B-3 in units of revolutions per second. Equation value: 0.00166 (equivalent to 0.6 degrees per second)

| K:m3deg: Single precision constant stored as 75673g. Scaled B-3 in units of revolutions. Equation value: -0.00833 (equivalent to -3 degrees)

K:m3tom1: Constant implied in combining EDOT, scaled B-3 in units of revolutions per second, with E, scaled B-1 in units of revolutions; scale factor B2, units seconds. This is the inverse of the slope of the switch curves in the docked RCS phase plane. Equation value: 4

K:MINCSM: Single precision constant stored as 02000g, scaled B16 in units of kilograms. Equation value: 4096

K:miniacc: Single precision constant, program notation $-.03R/S^2$, stored as 77377g, scaled B-2 in units of revolutions per second squared. Equation value: +0.0039 (corresponds to 0.02454 radians per second squared or $1.406^\circ/\text{sec}^2$)

K:minimpt: Single precision constant, stored as 00040g, program notation BIT6, scaled B2 in units of seconds. Equation value: 2^{-7} (equivalent to 7.8 ms)

K:MINLMD: Single precision constant stored as 76466g, but used as positive, scaled B16 in units of kilograms. Equation value: 2852.

K:MINMINLM: Single precision constant stored as 76731g, but used as positive, scaled B16 in units of kilograms. Equation value: 2200.

K:NARROWDB: Single precision constant stored as 00155g, scaled B-3 in units of revolutions. Equation value: 0.00083 (equivalent to 0.2994°)

K:nomaxjts: Single precision constant stored as 40000g, scaled B-3 in units of revolutions per second. Equation value: +0.12499 (equivalent to 44.997 degrees per second)

K:NORMAL: Single precision constant stored as 25101g, scaled B-15 in units of revolutions per second per RHC-count squared. Equation value: 0.000020148. See definition of STIKSENS in the DAPA Section.

K:POWERDB: Single precision constant stored as 00554g, scaled B-3 in units of revolutions. Equation value: 0.00277 (equivalent to 1 degree)

K:RATEDB1: Single precision constant, stored as 00045g, scaled B-3 in units of revolutions per second. Equation value: 0.0002823 (equivalent to $0.102^\circ/\text{sec}$)

K:RATELIM1: Single precision constant, stored as 00032g, scaled B17 in units of seconds per revolution. Equation value: 208 or $1.0/0.0048$ (equivalent to $1/1.73^\circ/\text{sec}$)

ABLOAD Perform "GETCOMP"
 TS = low 2 bits of (TS shifted right 10)
 If TS < 1, proceed to "DSPALARM" (noun has no 2nd component)
 Perform "GETCOMP"
 If bit 15 of TS = 1, proceed to "DSPALARM" ("no-load" noun)
 VERBREG = K:VB21
 Perform "UPDATVB"
 Perform "REQDATX" (return is via REQRET after data entry)
 VERBREG = K:VB22
 Perform "UPDATVB"
 Perform "REQDATY"
 Bits 5 and 4 of DECBRNCH now indicate whether the numbers loaded
 were decimal (1) or octal (0). (See routine "BOTHSGN") If both
 are not the same (one component octal, the other decimal):

Proceed to "ALMCYCLE"

Perform "LODNNTAB"
 Perform "PUTCOM" with DECOUNT = 0
 Store TS from "PUTCOM" in address specified by NOUNADD
 Perform "PUTCOM" with DECOUNT = 1
 Store TS from "PUTCOM" in address specified by (1 + NOUNADD)
 Proceed to "LOADLV"

ABCLOAD Perform "GETCOMP"
 TS = low 2 bits of (TS shifted right 10)
 If TS < 2, proceed to "DSPALARM" (noun has no 3rd component)
 Perform "GETCOMP"
 If bit 15 of TS = 1, proceed to "DSPALARM" ("no-load" noun)
 VERBREG = K:VB21
 Perform "UPDATVB"

Perform "REQDATX" (return is via REQRET after data entry)

VERBREG = K:VB22

Perform "UPDATVB"

Perform "REQDATY"

VERBREG = K:VB23

Perform "UPDATVB"

Perform "REQDATZ"

Bits 3, 4 and 5 of DECBRNCH now indicate whether the numbers loaded were decimal (1) or octal (0). If the three bits are not all 1 or all 0 (some components octal and some decimal):

Proceed to "ALMCYCLE"

Perform "LODNNTAB"

Perform "PUTCOM" with DECOUNT = 0

Store TS from "PUTCOM" in address specified by NOUNADD

Perform "PUTCOM" with DECOUNT = 1

Store TS from "PUTCOM" in address specified by (1 + NOUNADD)

Perform "PUTCOM" with DECOUNT = 2

Store TS from "PUTCOM" in address specified by (2 + NOUNADD)

If NOUNREG \neq 7, proceed to "LOADLV"

Inhibit interrupts

TS = XREG - 30₈

If TS \leq 0, proceed to "CHANBITS"

EBANK = bits 11-9 of XREG

NOUNADD = 01400₈ + (bits 8-1 of XREG)

Channel 1 = contents of location specified by NOUNADD

XREG = 1 (channel 1 is the computer L register)

TS = 1

CHANBITS If TS + 21₈ = 0, proceed to "BITSOFF2" (channel 7)

If ZREG \leq 0:

Set those bits of channel_{XREG} = 0 that are 1 in YREG

Proceed to "BITSOFF1"

Set those bits of channel_{XREG = 1} that are 1 in YREG

BITSOFF1 If XREG = 1 or XREG < 0, E_{NOUNADD} = Channel 1 (computer I register)

BITSOFF2 Release interrupt inhibit

Proceed to "LOADLV"

GETCOMP If MIXBR = 1, TS = high 5 bits of NNTYPTM

If MIXBR = 2, TS = high 5 bits of NNADTEM

Return

PUTCOM DECRET = return address

Set overflow indicator to 0

MPAC_{dp} = (XREG + XREGLP), (YREG + YREGLP) or (ZREG + ZREGLP)
according to whether DECOUNT = 0, 1 or 2

If MIXBR = 1, proceed to "PUTNORM"

i = DECOUNT + 1

NOUNCADR = low 11 bits of IDADTEM₁

EBANK = bits 11-9 of NOUNCADR

NOUNADD = (01400₈ + bits 8-1 of NOUNCADR) - DECOUNT

If DECBRNCH > 0: (decimal)

Perform "GETI" with TS = NNTYPTM

SFTEMP1 = K:SFINTAB₁

Perform "GETI" with TS = RUTMXTEM

Proceed to "PUTDCSF2"

Perform "GETCOMP"

If bit 14 of TS = 1, proceed to "ALMCYCLE" (decimal only)

Perform "GETI" with TS = RUTMXTEM

If $i = 4, 5, 7$ or 10 : (double precision noun)

Set (the more significant half of the double precision register specified by $\text{NOUNADD} + \text{DECOUNT}$) = 0

$\text{NOUNADD} = \text{NOUNADD} + 1$ (specify minor part)

Proceed to "PUTCOM2"

GETI

$i =$ high 5 bits ($\text{DECOUNT} = 2$), mid 5 bits ($\text{DECOUNT} = 1$) or low 5 bits ($\text{DECOUNT} = 0$) of TS shifted right 10, 5 or 0 places according to whether $\text{DECOUNT} = 2, 1$ or 0 .

(i is of the form $000\ 000\ 000\ 0xx\ xxx_2$)

Return

PUTNORM

$\text{EBANK} =$ bits 11-9 of NOUNCADR (NOUNCADR set in "TESTNN")

$\text{NOUNADD} = 01400_8 +$ bits 8-1 of NOUNCADR

If $\text{DECBRNCH} > 0$: (decimal)

$i =$ low 5 bits of NNTYPTM

$\text{SFTEMP1} = \text{K:SFINTAB}_i$

$i =$ mid 5 bits of NNTYPTM shifted right 5

Proceed to "PUTDCSF2"

Perform "GETCOMP"

If bit 14 of TS = 1, proceed to "ALMCYCLE" (decimal only)

$i =$ mid 5 bits of NNTYPTM shifted right 5

If $i = 4, 5, 7$ or 10 : (double precision noun)

Set (the more significant half of the double precision register specified by NOUNADD) = 0

$\text{NOUNADD} = \text{NOUNADD} + 1$

Proceed to "PUTCOM2"

Table 1

Normal Nouns

<u>Noun</u>	<u>K:NNADTAB</u> (addresses are normally positive)	<u>K:NNTYPTAB</u>			
		bits 15-13	bits 12-11	bits 10-6	bits 5-1
0	+0	0 0 0	0	0	0
1	-K:posmaxsp	0 0 0	2	1	0
2	-K:posmaxsp	0 0 0	2	3	0
3	-K:posmaxsp	0 0 0	2	2	2
4	DSPTM1	0 0 0	0	10	4
5	DSPTM1	0 0 0	0	10	4
6	OPTION1,OPTION2,OPTION3	0 0 0	2	0	0
7	XREG, YREG, ZREG	0 0 0	2	0	0
8	ALMCADR _{dp} , ERCOUNT	0 0 0	2	0	0
9	FAILREG _{0,1,2}	0 0 0	2	0	0
10	-1	0 0 0	0	0	0
11	TCSI	0 1 0	2	8	0
12	OPTIONX	0 0 0	1	0	0
13	TCDH	0 1 0	2	8	0
14	DSPTMX _{0,1,2}	0 0 0	2	3	0
15	-0	0 0 0	0	0	0
16	DSPTMX _{dp}	0 1 0	2	8	0
17	+0	0 0 0	0	0	0
18	FDAI	0 0 0	2	2	2
19	+0	0 0 0	0	0	0
20	CDU	0 0 0	2	2	2
21	PIPA	0 0 0	2	3	0
22	THETAD	0 0 0	2	2	2
23	+0	0 0 0	0	0	0
24	DSPTMX _{dp}	0 1 0	2	8	0
25	DSPTM1 _{0,1,2}	0 0 0	2	3	0
26	DSPTM1 _{0,1,2}	0 0 0	2	0	0
27	SMODE	0 0 0	0	3	0
28	+0	0 0 0	0	0	0
29	+0	0 0 0	0	0	0
30	+0	0 0 0	0	0	0
31	+0	0 0 0	0	0	0
32	mTPER	0 1 0	2	8	0
33	TIG	0 1 0	2	8	0
34	DSPTM1 _{dp}	0 1 0	2	8	0
35	TTOGO	0 1 0	2	8	0
36	TIMENOW	0 1 0	2	8	0
37	TTPI	0 1 0	2	8	0
38	TET	0 1 0	2	8	0
39	+0	0 0 0	0	0	0

Table 2

Mixed Nouns

<u>Noun</u>	<u>K:NNADTAB</u> (bits 15,14,13 12-11, 10-1)	<u>K:IDADTAB</u> K:IDADTAB ⁱ K:IDADTAB ⁱ⁺¹ K:IDADTAB ⁱ⁺²	<u>K:NNTYPTAB</u> (binary)	<u>K:RUTMXTAB</u> (binary)
40	1 1 0 2 0 ⁱ	TTOGO VGDISP	01010 01010 00000	00111 00111 01001
41	1 1 1 1 3	DVTOTAL DSPTM1 ₀ DSPTM1 ₁ +0	00000 01011 00010	00000 00011 00010
42	0 1 0 2 6	HAPO HPER VGDISP	01010 01000 01000	00111 00111 00111
43	0 1 0 2 9	LAT LONG ALT	01000 00100 00100	00111 01010 01010
44	1 1 0 2 12	HAPOX HPERX TFF	00000 01000 01000	01001 00111 00111
45	1 1 0 2 15	TRKMKCNT TTOGO PMGA	00100 00000 00000	01010 01001 00011
46	0 0 0 0 18	DAPDATR1 +0 +0	00000 00000 00000	00000 00000 00000
47	0 1 0 1 21	LEMMASS CSMASS +0	00000 00110 00110	00000 01011 01011
48	0 1 0 1 24	PITTIME ROLLTIME +0	00000 10111 10111	00000 00011 00011
49	0 1 0 2 27	R22DISP R22DISP+2 WHCHREAD	00000 01010 01000	00011 00111 00111
50	0 0 0 0 0	+0 +0 +0	00000 00000 00000	00000 00000 00000
51	0 1 0 1 33	ALPHASB BETASB +0	00000 00100 00100	00000 01010 01010
52	0 0 0 0 36	ACTCENT +0 +0	00000 00000 00100	00000 00000 01010
53	0 0 0 0 0	+0 +0 +0	00000 00000 00000	00000 00000 00000

Table 2 continued

<u>Noun</u>	<u>K:NNADTAB</u>	<u>K:IDADTAB</u>	<u>K:NNTYPTAB</u>	<u>K:RUTMXTAB</u>
54	0 1 0 2 42	RANGE RRATE RTHETA	00100 01010 00111	01010 00111 00100
55	0 1 0 2 45	NN ELEV CENTANG	00100 00100 00000	01010 01010 00011
56	0 0 0 1 48	RR-AZ RR-ELEV +0	00000 00100 00100	00000 01010 01010
57	0 0 0 0 0	+0 +0 +0	00000 00000 00000	00000 00000 00000
58	0 1 0 2 54	POSTTPI DELVTPI DELVTPI	01010 01010 01000	00111 00111 00111
59	0 1 0 2 57	DVLOS _x DVLOS _y DVLOS _z	01010 01010 01010	00111 00111 00111
60	0 1 0 2 60	FORVEL HDOTDISP HCALC1	11000 01010 10001	00100 00111 00011
61	1 1 0 2 63	TTFDISP TTOGO OUTOFPLN	10110 00000 00000	01010 01001 01001
62	1 1 0 2 66	ABVEL TTOGO DVTOTAL	01010 00000 01010	00111 01001 00111
63	0 1 0 2 69	ABVEL HDOTDISP HCALC1	11000 01010 01010	00100 00111 00111
64	1 1 0 2 72	FUNNYDSP HDOTDISP HCALC	11000 01010 00000	00100 00111 01100
65	0 1 0 2 75	SAMPTIME SAMPTIME SAMPTIME	00000 00000 00000	01000 01000 01000
66	1 1 0 1 78	RSTACK ₆ LR position bits of channel 33 +0	00000 00000 01110	00000 00110 00100
67	0 0 0 2 81	RSTACK ₀ RSTACK ₂ RSTACK ₄	10101 10100 10011	00100 00100 00100
68	1 1 0 2 84	RANGEDSP TTFDISP DELTAH	11000 00000 10110	00100 01001 01010
69	0 1 0 2 87	DLANDZ DLANDY DLANDZ	11000 11000 11000	00100 00100 00100

Table 2 continued

<u>Noun</u>	<u>K:NNADTAB</u>	<u>K:IDADTAB</u>	<u>K:NNTYPTAB</u>	<u>K:RUTMXTAB</u>
70	0 0 0 2 90	AOTCODE AOTCODE ₁ AOTCODE ₂	00000 00000 00000	00000 00000 00000
71	0 0 0 2 93	AOTCODE AOTCODE ₁ AOTCODE ₂	00000 00000 00000	00000 00000 00000
72	0 0 0 1 96	CDU _t CDU _s +O	00000 00010 00010	00000 00010 01101
73	0 0 0 1 99	TANG ₀ TANG ₁ +O	00000 00010 00010	00000 00010 01101
74	1 1 0 2 102	TTOGO YAW PITCH	00100 00100 00000	01010 01010 01001
75	1 1 0 2 105	DIFFALT T1TOT2 T2TOT3	00000 00000 01000	01001 01001 00111
76	0 1 0 2 108	ZDOTD RDOTD XRANGE	01000 01010 01010	00111 00111 00111
77	1 1 0 1 111	TTOGO YDOT +O	00000 01010 00000	00000 00111 01001
78	1 1 0 2 114	DNRRANGE DNRRDOT TTOTIG	00000 01101 01100	01001 01111 01110
79	0 1 0 2 117	CURSOR SPIRAL POSCODE	00000 00010 00010	00011 00010 00010
80	0 0 0 1 120	DATAGOOD OMEGDISP +O	00000 00100 00000	00000 01010 00011
81	0 1 0 2 123	DELVLVC _x DELVLVC _y DELVLVC _z	01010 01010 01010	00111 00111 00111
82	0 1 0 2 126	DELVLVC _x DELVLVC _y DELVLVC _z	01010 01010 01010	00111 00111 00111
83	0 1 0 2 129	DELVIMU _x DELVIMU _y DELVIMU _z	01010 01010 01010	00111 00111 00111
84	0 1 0 2 132	DELVOV _x DELVOV _y DELVOV _z	01010 01010 01010	00111 00111 00111

Table 2 continued

<u>Noun</u>	<u>K:NNADTAB</u>	<u>K:IDADTAB</u>	<u>K:NNTYPTAB</u>	<u>K:RUTMXTAB</u>
85	0 1 0 2 135	VGBODY _x VGBODY _y VGBODY _z	01010 01010 01010	00111 00111 00111
86	0 1 0 2 138	DELVLVC _x DELVLVC _y DELVLVC _z	01010 01010 01010	00111 00111 00111
87	0 0 0 1 141	▲Z EL +0	00000 00010 00010	00000 00010 00010
88	0 1 0 2 144	STARAD _{0x} STARAD _{0y} STARAD _{0z}	00000 00000 00000	00001 00001 00001
89	0 1 0 2 147	LANDLAT LANDLONG LANDALT	00111 00011 00011	00100 00111 00111
90	0 1 0 2 150	RANGE RRATE RTHETA	00100 01010 00111	01010 00111 00100
91	0 0 0 2 153	P21ALT P21VEL P21GAM	00100 01001 01000	01010 01010 00111
92	0 0 0 2 156	THRDISP HDOTDISP HCALC1	11000 01010 00000	00100 00111 00011
93	0 0 0 2 159	OGC IGC MGC	00011 00011 00011	00111 00111 00111
94	0 0 0 0 0	+0 +0 +0	00000 00000 00000	00000 00000 00000
95	0 0 0 0 0	+0 +0 +0	00000 00000 00000	00000 00000 00000
96	0 0 0 0 0	+0 +0 +0	00000 00000 00000	00000 00000 00000
97	0 0 0 2 171	DSPTM1 DSPTM1 ₁ DSPTM1 ₂	00000 00000 00000	00011 00011 00011
98	0 0 0 2 174	DSPTM2 DSPTM2 ₁ DSPTM2 ₂	00000 00000 00000	00011 00001 00011
99	0 1 0 2 177	WWPOS WWVEL WWBIAS	11100 11011 11010	01010 00101 00111

Table 3

Input/Output Scaling

Each description in the table is arranged in the following order:

Equation value
Scale factor and units
Stored value
(comment)

<u>Index</u>	<u>K:SFINTAB_i</u>	<u>K:SFOUTAB_i</u>
0	10 ⁵ B28, unitless 000068 032408	10 ⁻⁵ B-14, unitless 051748 132618
	(used with nouns 2,14,21,25,27,45,49,55,79,80,92,97,98)	
1	+0	+0 (not used)
2	0 B-1, revolutions 0	+0
	(used with nouns 3,18,20,22,41,72,72,79,87)	
3	when used with noun 89 (100 / 360) +2 ⁻²⁸ B0, revolutions per degree 107078 034358	360 / 100 B7, degrees per revolution 007148 314638
3	when used with noun 93 (100 / 360) 2 ⁻²¹ +2 ⁻⁷ B-21, gyro torque pulses/deg 107078 034358	2 ²¹ 360 / 100 B28 degrees per gyro pulse 007148 314638
4	(1000 / 360) +2 ⁻²⁵ B3, revolutions per degree 130708 343458	360 / 100 B0, degrees per revolution 134128 075348
	(used with nouns 4,5,43,45,51,52,55,56,74,80,90,91)	
5	1000 / 360 B13, revolutions per degree 000058 216168	360 / 1000 B1, degrees per revolution 056058 036568
	(not used)	

<u>Index</u>	<u>K:SFINTAB_i</u>	<u>K:SFOUTAB_i</u>
6	$10^5 \times 0.45359237$ B16, kilograms per pound 26113 ₈ 31713 ₃	$2.2046268 / 10^5$ B-2, pounds per kilogram 00001 ₈ 16170 ₈
	(used with noun 47)	
7	1852×10^3 B29, meters per nmi 00070 ₈ 20460 ₈	$5.3996 \times 10^{-4} / 10^3$ B-15, nmi per meter 00441 ₈ 34306 ₈
	(used with nouns 54,89,90)	
8	1852×10^4 B29, meters per nmi 01065 ₈ 05740 ₈	$5.3996 \times 10^{-4} / 10^4$ B-22, nmi per meter 07176 ₈ 21603 ₈
	(used with nouns 42, 43, 44, 49, 58, 75, 76, 91)	
9	$(0.3048 / 100) \times 10^5$ B10, meters/cs per fps 11414 ₈ 31463 ₈	$(100 / 0.3048) \times 10^5$ B0, fps per meter/cs 15340 ₈ 15340 ₈ (equal halves)
	(used with noun 91)	
10	$(0.3048 / 100) \times 10^4$ B7, meters/cs per fps 07475 ₈ 16051 ₈	$(100 / 0.3048) 10^{-4} + 2^{-21}$ B0, fps per meter/cs 01031 ₈ 21032 ₈
	(used with nouns 40,42,49,54,58,59,60,62,63,64,76,77,81-86,90,92)	
11	$10^2 / 360$ B12, revolutions per degree 00001 ₈ 03434 ₈	$360 / 10^2$ B2, degrees per revolution 34631 ₈ 23146 ₈
	(used with noun 41)	
12	$10^3 / 2.859026$ B28, RR range counts per nmi 00047 ₈ 21135 ₈	$2.859024 / 10^3$ B-14 nmi per RR range count 00636 ₈ 14552 ₈
	(used with noun 78)	
13	-1.59286×10^5 B28, RR rate counts per fps 77766 ₈ 50711 ₈	$-0.6278 / 10^5$ B-14, fps per RR rate count 74552 ₈ 70307 ₈
	(used with noun 78)	

<u>Index</u>	<u>K:SFINTAB_i</u>	<u>K:SFOUTAB_i</u>
14	$10^5 / 1.0790$ B28, IR alt counts per foot $0.9267840599 E5 \times 2^{-28}$ (used with noun 66)	$1.0790 / 10^5$ B-14, feet per IR alt count $1.079 E-5 \times 2^{14}$
15	$10^5 / 2.345$ B28, bits per foot 00002 ₈ 23224 ₈ (not used)	$2.345 / 10^5$ B-14, feet per bit 14226 ₈ 31757 ₈
16	$10^5 / 0.5$ B28, bits per fps 00014 ₈ 06500 ₈ (not used)	$0.5 / 10^5$ B-14, fps per bit 02476 ₈ 05531 ₈
17	$0.18125 \times E5$ B28, bits per fps $0.18125 E5 \times 2^{-28}$ (used with noun 60)	$5.517 / 10^5$ B-14, fps per bit $5.517 E-5 \times 2^{14}$
18	$10^5 / 360$ B-11, rev per deg/sec 04256 ₈ 07071 ₈ (not used)	$360 / 10^5$ B-3, deg/sec per rev 00007 ₈ 13734 ₈
19	-1.55279503×10^5 B28, LRVX counts per fps $-1.55279503 E5 \times 2^{-28}$ (used with noun 67)	$-0.6440 / 10^5$ B-14, fps per LRVX count $-0.6440 E-5 \times 2^{14}$
20	0.8250825087×10^5 B28, LRVY counts per fps $0.8250825087 E5 \times 2^{-28}$ (used with noun 67)	$1.212 / 10^5$ B-14, fps per LRVY count $1.212 E-5 \times 2^{14}$
21	1.153668673×10^5 B28, LRVZ counts per fps $1.153668673 E5 \times 2^{-28}$ (used with noun 67)	$0.8668 / 10^5$ B-14, fps per LRVZ count $0.8668 E-5 \times 2^{14}$

<u>Index</u>	<u>K:SFINTAB_i</u>	<u>K:SFOUTAB_i</u>
22	1852 x 10 ⁴ B27, meters per nmi 043248 276008	5.399568 x 10 ⁻⁴ / 10 ⁴ B-24, nmi per meter 347728 070168
	(used with nouns 61,68)	
23	10 ³ / 0.002 B28, centiseconds per deg 000368 204408	0.002 / 10 ³ B-14, deg per centisecond 010308 33675 ₈
	(used with noun 48)	
24	0.3048 x 10 ⁵ B24, meters per foot 000358 304008	3.2808399 / 10 ⁵ B-10, feet per meter 010468 157008
	(used with nouns 60,63,64,68,69,92)	
25	10 ⁴ B14, unitless 234208 000008	10 ⁻⁴ B-7, unitless 003218 267068
	(not used)	
26	30480 B19, meters per foot 30480 x 2 ⁻¹⁹	17.2010499 B7, feet per meter 17.2010499 x 2 ⁻⁷
	(used with noun 99)	
27	0.003048 x 10 ⁴ B7, meters/cs per fps 30.48 x 2 ⁻⁷	328.08399 / 10 ⁴ B0, fps per meter 0.032808399
	(used with noun 99)	
28	100 B8, unitless 100 x 2 ⁻⁸	2 ⁵ x 10 ⁻² B0, unitless 0.32
	(used with noun 99)	


Display Quantities

ABVEL: See SERV section.
ACTCENT: See TRGL section.
ALMCADR: See PGSR section.
ALPHASB: Same as PITCHANG, see EXVB section.
ALT: See COOR section.
AOTCODE: See ALIN section.
APO: See ASCT section.
AZ: See ALIN section.
BETASB: Same as YAWANG, see EXVB section.
CDU: See "Major Variables" section.
CDU_g: See RADR section.
CDU_t: See RADR section.
CENTANG: See TRGL section.
CSMMASS: See DAPB section.
CURSOR: See ALIN section.
DAPDATR1: See DAPB section.
DATAGOOD: See RNAV section.
DELTAH: See SERV section.
DELVIMU_{x,y,z}: See BURN section.
DELVLVC_{x,y,z}: See TRGX section.
DELVOV_{x,y,z}: See ORBI section.
DELVTPF: See TRGL section.
DELVTPI: See TRGL section.
DIFFALT: See TRGX section.
DLANDX,DLANDY,DLANDZ: See DESC section.
DNRRANGE: See RADR section.
DNRRDOT: See RADR section.
DSPTMX: See DATA section.
DSPTM1: See DATA section.
DSPTM2: See DATA section.
DVLOS_{x,y,z}: See TRGL section.
DVTOTAL: See SERV section.
EL: See ALIN section.
ELEV: See TRGL section.
ERCOUNT: See TEST section.

FAILREG: See PGSR section.
FDAI: See ATTM section.
FORVEL: See SERV section.
FUNNYDSP: See DESC section.
HAPO: See TRGX section.
HAPOX: See EXVB section.
HCALC: See SERV section.
HCALC1: See SERV section.
HDOTDISP: See SERV section.
HPER: See TRGX section.
HPERX: See EXVB section.
IGC: See COOR section.
LANDALT: See ALIN section.
LANDLAT: See ALIN section.
LANDLONG: See ALIN section.
LAT: See COOR section.
LEMMASS: See DAPB section.
LONG: See COOR section.
MGC: See COOR section.
mTPER: See EXVB section.
NN: See TRGX section.
OGC: See COOR section.
OMEGDISP: See RNAV section.
OPTIONX: See EXVB section.
OPTION1: See DATA section.
OPTION2: See DATA section.
OUTOFPLN: See DESC section.
PIPA: See SERV section.
PITCH: See ASCT section.
PITTIME: See DAPB section.
pMGA: See TRGX section.
POSCODE: See ALIN section.
POSTTPI: See TRGL section.
P21ALT: See RNAV section.
P21GAM: See RNAV section.
P21VEL: See RNAV section.

RANGE: See EXVB section.
RANGEDSP: See DESC section.
RDOTD: See ASCT section.
ROLLTIME: See DAPB section.
RRATE: See EXVB section.
RR-AZ: See RNAV section.
RR-ELEV: See RNAV section.
RSTACK: See RNAV section.
RTHETA: See EXVB section.
R22DISP: See R22DISPR in RNAV section.
R22DISP+2: See R22DISPV in RNAV section.
SAMP TIME: See DSKY section.
SMODE: See TEST section.
SPIRAL: See ALIN section.
STARAD: See ALIN section.
TANG: See RADR section.
TCDH: See TRGX section.
TCSI: See TRGX section.
TET: See ORBI section.
TFF: See EXVB section.
THETAD: See COOR section.
| THRDISP: See DESC section.
TIG: See BURN section.
TIMENOW: See EXVB section.
TRKMKCNT: See RNAV section.
TTFDISP: See DESC section.
TTOGO: See BURN section.
TTOTIG: See RADR section.
TTPI: See TRGL section.
T1TOT2: See TRGX section.
T2TOT3: See TRGX section.
VGBODY: See BURN section.
VGDISP: Same as DELVSAB, see BURN section.
| WHCHREAD: See RNAV section.
WWBIAS: See RNAV section.
WWPOS: See RNAV section.

WWVEL: See RNAV section.
XRANGE: See ASCT section.
XREG: See DATA section.
YAW: See ASCT section.
YDOT: See ASCT section.
YREG: See DATA section.
ZDOTD: See ASCT section.
ZREG: See DATA section.
-K:posmaxsp: See "Major Variables" section.



Descent Guidance

P63LM Perform "RO2BOTH" (assure that IMU is operating)
WHICH = "P63TABLE"
DVTHRUSH = K:DPSTHRSH
DVCNTR = 4
WCHPHASE = - 1
FLPASSO = 0
Switch bit 14 of channel 12 to 0 (disable RR tracker)
Switch FLAGWRD5 bit 12 (NOTHROTL) to 0
Switch FLAGWRD6 bit 6 (REDFLAG) to 0
Switch FLGWRD11 bit 15 (LRBYPASS) to 0
Switch FLAGWRD6 bit 8 (MUNFLAG) to 1
Switch FLAGWRD0 bit 9 (P25FLAG) to 0
Switch FLAGWRD0 bit 7 (RNDVZFLG) to 0
TPIP = TLAND
TSt = TLAND
Perform "MOONMX"
 $\underline{L}AND = \left[\underline{R}EFSSMAT \right] \left[\underline{M}OONMAT \right]^T (\underline{R}LS + \underline{L}M504 * \underline{R}LS)$
TSt = TIMENOW
Perform "MOONMX"
 $\underline{W}M = K:MOONRATE \left[\underline{R}EFSSMAT \right] \left[\underline{M}OONMAT \right]^T (K:UNITZ + \underline{L}M504 * K:UNITZ)$
 $\underline{L}ANDMAG = \left| \underline{R}LS \right|$
TDEC1 = TLAND - K:GUIDDURN
Perform "LEMPREC"
NIGNLOOP = 40

$$[GCMAT] = \begin{bmatrix} 1 & 0 & 0 \\ 0 & 1 & 0 \\ 0 & 0 & 1 \end{bmatrix}$$

DELTAH = K:99999CON

UNFC = 0

TTF = 0

IGNALOOP PIPTIME1 = TAT

R = [REFSMAT] RATT

Perform "MUNGRAV" with TSr = R

GDT = GDT1

NGUIDSUB = 2

Proceed to the second step of "GUILDRET" (continues at "EXGSUB" after one iteration of guidance computations)

EXGSUB UNFC = K:TRIMACCL ZOOMTIME unitUNFC (argument of unit operation adjusted to prevent overflow)

If NGUIDSUB > 0:

NGUIDSUB = NGUIDSUB - 1

Proceed to "CALCRGVG"

If NIGNLOOP = 0:

Perform "ALARM" with TS = 01412₈

TS = 3313₈ (S-register portion of address of cell containing alarm pattern)

If NIGNLOOP > 0:

TS = NIGNLOOP - 1

NIGNLOOP = TS

TSden = $VGU_z - DESKIGNX VGU_x$

TSnum = $(DESIGNRZ - RGU_z) + DESKIGNY RGU_y^2 + DESKIGNX (RGU_x - DESIGNRX)$

TSv = $DESKIGNV (|VGU| - DESIGNV)$

TSst = $(TSv + TSnum) / TSden$

TDEC1 = PIPTIME1 + TSst

If $|TSt| \geq K:DDUMCRIT:$ (reiterate)

Perform "INTSTALL"

Switch FLAGWRD3 bit 4 (INTYPFLG) to 1

Switch FLAGWRD0 bit 12 (MOONFLAG) to 1

TET = PIPTIME1

RCV = RATT

VCV = VATT

Perform "INTEGRVS"

Proceed to "IGNALOOP"

TIG = TDEC1 - ZOOMTIME

OUTOFPLN = unit(V * R) * LAND

R6OSAVE = UNFC

DISPDEX = - 21 (enable astronaut branch to "ASTNRET")

Perform "STCLOK3"

End job

ASTNRET

Proceed to "GOPERF1" with TS = 00014₈
(If terminate, proceed to "GOTO⁸POOH"; if proceed, continue at next step; if other response, skip next step.)

Perform "R51"

POINTVSM = unitR6OSAVE

SCAXIS = K:UNITX

Perform "PFLITEDB" with interrupts inhibited

Perform "R6OLEM"

If bit 6 of channel 33 = 1: (LR not in position #1)

Proceed to "GOPERF1" with TS = 00500₈
(If terminate, proceed to "GOTO⁸POOH"; if proceed, continue at previous step; if other response, continue at next step.)

Perform "SETPOS1" (Initialize landing radar control)

Proceed to "BURNBABY"

(Standard pre-ignition sequence; initializes average-g navigation at TIG-30 seconds; calls "P63IGN" at time of ignition which sets AVEGEXIT to "LUNLAND" establishing the two-second guidance loop; calls "P63ZOOM" at throttle-up time.)

LUNLAND If FLAGWRD5 bit 8 (ZOOMFLAG) = 0: (R13)
Proceed to "DISPEXIT" (do display only; no throttle-up yet)
If MODREG = 66: (in P66)
If FLAGWRD1 bit 12 (RODFLAG) = 0:
Proceed to "STRTP66A"
Proceed to "VERTGUID"
If bit 13 of channel 31 = 0 and RODCOUNT \neq 0:
Proceed to "STARTP66"

GUILDRET RODCOUNT = 0
TPIPOLD = TPIP
TPIP = PIPTIME1
TTFIMP = TTF
If FLPASSO $>$ 0, proceed to "TTFINCR"
Proceed to K:NEWPHASE_{WCHPHASE}
(TTFINCR, TTFINCR, STARTP64, P65START)

STARTP64 MODREG = 64
Establish "DSPMMJOB" (pr30)
TTFIMP = TTFIMP + DELTTFAP
Inhibit interrupts
Perform "C13STALL"
Switch bit 12 of channel 13 to 1 (enable RHC interrupt #10)
DB = K:P64DB
Switch FLAGWRD6 bit 6 (REDFLAG) to 0

Release interrupt inhibit

Proceed to "TTFINCR"

P65START MODREG = 65

Establish "DSPMMJOB" (pr30)

WCHVERT = 0

Switch DAPBOOLS bit 9 (XOVINHIB) to 0 (permit X-axis override)

TTFINCR TSt = TPIP - TPIPOLD (rescaled to B17 centiseconds)

LANDTEMP = LANDMAG unit(LAND - TSt LAND * WM) (argument of unit operation adjusted to prevent overflow)

TTFTMP = TTFTMP + TSt

TTF = TTFTMP

Perform "TDISPSET"

Change job priority to 31 (pr31)

LAND = LANDTEMP + DLAND

LANDMAG = | LAND |

DLAND = 0

Change job priority to 20 (pr20)

Proceed to K:PREGUIDE_{WCHPHASE}
(CALCRGVG, RGVGCALC, REDESIG, RGVGCALC)

REDESIG If FLAGWRD6 bit 6 (REDFLAG) or if TREDES = 0:

Proceed to "RGVGCALC"

Inhibit interrupts

ELINCR_{dp} = (ELINCR1, 0)

AZINCR_{dp} = (AZINCR1, 0)

ELINCR1 = 0

AZINCR1 = 0

(AZINCR1 and ELINCR1 are updated in routines "PITFALL" and "REDESIGN" which are called by program interrupt #10)

Release interrupt inhibit

TS = unit(LAND - R)

TS = TS + AZINCR YNBPIP - ELINCR TS * YNBPIP

If $TS_x \geq K:DEPCRIT$, $TS_x = K:DEPCRIT$

$LANDTEMP = LANDMAG \text{ unit}(\underline{R} + \underline{TS} (\underline{LAND}_x - R_x) / TS_x)$

$\underline{LAND} = \underline{LANDTEMP}$

Proceed to "RGVGCALC"

CALCRGVG $\underline{V} = [\text{REFSMAT}] \underline{VATT} + \underline{UNFC}$

(VATT used here is VATT1 scaled
B5; see VATT of the ORBI section.)

RGVGCALC $\underline{ANGTERM} = \underline{R} * \underline{WM} + \underline{V}$

$\underline{VGU} = [\text{GCMAT}] \underline{ANGTERM}$

$\underline{TS} = \underline{R} - \underline{LAND}$

$\underline{RGU} = [\text{GCMAT}] \underline{TS}$

$\underline{RANGEDSP} = |\underline{RGU}|$

$\underline{LOOKANGL} = K:180\text{degs} (\arcsin_{sp}(\text{unit } \underline{TS} \cdot \underline{XNBPIP}) + K:1d2\text{DEG} + \text{ELBIAS})$

Proceed to K:WHATGUID_{WCHPHASE}
(TTF/8CL, TTF/8CL, TTF/8CL, VERTGUID)

TTF/8CL $\underline{LUNDEX} = K:\text{TARGTDEX}_{WCHPHASE} \quad (0, 0, 28)$

$\underline{A}_3 = \text{TTFJDGZ}_{LUNDEX} \quad (3 \text{ } \underline{DZG})$

$\underline{A}_2 = \text{TTFADGZ}_{LUNDEX} \quad (6 \text{ } \underline{a}_{DZG})$

$\underline{A}_1 = K:\text{ttf6b3} \underline{VGU}_z + \text{TTFVDGZ}_{LUNDEX} \quad (6 \underline{VGU}_z + 18 \text{ } \underline{v}_{DZG})$

$\underline{TS} = \text{TARGRDG}_{LUNDEX}$

$\underline{A}_0 = K:\text{ttf24b6} (\underline{TS}_z - \underline{RGU}_z)$

$\text{PREC} = 2^{-7}$

$\text{ROOTPS} = \text{TTF}$

$n = 3$

Perform "ROOTPSRS"

If PROJ2 \leq 0, PROJ2 = 0

UNWC_z = PROJ1 GCMAT₃₃ + PROJ2 UNWC_z

UNWC_y = PROJ1 GCMAT₃₂ + PROJ2 UNWC_y

UNWC_x = PROJ1 GCMAT₃₁ + PROJ2 UNWC_x

OGABIAS = AZBIAS

STEER?

If FLAGWRD2 bit 11 (STEERSW) = 0:

If bit 13 of channel 31 = 1:

Perform "STOPRATE"

Proceed to "DISPEXIT"

EXVERT

If overflow occurred anywhere above:

Perform "ALARM" with TS = 01410₈

If bit 13 of channel 31 = 1:

Perform "STOPRATE"

Proceed to "DISPEXIT"

Perform "THROTTLE"

Perform "FINDCDUW"

DISPEXIT

If FLAGWRD8 bit 10 (FLUNDISP) = 1, end job

Proceed to K:WHATDISP_{WCHPHOLD}

(---, P63DISPS, P64DISPS, VERTDISP)

P63DISPS

Proceed to "REGODSP" with TS = K:VO6N63 (ABVEL, HDOTDISP, HCALC1)

P64DISPS

If TREDES = 0:

Switch FLAGWRD6 bit 6 (REDFLAG) to 0

Proceed to "REGODSP" with TS = K:VO6N64

If FLAGWRD6 bit 6 (REDFLAG) = 1:

Proceed to "REGODSP" with TS = K:VO6N64

Proceed to "REFLASH" with TS = K:VO6N64 (FUNNYDSP, HDOTDISP, HCALC)

(If terminate, proceed to "GOTOPOOH"; if proceed, continue at next step; if other response, proceed to "P64DISPS".)

ELINCR1 = 0

AZINCR1 = 0

Switch FLAGWRD6 bit 6 (REDFLAG) to 1

End job

VERTDISP

Proceed to "REFLASH" with TS = K:VO6N60 (FORVEL, HDOTDISP, HCALC1)
(If terminate, proceed to "GOTOPOOH"; if proceed,
continue at next step; if other response, continue
at next step.)

Perform "ZATTEROR" with interrupts inhibited

End job

TDISPSET TTFDISP = K:TSCALINV TTF_{ms}

TSt = K:TREDESCL (TCGF₂₈ + TTF_{ms}) - 103

If TSt \geq 0:

TREDES = 99

Return

TSt = TSt + 99

If TSt \leq 0:

TREDES = 0

Return

TREDES = TSt

Return

STARTP66 MODREG = 66

Establish "DSPMMJOB"

(pr30)

VDGVERT = HDOTDISP

STRTP66A TS = (PIPABIAS_x, PIPABIAS_y, PIPABIAS_z)

VBIAS = K:BIASFACT TS

Switch FLAGWRD1 bit 12 (RODFLAG) to 1

OLDPIPA = -TEM

DELVROD = 0

RODSCAL1 = RODSCALE

LASTTPIP = PIPTIME

FCOLD_{sp} = 0

FWEIGHT_{dp} = 0

WCHVERT = 2

WCHPHOLD = 2

WCHPHASE = 2

Perform "STOPRATE"

Switch DAPBOOLS bit 9 (XOVINHIB) to 0

Switch FLAGWRD6 bit 6 (REDFLAG) to 0

Proceed to "VERTGUID"

VERTGUID If $WCHVERT = 0$: (P65)
 $TS_a = (V2FG - VGU) / TAUVERT$ (desired acceleration)
Proceed to "AFCCALC1"

If $WCHVERT > 0$: (P66)
Proceed to "P66VERT"

P66VERT Call "RODTASK" in 1.0 second (note that "RODCOMP" will be performed now and again in 1.0 second)
Proceed to "RODCOMP"

RODTASK Establish "RODCOMP" (pr22)
End task

RODCOMP Inhibit interrupts
 $VDGVERT = VDGVERT + RODCOUNT RODSCAL1$ (activation of the R.O.D. switch causes routine "DESCBITS" to be entered which updates RODCOUNT)
 $RODCOUNT = 0$
 $POLDPIPA = OLDPIPA$
 $OLDPIPA = PIPA$
 $THISTPIP = TIMENOW$
 $TS_{sp} = OLDPIPA + PIPATMP$
 $DELVRD = TEM - OLDPIPA + POLDPIPA$
 $TS_{dp} = TS_{sp}$ (least significant components set to 0)
 $TEM = 0$
Release interrupt inhibit
 $TS = K:KPIP1 TS_{dp}$
 $TSdelt = THISTPIP - PIPTIME$

$$\underline{TSv} = (\underline{TSdelt} / K:4SECB28) (\frac{1}{2} \underline{GDT} - \frac{1}{2} \underline{VBIAS}) + \underline{V} + \underline{TS}$$
 (updated velocity stored in PDL24-29 at B7 m/cs)

$$\underline{HDOTDISP} = \underline{TSv} \cdot \underline{unitR}$$

$$\underline{HCAIC1} = \underline{TSdelt} \underline{HDOTDISP} + |\underline{R}| - \underline{LANDMAG}$$

$$\underline{TS1} = (\underline{VDGVERT} - \underline{HDOTDISP}) / \underline{TAUROD}$$
 (PDLO-1; B-2 m/cs²)

$$\underline{TS2} = |\underline{GDT}| / K:GSCALE$$
 (PDL20-21; B-2)

$$\underline{TS3} = \underline{TS2} + \underline{TS1}$$
 (PDLO-1; B-2)

Perform "CDUTRIG"

Perform "NBTOISM"

$$\underline{TS} = [\underline{NBSMMAT}] \underline{K:UNITX}$$

$$\underline{TS4} = \underline{TS} \cdot \underline{unitR}$$
 (PDL22-23; B2)

$$\underline{AFCMAG} = \underline{TS3} / \underline{TS4}$$

$$\underline{TS1} = |K:KPIP1 \underline{DELVRD} + \frac{1}{2} \underline{VBIAS}|$$
 (PDLO-1; B7)

$$\underline{TS3} = \underline{THISTPIP} - \underline{LASTTPIP}$$
 (PDL2-3; B28)

$$\underline{LASTTPIP} = \underline{THISTPIP}$$

$$\underline{TSacc} = \underline{TS1} / (\underline{TS3} / K:SHFTFACT)$$
 (measured acceleration in PDLO-1 at B-4 m/cs²)

$$\underline{TS5} = (\underline{FWEIGHT} K:BIT1H) / (\underline{MASS} K:SCALEFAC) + \underline{TSacc}$$
 (PDL2-3; B-4)

$$\underline{AFCMAG} = \underline{AFCMAG} + \underline{LAGdTAU} ((\underline{TS2} / \underline{TS4}) - \underline{TS5})$$
 (PDL2-3; B-4)

$$\underline{TSafcmx} = \underline{MAXFORCE} / \underline{MASS}$$
 (PDL4-5; B-4)

$$\underline{TSafcmn} = \underline{MINFORCE} / \underline{MASS}$$
 (PDL6-7; B-4)

If $\underline{AFCMAG} < \underline{TSafcmn}$, $\underline{AFCMAG} = \underline{TSafcmn}$

If $\underline{AFCMAG} \geq \underline{TSafcmx}$, $\underline{AFCMAG} = \underline{TSafcmx}$

$$\underline{TSthrot} = \underline{TSacc}$$

Perform "THROTTLE" (starting at second step; return will be to the next step.)

Proceed to "DISPEXIT"

THROTTLE TSthrot = K:ABAFCONST ABDELV
 RTNHOLD = return address
 FP_{dp} = K:SCALEFAC MASS TSthrot
 If FP_{dp} ≥ K:fmax, FP_{sp} = K:posmaxsp
 FCODD_{dp} = K:SCALEFAC MASS AFCMAG
 If FCODD_{dp} ≥ K:fmax, FCODD_{sp} = K:posmaxsp
 FC = FCODD
 TS = FC
 If TS ≥ 2¹³ throttle pulses, truncate bits ≥ 2¹³
 THRDISP = (TS / K:4FMAXNOM) 400
 TSt = (less significant half of TIMENOW) - TTHROT
 If TSt ≤ 0, TSt = 16384 + TSt
 If TSt < K:3SECS:
 FP_{dp} = FP + FWEIGHT
 PIFPSET = 0
 If FCOLD > HIGHCRIT:
 If FCODD_{sp} ≤ LOWCRIT:
 PIFPSET = FP_{sp} - K:FMAXODD
 If FCODD_{sp} > LOWCRIT:
 FCODD = FP
 PIFPSET = K:FEXTRA
 If FCOLD ≤ HIGHCRIT:
 If FCODD_{sp} > HIGHCRIT:
 FCODD = K:FMAXPOS
 PIFPSET = K:FEXTRA
 FCOLD = FCODD
 PIF = FCODD - FP
 Proceed to "DOIT"

Quantities in Computations

- A_i ($i = 0, 1, 2, \dots$): Double precision coefficients of the polynomial input to "ROOTPSRS", unitless and scaled B30, B13, B-4 and B-21 when generated in "TTF/8CL".
- ABDELV, ABVEL:** See SERV section.
- AFCMAG:** Double precision magnitude of desired thrust acceleration, program notation /AFC/, scaled B-4 in units of meters per centisecond squared.
- ALPHAV:** See COOR section.
- ANGTERM:** Double precision velocity of the LM vehicle relative to the rotating moon, scaled B9 in units of meters per centisecond and expressed in the Platform coordinate system.
- AZBIAS:** Single precision quantity representing the desired outer gimbal angle bias for window pointing commands in P64 to account for window bending due to cabin pressurization, scaled B-1 in units of revolutions; part of the erasable load.
- AZINCR, AZINCR1:** Double precision and single precision storage for the desired addition to the landing site azimuth, scaled B0 in units of radians.
- DA_i ($i = 0, 1, \dots$): Double precision coefficients of the polynomial derivative of the polynomial input to "ROOTPSRS"; unitless and scaled B13, B-4, and B-21 when generated in response to the polynomial input from "TTF/8CL".
- DAPBOOLS:** see DAPA section.
- DB:** see DAPB section.
- DELTAH:** see SERV section.
- DELTTFAP:** Single precision time constant added to TTF at the start of P64, scaled B17 in units of centiseconds. DELTTFAP is a negative number and is part of the erasable load.
- DELVR0D:** Double precision sensed-change-in-velocity vector for P66 (R.O.D.) computations, scaled B14 in units of centimeters per second.
- DELVS:** See SERV section.
- DESIGNRX, DESIGNRZ:** Double precision components of desired position relative to the landing site (desired crossrange position component is zero), scaled B24 in units of meters and expressed in the Descent Guidance coordinate system; program notations RIGNX and RIGNZ respectively; part of the erasable load.
- DESIGNV:** Double precision speed desired at ignition, relative to the rotating moon, scaled B10 in units of meters per centisecond; program notation VIGN, part of the erasable load.
- DESKIGNV:** Double precision speed error scale factor used in the ignition-time test quantity, scaled B18 in units of centiseconds; program notation KIGNV/B4; part of the erasable load.

DESKIGNX: Double precision landing site vertical error scale factor used in the ignition-time test quantity, scaled B4 and unitless; program notation KIGNX/B4; part of the erasable load.

DESKIGNY: Double precision crossrange error scale factor used in the ignition-time test quantity, scaled B-16 in units of meters to the minus one power; program notation KIGNY/B8; part of the erasable load.

DISPDEX: see BURN section.

DLAND: Double precision vector expressed in the Platform coordinate system representing the correction to the Landing site vector LAND, scaled B24 in units of meters. DLAND is padloaded to zero and may be loaded by the crew in Noun 69 in the order DLAND_z, DLAND_y, DLAND_x.

DVCNTR, DVTHRUSH: see SERV section.

DXCRIT: Double precision criterion for the convergence of the iterative calculation in "ROOTPSRS", with scaling and units identical to those of ROOTPS.

ELBIAS: Single precision quantity representing the LPD elevation angle bias used in calculating LOOKANGL to account for window bending due to cabin pressurization, scaled B-1 in units of revolutions; part of the erasable load.

ELINCR, ELINCR1: Double precision and single precision storage for the complement of the desired addition to landing site elevation, scaled B0 in units of radians. (Sign changed to compensate for the inversion of the cross product in "REDESIG".)

ELVIRA: Single precision storage for the status of the landing site redesignation discrettes from channel 31.

FC: Single precision storage for the magnitude of desired thrust, scaled B14 in units of DPS throttle pulses.

FCODD: Double precision magnitude of desired thrust, scaled B14 in units of DPS throttle pulses. (The less significant half is not always maintained.)

FCOLD: Single precision magnitude of previous value of desired thrust, scaled B14 in units of DPS throttle pulses.

FLPASSO: Single precision flag set to zero at the beginning of a new guidance phase (except at the beginning of P66 or P67) to initialize guidance quantities for the new guidance phase.

FORVEL: see SERV section.

FP: Double precision estimate of the magnitude of the present thrust, scaled B14 in units of DPS throttle pulses. (The less significant half is not always maintained.)

FUNNYDSP: Special display of LOOKANGL and TREDES in the same display register, both displayed in two digits only.

- -
 -
 -
 -
- FWEIGHT:** Double precision change in sensed thrust expected to have occurred since the sampling of the accelerometers, scaled B14 in units of DPS throttle pulses.
- GAIN₀:** Double precision gain constant used in the computation of the orientation of the Descent Guidance Coordinate System for the braking phase, scaled B0 and unitless. Program notation: GAINBRAK; part of the erasable load.
- GAIN_{2g}:** Double precision gain constant used in the computation of the orientation of the Descent Guidance Coordinate System for the approach phase, scaled B0 and unitless. Program notation: GAINAPPR; part of the erasable load.
- [GCMAT]:** Double precision, 3X3 transformation matrix defined such that $\underline{A}_{dgc} = [\text{GCMAT}] \underline{A}_{smc}$, where \underline{A} is a vector expressed in the Descent Guidance and Platform (sm) coordinate systems respectively; scaled B1 and unitless; program notation CG+0 through CG+17.
The Descent Guidance coordinate system is an orthogonal, cartesian system where the X axis is along the radius from the center of the moon through the present landing site, the Y axis is defined such that the velocity, acceleration and jerk vectors at the landing site lie entirely in the X-Z plane, and the Z axis is defined such as to complete the right handed system.
- GDT, GDT1:** See SERV section.
- GSAV:** See ALIN section
- HCALC, HDOTDISP:** See SERV section.
- HCALC1:** Double precision calculated altitude above the landing site radius for display in Noun 63 and Noun 60, scaled B24 in units of meters. HCALC1 is set to HCALC in the SERV section and is calculated once per second in "RODCOMP".
- HIGHCRIT:** Single precision upper limit on the variable throttle region in a situation of increasing thrust commands, scaled B14 in units of DPS throttle pulses. If the throttle setting is in the variable region, the throttle setting commanded by the program will correspond directly with the desired thrust until the desired thrust exceeds HIGHCRIT. Then the program will command full throttle. HIGHCRIT is part of the erasable load.
- K:180DEGS:** Single precision constant stored as 180×2^{-14} , scaled B15 in units of degrees per revolution. Equation value: 360.
- K:1d2DEG:** Single precision constant stored as 0.00278, scaled B-1 in units of revolutions. Equation value: 0.00139. (Equivalent to one-half of one degree.)
- K:2SECS:** Single precision constant stored as 200×2^{-14} , scaled B14 in units of centiseconds. Equation value: 200.

- K:3SECS: Single precision constant stored as 300×2^{-14} , scaled B14 in units of centiseconds. Equation value: 300.
- K:4FMAXNOM: Single precision constant stored as 14908×2^{-14} , scaled B14 in units of DPS throttle pulses. Corresponds to $4 \times 3727 \times 2^{-14}$. The 3727 corresponds to 10,500 lbf. converted to throttle pulses. Equation value: 14908.
- K:4SECB28: Double precision constant stored as 400×2^{-28} , scaled B26 in units of centiseconds. Equation value: 100.
- K:4SECS: Single precision constant stored as 400×2^{-14} , scaled B14 in units of centiseconds. Equation value: 400.
- K:99999CON: Double precision constant stored as 30479.7×2^{-24} , scaled B24 in units of meters. Equation value: 30479.7. (Equivalent to 99999 feet.)
- K:ABAFCNST: Single precision constant stored as 0.13107, program notation /AF/CNST, scaled B-13 in units of meters per centisecond squared / centimeters per second per guidance cycle. Equation value: $5 \text{ E-}7$. (Equivalent to $\frac{1}{2} \times 0.01$ cubed.)
- K:AFTRGUID_i ($i = -1$ thru 2): Table of single precision addresses for branching. Indexed in the order -1 thru 2, they are the addresses of: CGCALC, EXTLOGIC, EXTLOGIC, STEER?
- K:AZEACH: Single precision constant stored as 0.03491, scaled B0 in units of radians. Equation value: 0.03491. (Equivalent to 2 degrees.)
- K:BIASFACT: Double precision constant stored as 655.36×2^{-26} , scaled B11 in units of seconds meters per centimeter. Equation value: 0.02. (Stored value corresponds to $2 \text{ sec} \times 0.01 \text{ m/cm} \times 2^{-11}$.)
- K:BIT1H: Single precision constant stored as 1×2^{-14} , scaled B14 and unitless. Equation value: 1.0
- K:BIT6: Single precision constant stored as 00040_8 , scaled B14 in units of DPS throttle pulses per centisecond. Equation value: 32.
- K:DDUMCRIT: Double precision constant stored as 8×2^{-28} , scaled B28 in units of centiseconds. Equation value: 8.
- K:DEPRCRIT: Double precision constant stored as -0.02×2^{-1} , scaled B1 and unitless. Equation value: -0.02. (Depression angle criterion.)
- K:DPSTHRSH: Single precision constant stored as 36×2^{-14} , scaled B14 in units of centimeters per second. Equation value: 36. (Equivalent to $K:\text{THRESH1} + K:\text{THRESH2}$ of the BURN section.)
- K:ELEACH: Single precision constant stored as 0.00873, scaled B0 in units of radians. Equation value: 0.00873. (Equivalent to one-half of one degree.)

LAGdTAU: Double precision lag time divided by TAUROD, scaled B0 and unitless. Program notation LAG/TAU; part of the erasable load.

LAND, LANDTEMP: Double precision position vector of the landing site, scaled B24 in units of meters, measured from the center of the moon and expressed in the Platform coordinate system.

LANDMAG: Double precision radius magnitude of the landing site, scaled B24 in units of meters; program notation /LAND/.

LASTTPIP: Double precision storage for the time of the previous PIPA reading during P66 (R.O.D.) computations, scaled B28 in units of centiseconds.

LEADTIME: Single precision negative of the time increment specifying how far the guidance computations are to be projected forward in P63 and P64, scaled B17 in units of centiseconds; part of the erasable load.

LM504: see COOR section.

LOOKANGL: Single precision landing site elevation angle, scaled B14 in units of degrees. LOOKANGL is calculated as the complement of the angle between the LM +X axis and the negative LOS, which is equivalent to the angle between the LM YZ plane and the positive LOS.

LOWCRIT: Single precision upper limit on the variable throttle region in a situation of decreasing thrust commands, scaled B14 in units of DPS throttle pulses. If the throttle is set at maximum thrust, the desired thrust must fall below this limit before the program will command a throttle setting below maximum. LOWCRIT is part of the erasable load.

LUNDEX: Single precision index scaled B14 and unitless.

MASS: See SERV section.

MAXFORCE: Double precision maximum thrust that P66 will command, scaled B12 in units of kilogram meter per centisecond squared; part of the erasable load.

MINFORCE: Double precision minimum thrust that P66 will command, scaled B12 in units of kilogram meter per centisecond squared; part of the erasable load.

MODREG: See DATA section.

[MOONMAT]: See COOR section.

[NBSMMAT]: See COOR section.

NGUIDSUB: Single precision counter scaled B14 and unitless.

NIGNLOOP: Single precision counter scaled B14 and unitless.

OGABIAS: See BURN section.

OLDPIPA: Single precision storage for the accelerometer readings (PIPA) performed at time THISTPIP for P66 computations, scaled B14 in units of centimeters per second. Note that this is different from the normal two second cycle PIPA reading which is made at PIPTIME.

OUTOFPLN: Double precision distance of the landing site from the LM orbital plane at the projected time of ignition, scaled B24 in units of meters. (Positive if the orbital plane is to the right of the landing site, looking in the direction of travel.)

PIF: Double precision change in the desired thrust level, scaled B14 in units of DPS throttle pulses.

PIFPSET: Single precision bias on the throttle command, scaled B14 in units of DPS throttle pulses.

PIPA, PIPATMP: See SERV section.

PIPABIAS_x, PIPABIAS_y, PIPABIAS_z: See IMJC section.

PIPTIME, PIPTIME1: See SERV section.

POINTVSM: See ATTM section.

POLDPIPA: Single precision storage for the previous cycle value of OLDPIPA, scaled B14 in units of centimeters per second; program notation RUPTRREG.

PREC: Single precision specification of the precision to which "ROOTPSRS" is to converge, scaled B0 and unitless.

PROJ, PROJ1, PROJ2: Single precision projection of the Y Descent Guidance coordinate system axis onto the unit normal to the plane defined by the X body axis and the line-of-sight vector, and the difference between that projection and its upper and lower bounds; scaled B3 and unitless.

PSEUDO55: Single precision storage for telemetry of the throttle command sent to the descent engine, scaled B14 in units of throttle pulses. (See definition of THRUST.)

R6OSAVE: Double precision temporary storage for the UNFC vector, scaled B7 in units of meters per centisecond.

R: Double precision navigated present position vector of the LM, scaled B24 in units of meters, measured from the center of the moon and expressed in the Platform coordinate system.

TDEC1: See ORBI section.

TEM: See SERV section.

TEND₀: Single precision quantity representing the time at which the approach phase (P64) is selected (i.e. WCHPHASE goes from 0 to 1 thus selecting P64), scaled B17 in units of centiseconds; program notation TENDBRAK; part of the erasable load.

TEND₁: Single precision quantity representing the time at which the vertical phase (P65) is selected (i.e. WCHPHASE goes from 1 to 2 thus selecting P65 provided the Mode Control switch is in the Auto position and RODCOUNT = 0; otherwise P66 is selected), scaled B17 in units of centiseconds; program notation TENDAPPR; part of the erasable load.

TET: See ORBI section.

THISTPIP: Double precision time of PIPA readings for P66 (R.O.D.) computations, scaled B28 in units of centiseconds. Note that this is a different reading than that which is taken at PIPTIME.

THRDISP: Single precision quantity representing the percent that desired thrust is of 10,500 lbf. for display in Noun 92, scaled B14 and unitless.

THRUST: Cell used to provide DPS throttle commands by setting bit 4 of channel 14; scaled B14 in units of DPS throttle pulses. One pulse corresponds to about 12.532 newtons or 2.8173 pounds force (depending on erosion of the DPS nozzle), and the maximum command recognized by the throttle is 3428 pulses or about 42,960 newtons or 9658 pounds force.

TIG: see BURN section.

TIMENOW: see EXVB section.

TLAND: Double precision nominal time of lunar landing, scaled B28 in units of centiseconds; part of the erasable load.

TPIP, TPIPOLD: Double precision storage for consecutive times of entry in the TTF incrementing routine, scaled B28 in units of centiseconds and used to increment TTF.

TREDES: Single precision time remaining to redesignate the landing site, scaled B14 in units of seconds (limited to 99).

TRKMKCNT: See RNAV section.

TTF, TTFTMP: Double precision negative time from the end of the present descent guidance phase, scaled B17 in units of centiseconds.

TTFADGZ₀: Double precision Z component of TARGADG₀ multiplied by 6; scaled B-4 in units of meters per centisecond squared; program notation ABRFG* or ADG2TTF₀; part of the erasable load.

TTFADGZ₂₈: Double precision Z component of TARGADG₂₈ multiplied by 6; scaled B-4 in units of meters per centisecond squared; program notation AAPFG* or ADG2TTF₂₈; part of the erasable load.

TTFDISP: Double precision storage for TTF for display purposes, scaled B28 in units of centiseconds.

TTFJDGZ₀: Double precision Hi-gate jerk aimpoint, Z component only, scaled B-21 in units of meters per centisecond cubed; program notation JBRFG* or JDG2TTF₀; part of the erasable load.

TTFJDGZ₂₈: Double precision Lo-gate jerk aimpoint, Z component only, scaled B-21 in units of meters per centisecond cubed; program notation JAPFG* or JDG2TTF₂₈; part of the erasable load.

TTFVDGZ₀: Double precision Z component of TARGVDG₀ multiplied by 18; scaled B13 in units of meters per centisecond; program notation VBRFG* or VDG2TTF₀; part of the erasable load.

TTFVDGZ₂₈: Double precision Z component of TARGVDG₂₈ multiplied by 18; scaled B13 in units of meters per centisecond; program notation VAPFG* or VDG2TTF₂₈; part of the erasable load.

TTHROT: Single precision time of the last throttle command, scaled B14 in units of centiseconds.

UNITR: See SERV section.

UNFC: See BURN section. During the pre-ignition phase computations for the powered descent maneuver (P63), UNFC represents the Delta-V vector for the pre-full throttle thrust, scaled B7 in units of meters per centisecond.

UNWC: See BURN section.

V2FG: Double precision vector constant representing the velocity aim conditions for P65 velocity nulling computations, scaled B10 in units of meters per centisecond; part of the erasable load.

V: Double precision present navigated velocity vector of the LM, scaled B7 in units of meters per centisecond and expressed in the Platform coordinate system.

VBIAS: Double precision velocity bias factor based on PIPA bias values for P66 (R.O.D.) computations, scaled B8 in units of meters per centisecond.

VDGVERT: Double precision vertical component of velocity desired in the final (vertical) phase of descent, scaled B7 in units of meters per centisecond; altered in response to astronaut commands during manual descent control.

VGU: Double precision velocity vector of the LM relative to the rotating moon, scaled B10 in units of meters per centisecond and expressed in the Descent Guidance coordinate system.

WCHPHASE: Single precision index scaled B14 and unitless. Set to -1 in the pre-ignition phase ("P63LM"), 0 at ignition ("P63IGN"), 1 when TTF (negative) is greater than minus $TEND_0$ ("EXTLOGIC"), and 2 when TTF is greater than minus $TEND_1$ or when the astronaut switches out of automatic control selecting P66 ("EXTLOGIC" or "LUNLAND").

WCHPHOLD: Single precision storage for WCHPHASE to preserve the present guidance mode through the present guidance cycle when WCHPHASE changes.

WCHVERT: Single precision flag to indicate whether the final (vertical) phase of guidance is under control of P65 (WCHVERT = 0) or P66 (WCHVERT = 2), scaled B14 and unitless.

WHICH: See BURN section.

WM: Double precision mean angular velocity vector of the moon, scaled B-17 in units of radians per centisecond and expressed in the Platform coordinate system.

XNBPIP, YNBPIP, ZNBPIP: See SERV section.

ZERLINA: Single precision counter scaled B14 and unitless.

ZOOMTIME: See BURN section.



Extended Verbs

GOEXTVB Proceed to routine specified by the contents of T_{Sextfan}

<u>T_{Sextfan}</u> (verb)		<u>Starting address of routine</u>	<u>Function</u>
0	40	VBZERO	zero IMU CDU or Rendezvous Radar CDU
1	41	VBCKARK	coarse align (ICDU or RRCDU)
2	42	IMUFINEK	fine align IMU
3	43	IMUATTCK	load IMU attitude error needles
4	44	RRDESEND	terminate continuous designate
5		ALM/END	not defined
6		ALM/END	not defined
7	47	V47TXACT	AGS initialization
8	48	DAPDISP	load autopilot data
9	49	CREWMANU	start automatic attitude maneuver
10	50	GOLOADLV	please perform
11		ALM/END	not defined
12	52	GOLOADLV	please mark X
13	53	GOLOADLV	please mark Y
14	54	GOLOADLV	please mark X or Y
15	55	ALINTIME	align time
16	56	TRMTRACK	terminate tracking
17	57	LRON	permit landing radar updates
18	58	LROFF	inhibit landing radar updates
19	59	LRPOS2K	LR to position 2
20	60	RATEDISP	display DAP estimated rates
21	61	DAPATTER	display DAP attitude error
22	62	TOTATTER	display total attitude error
23	63	RO4	sample radar once/second
24	64	VB64	calculate and display S-band ant. angles
25	65	SNUFFOUT	docked U-V control disable
26	66	ATTACHED	attached
27	67	V67	W matrix monitor
28	68	ALM/END	not defined
29	69	VERB69	cause restart
30	70	V70UPDAT	update liftoff time
31	71	V71UPDAT	universal update - block address
32	72	V72UPDAT	universal update - single address
33	73	V73UPDAT	update AGC time (octal)
34	74	DNEDUMP	initialize downlink for erasable dump
35	75	OUTSNUFF	remove U-V control disable
36	76	MINIMP	minimum impulse mode
37	77	NOMINIMP	rate command mode
38	78	R77	start LR spurious return test
39	79	R77END	terminate LR spurious return test

<u>TSextfan</u> (verb)	<u>Starting address of routine</u>	<u>Function</u>
40 80	LEMVEC	update IM state vector
41 81	CSMVEC	update CSM state vector
42 82	V82PERF	request orbit param display (R30)
43 83	V83PERF	request rend param display (R31)
44	ALM/END	not defined
45 85	VERB85	display RR LOS azimuth and elevation
46	ALM/END	not defined
47	ALM/END	not defined
48	ALM/END	not defined
49 89	V89PERF	align X or Z IM axis along LOS (R63)
50 90	V90PERF	out of plane rend display
51 91	GOSHOSUM	display bank sum
52 92	SYSTEST	operate IMU performance test
53 93	WMATRIXNG	clear RENDWFLG
54	ALM/END	not defined
55 95	UPDATOFF	no state vector update allowed
56 96	VERB96	interrupt integration and go to POOH
57 97	GOLOADLV	please verify engine failure
58	ALM/END	not defined
59 99	GOLOADLV	please enable engine

ALM/END Switch bit 7 of channel 11 to 1 (operator error)

Proceed to "PINBRNCH"

TESTXACT If EXTVBACT > 0, proceed to "ALM/END"

If FLAGWRD4 bit 14 (PRIODFLG), 12 (PDSFFLAG) or 7 (PRONVFLG) = 1:

Proceed to "ALM/END"

EXTVBACT = 00025₈ (set bits 1, 3, and 5)

TSvn = -2

Perform "NVSUB" with TSmonopt = 00000₈

Check for new job waiting, and perform it if required

Return

If FLAGWRD1 bit 5 (TRACKFLG) = 0, proceed to "PINBRNCH"
 Switch FLAGWRD1 bits 5 (TRACKFLG) and 7 (UPDATFLG) to 0
 Switch FLAGWRD0 bit 8 (IMUSE) to 0
 Perform "INTSTALL"
 Clear P20, P25 restart logic and inhibit interrupts
 Perform "STOPRATE"
 Perform "RESTORDB"
 Switch RADMODES bits 10 (DESIGFLG) and 15 (CDESFLAG) to 0
 Switch bits 14 and 2 of channel 12 to 0 (disable tracker and
 Proceed to "GOPROG2" RR error counter)

LRON Perform "TESTXACT" (vb57)

Proceed to "DSP68" (this section)

LROFF Switch FLGWRD11 bit 8 (LRINH) to 0 (vb58)

Proceed to "PINBRNCH"

LRPOS2K If FLAGWRD7 bit 5 (AVEGFLAG) = 0: (see Anomaly Report (vb59)
 Proceed to "LRPOS2K1" No. L-1C-03)

If MODREG = 63, proceed to "V59GP63"

LRPOS2K1 Perform "RDRUSECK"

Proceed to "LRP2COMM"

RATEDISP Switch FLAGWRD0 bit 15 (NEED2FLG) to 1 (vb60)

Proceed to "PINBRNCH"

DAPATTER Switch FLAGWRD0 bits 4 (NEEDLFLG) and 15 (NEED2FLG) to 0 (vb61)

Proceed to "PINBRNCH"

• TOTATTER Switch FLAGWRD0 bit 4 (NEEDLFLG) to 1 and bit 15 (NEED2FLG) (vb62)
 to 0

Proceed to "PINBRNCH"

RO4 Perform "RDRUSECK" (this section) (vb63)

	Perform "TESTXACT"	
	Switch FLAGWRD3 bit 9 (RO4FLAG) to 1	
	Proceed to "RO4Z"	(RADR section)
<u>VB64</u>	Perform "TESTXACT"	(vb64)
	Establish "SBANDANT"	(this section) (pr04)
	End job	
<u>SNUFFOUT</u>	Switch FLAGWRD5 bit 13 (SNUFFER) to 1	(vb65)
	Proceed to "PINBRNCH"	
<u>ATTACHED</u>	If FLAGWRD8 bit 8 (SURFFLAG) = 1:	(vb66)
	Proceed to "ALM/END"	(this section)
	Establish "ATTACHIT"	(this section) (pr10)
	End job	
<u>V67</u>	Perform "TESTXACT"	(this section) (vb67)
	Establish "V67CALL"	(RNAV section) (pr05)
	End job	
<u>VERB69</u>	Cause a hardware restart	("GOPROG") (vb69)
<u>V70UPDAT</u>	UPVERBSV = 0	(vb70)
	Skip next five steps	
<u>V71UPDAT</u>	UPVERBSV = 1	(vb71)
	Skip next three steps	
<u>V72UPDAT</u>	UPVERBSV = 2	(vb72)
	Skip next step	
<u>V73UPDAT</u>	UPVERBSV = 3	(vb73)
	Perform "TESTXACT"	

VCV = BASETHV

If FLAGWRD8 bit 11 (LMOONFLG) = 1:

Switch FLAGWRD0 bit 12 (MOONFLAG) to 1

Switch FLAGWRD3 bit 4 (INTYPFLG) to 1

TET = BASETIME

Perform "INTEGRVS"

OTHCONIC RONE = RATT

VONE = VATT

Perform "INTSTALL"

Switch FLAGWRD3 bit 4 (INTYPFLG) to 1

TS = TAT

OTHINT TDEG1 = TS

Switch FLAGWRD0 bit 12 (MOONFLAG) to 0

RCV = BASEOTP

VCV = BASEOTV

If FLAGWRD8 bit 11 (LMOONFLG) = 1:

Switch FLAGWRD0 bit 12 (MOONFLAG) to 1

TET = BASETIME

Perform "INTEGRVS"

COMPDISP RANGE = $|\underline{RATT} - \underline{RONE}|$

RRATE = $\text{unit}(\underline{RATT} - \underline{RONE}) \cdot (\underline{VATT} - \underline{VONE})$

Perform "CDUTRIG"

Perform "NBTOSM"

$\underline{ZNBrf} = [\underline{REFSMMAT}]^T [\underline{NBSMMAT}] \underline{K:UNITZ}$

$\underline{TSp} = \text{unit}(\underline{ZNBrf} - (\underline{ZNBrf} \cdot \text{unit}\underline{RONE}) \text{unit}\underline{RONE})$

$\underline{TSu} = ((\text{unit}\underline{RONE} * \underline{VONE}) * \text{unit}\underline{RONE}) \cdot \underline{TSp}$

RTHETA = arccos($\underline{TSp} \cdot \underline{ZNBrf} \text{ signTSu}$)

If $\text{unit}\underline{RONE} \cdot \underline{ZNBrf} < 0$, RTHETA = 1 - RTHETA

If bit 5 of EXTVBACT = 0, proceed to "ENDEXT"

Set bit 12 of EXTVBACT to 1

Proceed to "REV83"

GETRVN

$\underline{RONE} = \underline{RN}$

(change to pr22)

$\underline{VONE} = \underline{VN}$

$\underline{TS1} = \underline{VCSM}$

$\underline{TS2} = \underline{RCSM}$

TS = PIPTIME

(change to pr03)

If FLAGWRD6 bit 8 (MUNFLAG) = 0:

Perform "INTSTALL"

Switch FLAGWRD3 bit 4 (INTYPFLG) to 0

Proceed to "OTHINT"

$\underline{RATT} = \underline{TS2} [\underline{REFSMAT}]$

(note that \underline{RATT} and \underline{VATT} are equivalent to locations 0D and 6D, respectively, of the pushdown list)

$\underline{VATT} = \underline{TS1} [\underline{REFSMAT}]$

Proceed to "COMPDISP"

R36

$\underline{DSPTMX}_{dp} = \underline{TIG}$

(vb90)

Proceed to "GOXDSPF" with TS = K:VO6N16 (\underline{DSPTMX})
(If terminate, proceed to "ENDEXT"; if proceed, continue at next step; if other response, repeat this step.)

TDEC1 = DSPTMX

If $\underline{DSPTMX} = 0$, TDEC1 = TIMENOW

Perform "CSMPREC"

$\underline{RPASS36} = \underline{RATT}$

$\underline{UNP36} = \text{unit}(\underline{VATT} * \text{unit}\underline{RATT})$

TDEC1 = TAT

Perform "LEMPREC"

$\underline{TSlos} = \underline{RPASS36} - \underline{RATT}$

RANGE = RATT * UNP36

RRATE = VATT * UNP36

TSuf = unit((unitRATT * VATT) * unitRATT)

If overflow, TSuf = unit(1, TSuf_y, TSuf_z)

TSulos = unit(TSlos - (unitRATT * TSlos) unitRATT)

If overflow, TSulos = unit(1, TSulos_y, TSulos_z)

RTHETA = arcos(TSulos * TSuf)

If (TSulos * TSuf * RATT) < 0, RTHETA = 1 - RTHETA

Proceed to "GOXDSPF" with TS = K:VO6N90 (RANGE, RRATE, RTHETA)
(If terminate, proceed to "ENDEXT"; if proceed, proceed to
"ENDEXT"; if other response, proceed to "R36")

SBANDANT TDECL = TIMENOW

Perform "LEMCONIC"

If PBODY = 0: (means earth)

TS = RATT

Skip next three lines

TSt = TAT

Perform "LSPOS"

TS = (K:REMDIST VMOON) + RATT

TS = -unitTS

Perform "CDUTRIG"

TS = [REFSMAT] TS (transform to stable member)

PITCHANG_{dp} = +0

YAWANG_{dp} = +0

Perform "SMTONB"

$\underline{RLM} = [\underline{SMNBMAT}] \underline{TS}$

$\underline{RLMTEMP} = \underline{RLM}$

$\underline{RLMYTEMP} = \underline{RLM}_y$

$\underline{RLM}_y = (\underline{RLM}_y - \underline{RLM}_x) K:LOVSQRT2$

$\underline{RLM}_x = (\underline{RLMYTEMP} + \underline{RLM}_x) K:LOVSQRT2$

$\underline{TS2} = \underline{RLM} - (\underline{RLM} \cdot \underline{K}:UNITY) \underline{K}:UNITY$

$\underline{TS2} = \text{unit}\underline{TS2}$; if overflow, proceed to "SBANDEX"

$\underline{RLM} = -(\underline{TS2} * \underline{K}:UNITZ)$

$\underline{TS} = \underline{RLM} \cdot \underline{K}:UNITY$

$\underline{PITCHANG} = \arcsin(\text{sign}\underline{TS} |\underline{RLM}|)$

$\underline{TS1} = \underline{TS2} \cdot \underline{K}:UNITZ$

If $\underline{TS1} < 0$:

$\underline{PITCHANG} = 0.5 - \underline{PITCHANG}$

$\underline{RLM} = \text{unit}\underline{RLMTEMP} * \underline{TS2}$

$\underline{TS} = (\underline{K}:UNITX \cos\underline{PITCHANG}) - (\underline{K}:UNITZ \sin\underline{PITCHANG})$

$\underline{TS} = \underline{TS} \cdot \underline{RLM}$

$\underline{YAWANG} = \arcsin(\text{sign}\underline{TS} |\underline{RLM}|)$

SBANDEX If bit 5 of EXTVBACT = 0, proceed to "ENDEXT" (change to pr05)

Perform "GOXDSPFR" with $\underline{TS} = K:VO6N51$ (PITCHANG, YAWANG)
(If terminate or proceed, set bit 5 of EXTVBACT = 0 and end
job; if other response, end job.)

(change to pr04)

$\underline{TS} = 100_2$

Perform "BLANKET"

Proceed to "SBANDANT"

ATTACHIT Perform "INTSTALL"

Switch FLAGWRD8 bit 12 (CMOONFLG) to 1

If FLAGWRD8 bit 11 (LMOONFLG) = 0:

Switch FLAGWRD8 bit 12 (CMOONFLG) to 0

Inhibit interrupts

XKEPCSM = XKEPLEM

TCCSM = TCLEM

VVCVCSM = VCVLEM

RCVCSM = RCVLEM

NUVCSM = NUVLEM

DELTA~~T~~CSM = DELTALEM

TETCSM = TETLEM

VRECTCSM = VRECTLEM

RRECTCSM = RRECTLEM

Release interrupt inhibit

If FLAGWRD8 bit 8 (SURFFLAG) = 1, proceed to "USEPIOS"

Perform "MOVEPLEM"

Set FLAGWRD0 bit 12 (MOONFLAG) = FLAGWRD8 bit 11 (LMOONFLG)

PBODY = 0

If FLAGWRD0 bit 12 (MOONFLAG) = 1, PBODY = 2

Perform "SVDWN1" (scaling controlled by PBODY)

QPRET = "PINBRNCH"

Proceed to "INTWAKE"

RDRUSECK If FLAGWRD3 bit 11 (NOR29FLG) = 0, proceed to "ALM/END"

If FLAGWRD5 bit 11 (R77FLG) = 1, proceed to "ALM/END"

If FLAGWRD7 bit 6 (V37FLG) = 0, skip next line

If FLAGWRD11 bit 15 (LRBYPASS) = 0, proceed to "ALM/END"

If FLAGWRD1 bit 5 (TRACKFLG) = 0, return

Proceed to "ALM/END"

DSP68 Perform "GOKDSPFR" with TS = K:V06N68 (RRANGEDSP, TTFDISP, DELTAH)
(If terminate, set bits 5 and 1 of EXTVBACT = 0 and end job;
if proceed, proceed to "SET57"; if other response, end job.)

WAIT68 Delay two seconds

If bit 5 and bit 1 of EXTVBACT = 0, proceed to "ENDEXT"

If bit 5 of EXTVBACT = 1, proceed to "DSP68"

Perform "GOMARK3R" with TS = K:V50N68 (RRANGEDSP, TTFDISP, DELTAH)
(If terminate or proceed, set bits 5 and 1 of EXTVBACT = 0
and end job; if other response, proceed to "RESET57".)
(TS is formed by adding 13000₈ to K:V06N68)

Proceed to "WAIT68"

SET57 Switch FLGWRD11 bit 8 (LRINH) to 1

Set bit 5 of EXTVBACT = 0

End job

RESET57 Switch FLGWRD11 bit 8 (LRINH) to 0

EXTVBACT = 00025₈

End job

LRP2COMM Perform "LRPOS2" (See Anomaly Report No. L-1C-03)

Perform "RADSTALL"

If RADGOOD = 0, perform "ALARM" with TS = 00523₈

Proceed to "PINBRNCH"

V59GP63 RPCRTIME = 37777₈

RPCRTQSW = -1

Proceed to "PINBRNCH"

K:RPAD: Double precision constant stored as 6373338×2^{-29} , scaled B29 in units of meters. Equation value: 6373338.

K:RSCALE: Double precision constant stored as 3.280839×2^{-3} , scaled B3 in units of feet per meter. Equation value: 3.280839.

K:TFF0, K:TFF1, K:TFF2, K:TFF3, K:TFF4, K:TFF5: Six double precision constant coefficients of a polynomial approximation. Scaled B0 and unitless. Equation value:

0.3333333333
-0.1999819135
0.1418148467
-0.101310997
0.05609004986
-0.01536156925

K:TSCALE: Double precision constant stored as 100×2^{-10} , scaled B10 in units of centiseconds per second. Equation value: 100.

K:UNITX, K:UNITZ, K:UNITY: See SERV section.

K:VSCALE: Double precision constant stored as 328.0839×2^{-9} , scaled B9 in units of feet per second/meters per centisecond. Equation value: 328.0839.

MMNUMBER: See PGSR section.

MODREG: See DATA section.

MPAC: See DINT section.

mTPER: Double precision time to perigee, scaled B28 in units of centiseconds.

NEWJOB: See MATX section.

NUVCSM, NUVLEM: See ORBI section.

[NBSMMAT]: See COOR section.

NOUNREG: See DATA section.

OPTIONX₀, OPTIONX₁: Display registers used by noun 12 with extended verbs. Similar to OPTION1, OPTION2. Same register as DSPTMX.

PBODY: See ORBI section.

PIPTIME: See SERV section.

PITCHANG: Cell used to contain the pitch gimbal angle required to point the S-band antenna toward the center of the earth. Scaled B0, in units of revolutions.

QPRET: See ORBI section.

QTERM: Double precision product of the cotangent of flight path angle at RTERM and the square root of semi-latus rectum, scaled B16 (earth) or B15 (moon) in units of meters to the one-half power.

RADCADR, RADGOOD, RADMODES: See RADR section.

RANGE, RRATE: Double precision range and range-rate, scaled B29 for range in units of meters and B7 for range-rate in units of meters per centisecond.

RAPO, RPER: Double precision radius at apogee and perigee, scaled B29 (earth) or B27 (moon) in units of meters.

RATT, VATT, TAT: See ORBI section.

RCSM: See SERV section.

RCV, VCV: See CONC section.

RCVCSM, RCVLEM: See ORBI section.

RRECTCSM, RRECTLEM: See ORBI section.

[REFSMMAT]: See COOR section.

RLM: Double precision vector defined by transforming the unit line-of-sight vector (reference coordinates) first into stable member then into navigation base coordinates, and finally rotated and compensated by the orientation of the S-band antenna mount with respect to the navigation base.

RLMTEMP: Temporary storage location for RLM to be used in later calculations.

RLMYTEMP: Temporary storage location for RLM_y.

RLS: See CONC section.

RMAG1: Double precision magnitude of RONE, scaled B29 (earth) or B27 (moon) in units of meters.

RN, VN: See SERV section.

RONE, VONE: Double precision position and velocity vectors at TSTART82; scaled B29 (earth) or B27 (moon) for position, and B7 (earth) or B5 (moon) for velocity. Position is in units of meters, with velocity in units of meters/centisecond.

RPADTEM: Double precision radius of launch site on earth or moon for use as a base for computing altitude, scaled B29 (earth) or B27 (moon) in units of meters.

RPASS36: Double precision vector storage for CSM position vector in routine 36, scaled B29 in units of meters.

RPCRTIME: See SERV section.

RPCRTQSW: See SERV section.

RSAMPDT: See RADR section.

RTERM: Double precision terminal radius for calculation of TFF, scaled B29 (earth) or B27 (moon) in units of meters.

RTHETA: Double precision angle between LM +Z axis and the local horizontal, scaled B0 in units of revolutions.

SAMPTIME: See DSKY section.

[SMNBMAT]: See ORBI section.

TCCSM, TCLEM: See ORBI section.

TDECL: See ORBI section.

TEPHEM: See COOR section.

TET, TETCSM, TETLEM: See ORBI section.

TFF: Double precision time of free fall to RTERM, scaled B28 in units of centiseconds.

TFFdALF: Double precision semi-major axis, stored in units of meters with variable scaling.

TFFALFA: Double precision reciprocal of the semi-major axis, stored in units of meters with variable scaling.

TFFDELQ: Double precision difference between -QTERM and TFFQ1, scaled B16 (earth) or B15 (moon).

TFFdRTMU: Double precision reciprocal of the square root of mu of primary body; variable scaling.

TFFNP: Double precision semi-latus rectum, stored in units of meters with variable scaling.

TFFQ1: Intermediate quantity calculated in "CALCTFF", scaled B16 (earth) or B15 (moon).

TFFRTALF: Double precision square root of TFFALFA, stored in meters with variable scaling.

TFFTEM: Double precision intermediate variable used in "CALCTFF", stored in units of meters with variable scaling.

TFFVSQ: Double precision value of the complement of the square of the velocity divided by the root of mu; variable scaling.

TFFX: Double precision universal variable, scaled B0 and unitless.

THETAD: See COOR section.

TIG: See BURN section.

TIMENOW: Double precision current time scaled B28 in units of centiseconds; a computer counter incremented every centisecond automatically, and modified by verbs 55, 70 and 73.

TSTART82: Double precision start time of the verb 82 routines, scaled B28 in centiseconds; used to update TFF from its value at the time of verb 82 initialization to a value corresponding to the time at which it is displayed. Also used to update mTPER.

UNP36: Double precision vector storage for normal to the CSM orbital plane, scaled B1 and unitless.

UPBUFF₀₋₁₉: Single precision buffer cells for P27 updates.

UPCOUNT: Single precision number of components received in a P27 update, scaled B14 and unitless.

UPODMOD: Single precision storage for the value of MODREG at the initialization of a P27 update.

UPTEMP: Single precision storage for the number of a P27 update component to be corrected or for an address of a cell to be updated.

UPVERBSV, UPVERB: Single precision indication of the verb that initiated a P27 update, scaled B14 and unitless.

V82FLAGS: Single precision flagword used in verb 82 routines. Bit two is set when only TFF is computed and bit one is set when mTPER is computed.

VMOON: See COOR section.

VONEPR: Double precision value of VONE TFFdRTMU, scaled B-10 (earth) or B-9 (moon).

VCSM: See SERV section.

VCVCSM, VCVLEM: See ORBI section.

VRECTCSM, VRECTLEM: See ORBI section.

IMU Computations

SVCT3 (This task is used as part of the waitlist control and is entered every 81.93 seconds)

If FLAGWRD2 bit 15 (DRIFTFLG) = 1:

 If IMUCADR = +0, establish "NBDONLY" (pr35)

 If IMUCADR \neq +0, call "SVCT3" in 5.0 seconds

End task

1/GYRO $\underline{GCOMP} = \underline{GCOMP}$ rescaled to B21 pulses (truncated at 2^{-7} pulses)

TS = address of \underline{GCOMP}

Perform "IMUPULSE"

Perform "IMUSTALL"

If ISSGOOD = 0, End job

$\underline{GCOMP} =$ fractional part of \underline{GCOMP} rescaled to B14 pulses

End job

NBDONLY If GCOMP SW < 0, End job

Inhibit interrupts

If FLAGWRD2 bit 15 (DRIFTFLG) = 0, End job

TS = 0

If FLAGWRD8 bit 8 (SURFFLAG) = 1:

 TS = 00200_8

 Perform "PIPASR" skipping first step

TS1 = 1dPIPADT

1dPIPADT = TIMENOW_{1s} (load present time)

Release interrupt inhibit

TSt = 1dPIPADT - TS1 (present time - previous time)

NBD2 Tst = Tst (corrected for possible overflow of TIMENOW counter)

GCOMP SW = 0

If TS > 0: (SURFFLAG set)

$$\underline{GCOMP} = \underline{GCOMP} + \begin{bmatrix} -\text{ADIA}X & \text{ADSR}AX & 0 \\ 0 & -\text{ADIA}Y & \text{ADSR}AY \\ 0 & -\text{ADSR}AZ & -\text{ADIA}Z \end{bmatrix} \underline{DELV}$$

$$\underline{GCOMP} = \underline{GCOMP} - \text{Tst} \begin{bmatrix} \text{NBD}X \\ \text{NBD}Y \\ -\text{NBD}Z \end{bmatrix}$$

If $|\underline{GCOMP}_x| > 2$, GCOMP SW = $|\underline{GCOMP}_x| - 2$

If $|\underline{GCOMP}_y| > 2$, GCOMP SW = $|\underline{GCOMP}_y| - 2$

If $|\underline{GCOMP}_z| > 2$, GCOMP SW = $|\underline{GCOMP}_z| - 2$

If GCOMP SW > 0, proceed to "1/GYRO"

End job

1/PIPA If GCOMP SW < 0, return

$$\underline{DELV}_{dp} = \underline{DELV}_{sp} + \begin{bmatrix} \text{PIP}ASCF_x & 0 & 0 \\ 0 & \text{PIP}ASCF_y & 0 \\ 0 & 0 & \text{PIP}ASCF_z \end{bmatrix} \underline{DELV}_{sp} - 1d\text{PIP}ADT \begin{pmatrix} \text{PIP}ABIAS_x \\ \text{PIP}ABIAS_y \\ \text{PIP}ABIAS_z \end{pmatrix}$$

GCOMP SW = 0

$$\underline{GCOMP} = \underline{GCOMP} + \begin{bmatrix} -\text{ADIA}X & \text{ADSR}AX & 0 \\ 0 & -\text{ADIA}Y & \text{ADSR}AY \\ 0 & -\text{ADSR}AZ & -\text{ADIA}Z \end{bmatrix} \underline{DELV} - 1d\text{PIP}ADT \begin{pmatrix} \text{NBD}X \\ \text{NBD}Y \\ -\text{NBD}Z \end{pmatrix}$$

If $|\underline{GCOMP}_x| > 2$, GCOMP SW = $|\underline{GCOMP}_x| - 2$

If $|\underline{GCOMP}_y| > 2$, GCOMP SW = $|\underline{GCOMP}_y| - 2$

LOC = IMUCADR

ISSGOOD = 0

Wake job put to sleep in "IMUSTALL"

IMUCADR = +0

End task

ATTCK2

CDU_z CMD = THETAD_z K:ONETENTH

CDU_y CMD = THETAD_y K:ONETENTH

CDU_x CMD = THETAD_x K:ONETENTH

Switch bits 13, 14 and 15 of channel 14 to 1 (send CDU_i CMD's)

End task

RO2BOTH

If FLAGWRD3 bit 13 (REFSMFLG) = 1:

 Switch FLAGWRD0 bit 8 (IMUSE) to 1

 Return

If bit 9 of IMODES30 = 1: (IMU not operating)

 Perform "ALARM" with TS = 00210₈

If bit 9 of IMODES30 = 0: (REFSMAT invalid)

 Perform "ALARM" with TS = 00220₈

Proceed to "GOTOPOOH"

Quantities in Computations

ldPIPADT: Single precision time interval for application of PIPA biases and gyro drift compensation, scaled B8, or storage for present time for the purpose of computing that time interval, scaled B14, in units of centiseconds.

ADIIAX: Single precision angular drift of the X gyro around its output axis caused by linear acceleration of the IMU in the direction of the X gyro input axis (+XSM), scaled B-6 in units of gyro pulses / centimeters per second. (One gyro pulse corresponds to 2^{-21} revolutions.)

ADIIAY: Single precision angular drift of the Y gyro around its output axis caused by linear acceleration of the IMU in the direction of the Y gyro input axis (+YSM), scaled B-6 in units of gyro pulses / centimeters per second.

ADIIAZ: Single precision angular drift of the Z gyro around its output axis caused by linear acceleration of the IMU in the direction of the Z gyro input axis (+ZSM), scaled B-6 in units of gyro pulses / centimeters per second.

ADSRAX: Single precision angular drift of the X gyro around its output axis caused by linear acceleration of the IMU in the direction of the X gyro spin-reference axis (-YSM), scaled B-6 in units of gyro pulses / centimeters per second.

ADSRAY: Single precision angular drift of the Y gyro around its output axis caused by linear acceleration of the IMU in the direction of the Y gyro spin-reference axis (-ZSM), scaled B-6 in units of gyro pulses / centimeters per second.

ADSRAZ: Single precision angular drift of the Z gyro around its output axis caused by linear acceleration of the IMU in the direction of the Z gyro spin-reference axis (+YSM), scaled B-6 in units of gyro pulses / centimeters per second.

CDU (CDU_x, CDU_y, CDU_z): Single precision vector containing the measured values^x of the IMU gimbal angles (outer, inner and middle gimbal in X, Y, and Z components, respectively), scaled B-1 in units of revolutions and stored in two's complement form. Each component is an LGC input counter incremented directly from the Coupling Data Unit in response to changes in the IMU gimbal angles.

CDU_i CMD ($i = x, y$ or z): Three single precision counters scaled B1 in units of revolutions, gated to the ICDU Error Counters by setting bits 15, 14 and 13 of channel 14. Bits 15-13 reset when respective counters reach -0.

COMMAND: Temporary storage for changes to the three gimbal angles during coarse alignment, scaled B1 in units of revolutions.

DELV: See SERV section.

DSPTAB₁₁: See INTR section.

E_{LGYRO}: Double precision vector containing three desired gyro torque angles whose address is specified at entry to the IMUPULSE routine, scaled B21 in units of revolutions. E_{LGYRO} = GCOMP or (OGC,IGC,MGC).

GCOMP: Double precision vector containing required gyro compensation angles, scaled B14 (or B21) in units of gyro pulses (1 gyro pulse = 2^{-21} revolutions).

GCOMP_{SW}: Single precision switch indicating whether gyro compensation is required or inhibited, scaled B14 and unitless.

GYROCMD: Computer cell counted down as torquing pulses are sent to one of the gyros, scaled B14 in units of gyro pulses. Used for commands to all three gyros; the pulse train is initiated by setting bit 10 of Channel 14 and it is routed to the appropriate gyro torque motor by the setting in bits 7 and 8 of Channel 14.

GYRODEX: An index equivalent to that maintained by the program in bits 15-13 of LGYRO; used to indicate which gyro is being torqued and assigned a separate label merely for convenience in functional representation.

i,j: Single precision index registers, scaled B14 and unitless.

IMODES30: Single precision flagword whose individual bits have the following meanings:

- | | |
|--------|---------------------------------------------------------------------------------------|
| Bit 15 | (1) IMU temperature not within prescribed limits
(0) IMU temperature within limits |
| Bit 14 | (1) ISS turn-on delay not in effect
(0) ISS turn-on delay initiated and in effect |
| Bit 13 | (1) IMU good
(0) IMU fail |
| Bit 12 | (1) ICDU good
(0) ICDU fail |
| Bit 11 | (1) IMU not externally caged
(0) IMU caged, externally |
| Bit 10 | (1) PIPA good (identical to bit 13 of <u>I</u> MODES33)
(0) PIPA fail |
| Bit 9 | (1) IMU off
(0) IMU operating |
| Bit 8 | (1) IMU turn-on delay in progress
(0) IMU turn-on delay complete or not initiated |
| Bit 7 | (1) IMU turn-on delay initiate
(0) IMU turn-on delay not initiated |
| Bit 6 | (1) IMU caged (Internally)
(0) IMU not caged |

- Bit 5 (1) Secondary PIPA fail monitor inhibited
(0) Secondary PIPA fail monitor enabled
- Bit 4 (1) IMU fail monitor inhibited
(0) IMU fail monitor enabled
- Bit 3 (1) CDU fail monitor inhibited
(0) CDU fail monitor enabled
- Bit 2 (1) ISS turn-on sequence failure
(0) No ISS turn-on sequence failure in effect
- Bit 1 (1) Primary PIPA fail monitor inhibited
(0) Primary PIPA fail monitor enabled

IMODES33: See INTR section.

IMUCADR: Single precision octal storage for address to return to program that is making use of the ISS and waiting for a particular operation to be accomplished.

ISSGOOD: Variable introduced as a substitute for variable return address; set to 1 or 0 to indicate whether an IMU mode switch was successfully completed (1) or not (0).

K:70degs: Single precision constant stored as -0.38888 , program notation "-70DEGS," scaled B-1 in units of revolutions. Equation value: $+0.19444$. (Equivalent to $+69.9984$ degrees.)

K:85degs: Single precision constant stored as $-0.38888 + -0.08333$, scaled B-1 in units of revolutions. Equation value: $+0.23610$. (Equivalent to $+84.99$ degrees.)

K:COARSTOL: Single precision constant stored as -0.01111 , scaled B-1 in units of revolutions. Equation value: 0.005555 . (Equivalent to $+1.9998$ degrees.)

K:commax: Single precision constant stored as -191×2^{-14} and -192×2^{-14} , program notations "-COMMAX" and "-COMMAX-", scaled B1 in units of revolutions. Equation value: $+0.0234375$. (Equivalent to $+8.4375$ degrees or half the mechanical limit of the ICDU Error Counter.)

K:GYROFRAC: Double precision constant stored as 0.215×2^{-21} , scaled B21 in units of gyro torque pulses. Equation value: 0.21875 . (The closest approximation to 0.215 with a least increment of 0.0078125 .)

K:gyromin: Single precision constant stored as 77601_g , program notation "-GYROMIN," scaled B7 in units of gyro torque pulses. Equation value: 1.0 . (1 gyro pulse is equivalent to 2^{-21} revolutions.)

K:gyrtm: Single precision constant stored as 01000_g , program notation "BIT10," scaled B0 in units of seconds per gyro torquing pulse. Equation value: $1 / 3200$.

(If UPSVFLAG > 0:)

Set FLAGWRD8 bit 12 (CMOONFLG) = FLAGWRD0 bit 12 (MOONFLAG)
Switch FLAGWRD3 bit 6 (ORBWFLAG) to 0

If UPSVFLAG < 0:

Perform "MOVEALEM"

Switch FLAGWRD8 bit 11 (LMOONFLG) to 1

Perform "SVDWN2"

Set FLAGWRD8 bit 11 (LMOONFLG) = FLAGWRD0 bit 12 (MOONFLAG)
Switch FLAGWRD5 bit 1 (RENDWFLG) to 0

UPSVFLAG = 0

Perform "INTWAKE1"

Return

P76

Switch FLAGWRD1 bit 5 (TRACKFLG) to 1

DELVOV = DELVLVC

Proceed to "GOFLASH" with TS = K:VO6N33 (TIG)
(If terminate, proceed to "ENDP76" if proceed, continue at next step; other response, repeat this step.)

Proceed to "GOFLASH" with TS = K:VO6N84 (DELVOV)
(If terminate, proceed to "ENDP76" if proceed, continue at next step; other response, repeat this step.)

Switch FLAGWRD2 bit 1 (NODOFLAG) to 1

TDEC1 = TIG

Perform "CSMPREC"

$$\underline{TSv} = \left[\begin{array}{l} \text{unit}(\text{unit}_{\underline{RATT}} * \underline{VATT}) * \text{unit}_{\underline{RATT}} \\ \text{unit}(\underline{VATT} * \text{unit}_{\underline{RATT}}) \\ - \text{unit}_{\underline{RATT}} \end{array} \right]^T \quad \underline{DELVOV} + \underline{VATT}$$

Perform "INTSTALL"

Set FLAGWRD0 bit 12 (MOONFLAG) = FLAGWRD8 bit 12 (CMOONFLG)
VCV = TSv (scaling controlled by MOONFLAG)
RCV = RATT
TET = TIG
Switch FLAGWRD3 bit 4 (INTYPFLG) to 0
TDECL = TETLEM
Perform "INTEGRVS"
Perform "INTSTALL"
RRECT = RATT
RCV = RATT
TET = TAT
VRECT = VATT
VCV = VATT
TDELTAV = 0
TNUV = 0
TC = 0
XPREV = 0
Switch FLGWRD10 bit 7 (REINTFLG) to 1
Perform "MOVEACSM"
Switch FLAGWRD8 bit 12 (CMOONFLG) to 1
Perform "SVDWN1"
Set FLAGWRD8 bit 12 (CMOONFLG) = FLAGWRD0 bit 12 (MOONFLAG)
Perform "INTWAKE1"
Switch FLAGWRD2 bit 1 (NODOFLAG) to 0

Program Service Routines

SLAP1 Inhibit interrupts
 Perform "STARTSUB"
 Switch DSPTAB₁₁ to 100 000 000 x0x 000₂ (INTR)
 ERCOUNT = 0 (TEST)
 FAILREG_i = 0 for i = 0, 1, 2 (PGSR)
 REDOCTR = 0 (PGSR)
 DSRUPTSW = -5120 (INTR)

DOFSTART Switch channel 11 bit 14 to 1 (bit 14 is engine off)
 THRUST = -0 (DESC)

DOFSTRT1 RCSFLAGS = 0000₄₈ (DAPA)
 ABDELV = 0 (SERV)
 NVSAVE and DSPFLG₂ = 0 (DINT)
 CH5MASK, CH6MASK, and PVALTEST = 0 (DAPA)
 ERESTORE = 0 (TEST)
 SMODE = +0 (TEST)
 DNLSTCOD = 0 (TELE)
 AGSWORD = 0 (EXVB)
 UPSVFLAG = 0 (ORBI)

Switch channels 5, 6, 12, 13, and 14 to 00000₈
 If DSPTAB₁₁ bit 4 (no attitude) and bit 6 (gimbal lock warning) both = 1:
 Switch channel 12 to 00050₈
 Make all restart groups inactive

MODREG = -0
 IMODES30 = 37411₈ (IMUC)
 DB = K:MAXDB (DAPB)
 RATEINDX = 2 (DAPB)
 DAPBOOLS = 21322₈ (DAPA)

EBANK = K:EBANK6
 STIKSENS = K:STIKSTRT (DAPA)
 RATEDB = K:RATESTRT (DAPA)
 HIASCENT = K:FULLAPS (DAPB)
 DKTRAP = K:77001OCT (DAPA)
 LMTRAP = K:77001OCT (DAPA)
 DKKAOSN and LMKAOSN = 60 (DAPA)
 LMOMEGAN = 0 (DAPA)
 DKOMEGAN = 10 (DAPA)
 DKDB = 00200₈ (DAPB)
 IMODES33 = 16040₈ (INTR)
 Switch FLAGWRD_i to 00000₈ for i = 0, 1, 2, 4, 5, 6, 9
 FLAGWRD7 = 00100₈
 FLAGWRD8 = 000 xx0 0x0 000 000₂ (leave bit 12 (CMOONFLG), bit
 11 (LMOONFLG), and bit 8 (SURFFLAG) alone)
 FLAGWRD3 = 00x 010 000 000 000₂ (leave bit 13 (REFSMFLG) alone)
 FLGWRD10 = 00x 000 000 000 000₂ (leave bit 13 (APSFLAG) alone)
 FLGWRD11 = 40000₈ (bit 15 is LRBYPASS)
 Proceed to "DUMMYJB2"
STARTSUB DNTMGOTO = "DNPHASE1" (TELE)
 RADMODES = 00102₈ + bit 6 of channel 33 (LR pos) (RADR)
STARTSB1 Set TIME3 to cause program interrupt #3 in 10 milliseconds
 Set TIME4 to cause program interrupt #4 in 30 milliseconds
 Set TIME5 to cause program interrupt #2 in 40 milliseconds
 EBANK = K:EBANK6
 Switch RCSFLAGS bit 13 to 1 (DAPA)
 T6NEXTTM₀ = 37777₈ (disable TIME6 clock) (DAPA)

Switch bit 15 of channel 13 to 0

NXT6AXIS = 0 (DAPA)

NEXTP = 00000₈ (DAPA)

Switch DAPBOOLS bit 3 (ACCSOKAY) to 0 (DAPA)

T5ADR = "DAPIDLER" (DAPA)

If FLGWRD11 bit 15 (LRBYPASS) = 1, proceed to "STARTSB2"

If STILBADH > 0, skip next line (SERV)

STILBADH = STILBADH + 1

If STILBADV > 0, proceed to "STARTSB2" (SERV)

STILBADV = STILBADV + 1

STARTSB2 Switch channel 11 to 0xx 000 000 000 00x₂
 (leave engine on/off and ISS warning alone)

Switch FLAGWRD3 bit 9 (READRFLG) to 0

If FLAGWRD3 bit 11 (NOR29FLG) ≠ 0:

RADMODES = x00 x00 xxx xxx xx0₂

Skip next line

RADMODES = x00 x0x xxx xxx xx0₂

Switch channel 12 to 0x0 xxx x00 xxx 000₂

Switch FLAGWRD5 bit 4 (NORRMON) and bit 11 (R77FLAG) to 0

Switch channel 13 to xxx 100 00x xx0 000₂

Switch channel 14 to 000 000 000 x00 000₂

EBANK = K:STARTEB

Set all 8 waitlist times to 81.93 seconds (MATX)

Set all 9 waitlist task addresses to "SVCT3" (MATX)

Make all 8 job register sets available (MATX)

DSRUPTSW = -0 (INTR)

NEWJOB = -0 (MATX)

Make all 5 VAC areas available	(MATX)
DSPTAB _i = -04000 ₈ for i = 0-10	(negative for output) (DSKY)
DELAYLOC _i = 0 for i = 0, 1, 2	(MATX)
R1SAVE = 0	(DINT)
INLINK = 00000 ₈	(TELE)
DSPCNT = 0	(INTR)
CADRSTOR = +0	(DINT)
REQRET = +0	(DSKY)
CLPASS = 0	(DSKY)
DSPLOCK = 0	(DSKY)
MONSAVE and MONSAVEL = 0	(DATA)
VERBREG and NOUNREG = 0	(DATA)
DSPLIST = +0	(DINT)
MARKSTAT = +0	(ALIN)
EXTVBACT = 0	(EXVB)
IMUCADR = +0	(IMUC)
OPTCADR = +0	(ALIN)
RADCADR = +0	(RADR)
ATTCADR = +0	(ATTM)
LGYRO = +0	(IMUC)
FLAGWRD4 = 00000 ₈ (kill display interface routine action)	
NOUT = 11	(INTR)
SAMPLIM = -1	(RADR)
IMODES33 = 001 110 000 x00 000 ₂ (set PIPA good, downlink good, uplink good bits; leave DAP disable bit alone)	

SELFRET = "SELFCHK" (TEST)
DSPCOUNT = -19 (DSKY)

Return

V37 If IMODES30 bit 6 = 1: (IMU caged)

Perform "ALARM" with TS = 01520₈

Proceed to "V37BAD"

If MMNUMBER = 70, proceed to "P70"

If MMNUMBER = 71, proceed to "P71"

If MMNUMBER = 0:

If FLAGWRD7 bit 6 (V37FLAG) = 0, proceed to "CANV37"

(Otherwise, "SERVICER" is running; cause it to exit to "CANV37")

Switch FLAGWRD7 bit 5 (AVEGFLG) to 0

End job

If FLAGWRD2 bit 1 (NODOFLAG) = 1:

Perform "ALARM" with TS = 01520₈

Proceed to "V37BAD"

If MMNUMBER ≠ low 7 bits of K:PREMM1_i for some i from 0 to 24

Switch bit 7 of channel 11 to 1 (operator error)

Proceed to "V37BAD"

MINDEX = i for which MMNUMBER = low 7 bits of K:PREMM1_i

If FLAGWRD7 bit 6 (V37FLAG) ≠ 0, proceed to "CANV37"

Switch FLAGWRD7 bit 5 (AVEGFLAG) to 0

End job

V37BAD Perform "RELDSP"

Proceed to "PINBRNCH" (reinstitute any interrupted display)

CANV37 SUPERBNK = 0

Perform "INTSTALL" (wait until integration is free)

Switch FLAGWRD5 bit 6 (3AXISFLG) to 0

Switch FLAGWRD3 bit 15 (POOHFLAG) to 0

Switch FLGWRD11 to 40000₈

Switch FLAGWRD3 bits 9 (RO4FLAG) and 14 (GLOKFAIL) to 0

Switch FLAGWRD6 bit 8 (MUNFLAG) to 0

Switch FLAGWRD9 bit 7 (ABTTGFLG) to 0

Switch DAPBOOLS bit 9 (XOVINHIB) to 0

If MMNUMBER = 0, proceed to "POOH"

If FLAGWRD0 bit 7 (RNDVZFLG) and 9 (P25FLAG) both = 0:

Switch FLAGWRD0 bit 8 (IMUSE) to 0

DNLSTCOD = K:DNLADMML_{MINDEX}

Inhibit interrupts

Proceed to "SEUDOPOO"

POOH

Perform "RELDSP"

Inhibit interrupts

Switch RADMODES bits 10 (DESIGFLG) and 15 (CDESFLAG) to 0

Switch bit 2 of channel 12 to 0 (disable RR Error counter)

Switch FLAGWRD2 bit 1 (NODOFLAG) to 0

Clear P20, P25 restart logic and cause "GOPROG2" to restart "STATINT1"

Switch FLAGWRD0 bits 7 (RNDVZFLG), 8 (IMUSE) and 9 (P25FLAG) to 0

DNLSTCOD = 0

SEUDOPOO

AGSWORD = DNLSTCOD

Perform "ENGINOF1"

Perform "ALLCOAST"

Switch FLAGWRD1 bit 14 (DIDFLAG) to 0

Switch FLAGWRD1 bit 12 (RODFLAG) to 0

Switch FLAGWRD0 bit 11 (P21FLAG) to 0

If all restart groups are inactive:

If bit 15 of MODREG = 1, proceed to "ENDRSTRT"

Proceed to "GOTOPOOH" ("GOFLASH" will put "DSPMMJOB" to sleep, leaving program number blank)
Restart all jobs and tasks indicated by active restart groups

ENDRSTRT Proceed to "DUMMYJB2"

GOTOPOOH Switch DAPBOOLS bit 9 (XOVINHIB) and bit 6 (ULLAGER) to 0

Inhibit interrupts

Switch FLAGWRD4 bit 1 (XDSPFLAG) to 0

Release interrupt inhibit

Proceed to "GOFLASH" with TS = K:V37N99 (noun not processed)
(If terminate, repeat this step; if proceed, repeat this step; if other response, repeat this step.)

ALARM Inhibit interrupts

ALMCADR₀ = "calling address + 1" (S-register portion)

ALARM2 ALMCADR₁ = BBANK + SUPERBNK (or'ed into bits 7-5)

If FAILREG₀ = 0:

FAILREG₀ = TS (TS contains alarm code)

Proceed to "PROGLARM"

If FAILREG₁ = 0:

FAILREG₁ = TS

Proceed to "PROGLARM"

PROGLARM FAILREG₂ = TS

Switch bit 9 of DSPTAB₁₁ to 1 and flag for output

Release interrupt inhibit

Return

BAILOUT Inhibit interrupts
ALMCADR₀ = "calling address + 1" (S-register portion)
Perform "ALARM2"

WHIMPER Resume (after this Resume, return is to next line)
Proceed to "ENEMA"

POODOO Inhibit interrupts
ALMCADR₀ = "calling address + 1" (S-register portion)
Perform "ALARM2" (TS contains the alarm code)
Switch FLAGWRD3 bit 5 (STATEFLG) to 0
Switch FLGWRD10 bit 7 (REINTFLG) to 0
Switch FLAGWRD2 bit 1 (NODOFLAG) to 0
If FLAGWRD7 bit 6 (V37FLAG) = 1; proceed to "SERVIDIE"
Make all restart groups inactive
Proceed to "WHIMPER"

CURTAINS Inhibit interrupts
Perform "ALARM2" with TS = 00217₈
Return

BAILOUT1 Inhibit interrupts
ALMCADR_{dp} = TS1_{dp}
Perform "ALARM2" starting at second line
Inhibit interrupts
Proceed to "WHIMPER"

POODOO1 Inhibit interrupts
ALMCADR_{dp} = TS1_{dp}

Quantities in Computations

- AGSWORD: See EXVB section.
- ALMCADR: Double precision storage for return address (address in most significant half, bank information in least significant half) of the routine that generated the latest alarm.
- BASETEMP: Single precision storage for octal address of program to be started by verb 37.
- BBANK: A computer hardware cell containing in bits 15-11 the fixed memory bank (FBANK) currently being used and in bits 3-1 the erasable memory bank number.
- CDU_s, CDU_t: See RADR section.
- DELAYLOC_i (i = 0,1,2): See MATX section.
- DNLSTCOD: See TELE section.
- DSPFLG₂: See DINT section.
- DSPTAB₁₁: See INTR section.
- DSPTM1: See DATA section.
- E₁: Single precision memory cell whose address is in i.
- EBANK: See MATX section.
- ERESTORE: See TEST section.
- FAILREG_i (i = 0,1,2): Three single precision registers used for storage of alarm code information. FAILREG_{0,1} are zeroed via an "error reset", FAILREG₂ is unaltered. All three registers are zeroed by a Verb 36 (fresh start). FAILREG₀ contains the first alarm code generated after the "Error Reset"; FAILREG₁ contains the second; and FAILREG₂ always contains the most recent.
- K:77001OCT: Single precision constant stored as 77001₈, scaled B-3 in units of revolutions per second. Equation value: +0.00389. (Equation value: 1.4 degrees per second.)
- K:DNLADMM₁ (i = 0-24): Table of 25 single precision indexes which determine the downlist sent during each major mode. See table below.
- K:EBANK6: Single precision constant stored as 03000₈, scaled B6 and unitless. Equation value: 6.
- K:FCADRRM₁ (i = 0-24): Table of 25 single precision addresses of the 25 major mode programs. See table below.

K:FULLAPS: Single precision constant stored as 5050×2^{-16} , scaled B16 in units of kilograms. Equation value: 5050.

| K:PREMML₁ (i = 0-24): Table of 25 major mode numbers with associated EBANK₁ settings and priorities.

K:MAXDB: Single precision constant stored as 03434₈; used to initialize the attitude deadband. Corresponds to approximately 5 degrees.

K:RATESTRT: Single precision constant stored as 77445₈, scaled B-3 in units of revolutions/second. Used to initialize location -RATEDB (referred to as RATEDB in DAPA section) in "DOFSTRT1".

K:STARTEB: Single precision constant stored as 01400₈, scaled B6 and unitless. Equation value: 3.

K:STIKSTRT: Single precision constant stored as 32321₈, scaled B-15 in revolutions per second/RHC counts. Used to initialize location STIKSENS in "DOFSTRT1".

MINDEX: Single precision register used to select the appropriate table entries for a V37 selected program change (loaded based upon equality of MMNUMBER and bits 7-1 of K:PREMML₁ with the value of 1.)

MODREG: See DATA section.

MMNUMBER: Single precision storage for the desired value of the major mode register, scaled B14 and unitless.

MMTEMP: Single precision storage for the number of the program being started by verb 37 (bits 10-1) and for the priority with which the program is to be started (bits 15-11).

NEWJOB: See MATX section.

NVSAVE: See NVWORD in the DINT section.

|
RADMODES: See RADR section.

REDOCTR: Single precision counter set to zero in a fresh start and incremented whenever a hardware restart occurs; scaled B14 and unitless.

RSBBQ: Storage for the value of the address where a hardware restart occurred. The most significant part contains the BBANK and SUPERBNK information; the least significant part contains the Q-register information.

SCALSAVE: Double precision value of the standby clock (channels 3 and 4)

at the time program 06 enables standby, scaled B23 in units of centi-seconds.

SKEEP5, SKEEP6, SKEEP7: See TEST section.

STILBADH: See SERV section.


STILBADV: See SERV section.

SUPERBNK: See MATX section.

TIME3, TIME4, TIME5: See "Major Variables" section.

TIME2SAV: Double precision value of TIMENOW when program 06 enables standby, scaled B28 in units of centiseconds.

TIMENOW: See EXVB section.



RSAMPDT = K:1SECp1

RTSTLOC = 0

If RTSTBASE = +0, TS = 2

If RTSTBASE > 0, TS = 1

RTSTDEX = TS

Proceed to "RO4X"

RO4END RSAMPDT = +0

Delay 1.28 seconds

Inhibit interrupts

Switch bit 14 of channel 12 to 0 (disable RR tracker)

Switch FLAGWRD3 bit 9 (RO4FLAG) to 0

Proceed to "ENDEXT"

RADSAMP If RSAMPDT = +0, end task

Call "RADSAMP" in ($\lceil \text{RSAMPDT} \rceil - 1$) centiseconds

Establish "DORSAMP" (pr25)

RTSTDEX = RTSTBASE + RTSTLOC / 2

End task

DORSAMP If RTSTDEX = 0, perform "RRRANGE" with TSn = 1
 If RTSTDEX = 1, perform "RRRDOT" with TSn = 1
 If RTSTDEX = 2, perform "LRVELX" with TSn = 1
 If RTSTDEX = 3, perform "LEVELY" with TSn = 1
 If RTSTDEX = 4, perform "LRVELZ" with TSn = 1
 If RTSTDEX = 5, perform "LRALT" with TSn = 1
 Perform "RADSTALL"
 If RADGOOD = 0, RFAILCNT = RFAILCNT + 1
 Inhibit interrupts
 If FLAGWRD5 bit 11 (R77FLAG) = 0:
 RSTACK_{RTSTLOC} = SAMPLSUM_{dp}
 If RADMODES bit 6 (LRPOSFLG) ≠ bit 6 of channel 33:
 Perform "ALARM" with TS = 00522_g
 RFAILCNT = RFAILCNT + 1
 If RTSTLOC ≠ RTSTMAX:
 RTSTLOC = RTSTLOC + 2
 End job
 RTSTLOC = 0
 End job

RRRANGE TSset = 00011_g (bits 1 and 4 = 1)
 Perform "INITREAD" with TSn = 1
 Return


```

:      If RADCADR = -0 or RADCADR = -1: (should never be true)
          RADCADR = +0
          End task

      LOC = RADCADR
      RADGOOD = 1
      Wake job put to sleep in "RADSTALL"
      RADCADR = +0
      End task

RDBADEND If RADCADR = +0:
          RADCADR = -0
          End task

:      If RADCADR = -0 or RADCADR = -1: (should never be true)
:
:      RADCADR = +0
:
:      End task

      LOC = RADCADR
      RADGOOD = 0
      Wake job put to sleep in "RADSTALL"
      RADCADR = +0
      End task

RADAREAD (entered on radar interrupt about 85-95 ms after "INITREAD")
      TTOTIG = TTOGO
      DNINDEX = bits 3-1 of channel 13 (radar selection bits)
      If DNINDEX ≠ 0: (If radar select bits zero, do not store data
                      for downlist (erasable problems))
          DNRADATADNINDEX = RNRAD (radar data)

```

If SAMPLIM < 0:

Perform "ALARM" with TS = 00520₈

Resume

If SAMPLIM = 0:

If FLGWRD11 bit 15 (LRBYPASS) = 0, proceed to "BADRAD"

If FLAGWRD3 bit 9 (RO4FLAG) = 0, perform "ALARM"
with TS = 00521₈

Proceed to "BADRAD"

SAMPLIM = SAMPLIM - 1

If bit 3 of channel 13 = 0, proceed to "RENRAD"

Perform "R77CHECK"

If bits 1 and 2 channel 13 are both 1, proceed to "LRHEIGHT"
(LR range/altitude measurement)

TS_{dp} = RNRAD + K:LVELBIAS

i = 8

Perform "DGCHECK" (returns only if data is good)

If NSAMP > 0:

NSAMP = NSAMP - 1

Proceed to "RESAMPLE"

Proceed to "GOODRAD"

LRHEIGHT i = 5

If bit 9 of RADMODES (ALTSCALE) ≠ bit 9 of channel 33:

Proceed to "SCALCHNG" with j = 9

TS_{dp} = RNRAD

C13STALL If bit 4 of channel 13 = 0, return
 $TS_4 = LOSCALAR + RADTIME$ (LOSCALAR may have overflowed once since RADTIME was last loaded, but this occurrence has been compensated for in the coding)
 If $TS \geq K:90MSCAIR + RADDEL$, return
 If $TS < (K:MDTSCAIR + K:90MSCAIR + RADDEL)$, return

Proceed to second step of "C13STALL"

RADLITES If $i < 5$, proceed to second step of "SETTRKF"
 : If $i = 8$: (LR velocity data good)
 : $k = +2$
 : $TS = 00004_8$
 : $j = 3$
 : If $i = 5$: (LR altitude data good)
 : $k = +1$
 : $TS = 00020_8$
 : $j = 5$
 : If bit i of RADMODES = 1, proceed to "ONLITES"
 : If bit k of FLGWRD11 = 1, proceed to second step of "SETTRKF"
 : $TS = 00000_8$

LITIT If bit j of $DSPTAB_{11} \neq$ bit j of TS : (bit 5 is LR altitude fail lamp)
 Set bit j of $DSPTAB_{11} =$ bit j of TS (bit 3 is LR velocity fail lamp)
 Switch bit 15 of $DSPTAB_{11}$ to 1

Return

: ONLITES Switch bit k of FLGWRD11 to 0
 Proceed to "LITIT"

Quantities in Computations

CDU_t, CDU_s: LGC input counters incremented directly from the Coupling Data Unit to maintain LGC knowledge of the RR trunnion and shaft angles, respectively. Single precision angles stored in two's complement form and scaled B-1 in units of revolutions.

CDUSCMD, CDUTCMD: LGC output counters connected to the RR shaft and trunnion channels of the CDU. The contents of each of these counters is a rate command scaled B14 in units of RR pulses (one's complement form) and is sent to its respective CDU Error Counter by setting the appropriate enabling discrete in channel 14. See definition of K:RRSPGAIN.

COSTH: See COOR section.

DESCOUNT: Single precision counter defining the maximum amount of time allowed for an attempt to designate, scaled B14 and unitless.

DESRET: A single precision octal return address storage cell.

DNINDEX: A single precision index for selection of appropriate downlink buffer cell for radar data. DNINDEX = 1, 2, 4, 5, 6 or 7 for RR range, RR range-rate, LR X-velocity, LR Y-velocity, LR Z-velocity and LR altitude data, respectively; scaled B14 and unitless.

DNRADATA_i: Special storage for downlink of radar data. $i = 1, 2, 4, 5, 6,$ and 7 to index six single precision cells (consecutive except between $i = 2$ and 4) alternately labelled DNRRANGE, DNRRDOT, DNLRVELX, DNLRVELY, DNLRVELZ AND DNLRALT, respectively.

DSPTAB₁₁: See INTR section.

DSPTM1: Temporary storage cell used mainly for display interface purposes.

IMODES33: See INTR section.

RADLMCK: Temporary variable indication which of three return options from "RRDESSM" is taken.

RADMODES: A flagword whose bits have the following significance when set (1):

<u>Bit</u>	<u>Mnemonic</u>	<u>Meaning</u>
15	CDESFLAG	Continuous designate; used in conjunction with bit 10
14	REMODFLG	RR remode required
13	RCDUOFLG	RR zeroing in progress
12	ANTENFLG	RR in Mode II (in Mode I if zero)
11	REPOSOMN	RR repositioning in progress; RR was outside of prescribed limits
10	DESIGFLG	RR designation in progress
9	AITSCALE	LR range high scale (low scale if bit is zero)
8	LRVELFLG	LR velocity data bad (LR vel data good if bit is zero)
7	RCDUFAIL	RR CDU operative (RR CDU failed if bit is zero)
6	LRPOSFLG	LR commanded to and presumed to be in position #2
5	LRALTFLG	LR position data bad (LR pos data good if bit is zero)
4	RRDATAFL	RR data bad (if zero, the RR data is "good"; the RR tracker has acquired a target, hopefully the CSM and hopefully not a side lobe).
3	RRRSFLAG	RR range high scale (low scale if bit is zero)
2	AUTOMODE	RR not turned on or not in automatic mode of operation (if zero, the RR is on and it is in the automatic mode)
1	TURNONFL	RR turn-on in progress

RADTIME: Single precision storage for the complement of the value of LOSCALAR at the time bit 4 of channel 13 was set, scaled B9 in units of centiseconds.

RDES: Desired RR position angle (shaft or trunnion); a single precision variable in two's complement form, scaled B-1 in units of revolutions.

RFAILCNT: Single precision counter scaled B14 and used to keep track of the number of unsuccessful attempts to read the radar data.

RNRAD: Single precision LGC counter advanced directly by whichever radar circuit is enabled for sampling, scaled B14 in units of counts.

<u>Sample Type</u>	<u>Value of 1 count</u>	
RRRDOT	-0.19135344 meters/second	-0.6278 fps
RRRRANGE		
low scale	2.859024 meters	9.38 feet
high scale	22.872192 meters	75.04 feet
LRVELX	-0.1962912 meters/second	-0.6440 fps
LRVELY	0.3694176 meters/second	1.212 fps
LRVELZ	0.2642006 meters/second	0.8668 fps
LRALT		
lowscale	0.3288792 meters	1.0790 feet
high scale	1.64440 meters	5.3950 feet

RRINDEX: Single precision index to indicate whether the content of RDES is a desired shaft angle (1) or a desired trunnion angle (0), scaled B14.

RRRET: Single precision octal return address storage.

RRTARGET: Desired line-of-sight vector, a double precision unit vector scaled B1 in stable member or navigation base coordinates (see FLAGWRDO bit 6).

RSAMPDT: A cell used for storage of the low-speed sampling interval, in centiseconds scaled B14.

RSTACK_i: A series of 4 double precision cells loaded with radar sample data for display in nouns 66, 67 and (i = 0, 2, 4, 6).

RTSTBASE: Single precision quantity scaled B14 used to set RTSTDEX for LR or RR sampling in an automatic sampling mode.

RTSTDEX: An option loaded by the astronaut or set by the program to designate the specific radar data to be sampled single precision, scaled B14.

```

60TIMES Perform "LPS20.1"
Perform "RRDESSM"
If RADLIMCK = 0:
    If REPOSCNT = 0: (looked 600 seconds ahead did not find)
        Perform "PRIOLARM" with TS = 530g
            (All responses go to "TRMTRACK")
        End job
        REPOSCNT = REPOSCNT - 1
        REPOSTM = REPOSTM+K:TENSEC
        TDEC1 = REPOSTM (old designate time plus 10 seconds)
        Proceed to "60TIMES"
If RADLIMCK = 1:
    End of job
If RADLIMCK = 2:
    Remove "BEGDES" from waitlist
    If FLAGWRDO bit 10 (FSPASFLG) = 0:
        Proceed to "R21LEM8"
    Switch FLAGWRDO bit 10 (FSPASFLG) to 0
    REPOSTM = REPOSTM+K:TENSEC
    TDEC1 = REPOSTM (old designate time plus 10 seconds)
    Proceed to "60TIMES"

```

R21LEM8 TDEC1 = REPOSTM
Perform "UPPSV"
Switch RADMODES bit 15 (CDESFLAG) to 1
Switch FLAGWRDO bit 5 (LOKONSW) to 0
Switch FLAGWRD5 bit 4 (NORRMON) to 1
Perform "RRDESNB"
Call "R21LEM9" in (REPOSTM-TIMENOW seconds)
End of job

R21LEM9 Remove "STDESIG" from waitlist
Switch RADMODES bit 10 and 15 (DESIGFLG) and (CDESFLAG) = 0
Switch bit 2 of channel 12 = 0
Establish "R21LEM10" (pr26)
End task

R21DISP Perform "GOPERF2R" with TS = K:VO6N72 (CDU_t, CDU_s)
(If terminate, proceed to "TRMTRACK"; if proceed, proceed
to "P20LEMWT"; other response, repeat this step.)
Perform "BLANKET" with TS = 00100g
End of job

R22LEM4,2 If FLAGWRD8 bit 8 (SURFFLAG) = 0:
R65CNTR = 2
Perform "R65LEM"
Proceed to "R22LEM"
Proceed to "R22LEM" in 2 seconds

Proceed to fifth step of "R24IEM"

LRS22.1 Switch FLAGWRD5 bit 10 (RNGSCFLG) to 0

Inhibit interrupts

Set RADMODES bit 3 (RRRSFLAG) = bit 3 of channel 33 (RR range scale)

Release interrupt inhibit

READRDOT Perform "RRRDOT" (read RR range-rate)

Perform "RADSTALL"

If RADGOOD = 0:

 TSerror = 1

 Return

Inhibit interrupts

(Save for downlink storage)

TS_{5&6} = TIMEHOLD

RDOTMSAV = SAMPLSUM

TS₃ = CDUY

TS₄ = CDUZ

TS₂ = CDUX

TS_t = TIMENOW

TANG₀ = CDU_t

TANG₁ = CDU_s

Release interrupt inhibit

Perform "RRRANGE" (read RR range)

Perform "RADSTALL"

If RADGOOD = 0:

If FLAGWRD5 bit 10 (RNGSCFLG) = 1:

Proceed to "READRDOT"

TSerror = 1

Return

Inhibit interrupts

RANGRDOT = DNRADATA_{1&2}

MKTIME = TS_{5&6}

AIG = TS₃

AMG = TS₄

TANGNB₀ = TANG₀

TANGNB₁ = TANG₁

AOG = TS₂

RDOTM = K:RDOTCONV RDOTMSAV(scaled to (meters/centisecond)/2⁷)

RRTRUN = TANG₀ converted to one's complement form

RRSHAFT = TANG₁ similarly converted

RM = K:RANGCONV SAMPLSUM

Perform "RRNB" (determine actual LOS from radar position angles)

RRBORSIT = TS

TDEC1 = TS_t

Perform "LPS20.1" (get estimate of LOS based on present state vector information)

R29

If RADMODES bit 10 (DESIGFLG) = 1, proceed to "R29.LOS"

Inhibit interrupts (note: "R29" will not work because of
the anomaly described under
Switch RADMODES bit 10 (DESIGFLG) to 1 "R29DPAS2" on page
RNAV - 35)

Switch bit 14 of channel 12 to 0 (disable tracker)

Switch FLAGWRD2 bit 12 (LOSCMFLG) to 0

Switch FLAGWRDO bit 1 (OLDESFLG) to 0

Perform "SETRRECR"

If RADMODES bit 12 (ANTENFLG) = 1:

Call "PREPOS29" in 0.01 second

Switch RADMODES bit 11 (REPOSMON) to 1

Proceed to "NOR29NOW"

Establish "R29REMOJ" (pr21)

Switch RADMODES bit 10 (DESIGFLG) to 0

Switch RADMODES bit 14 (REMODFLG) to 1

Proceed to "NOR29NOW"

R29.LOS $TS_t = \text{TIMENOW} - \text{PIPTIME}$

$TS = \underline{RCSM} - \underline{R} + TS_t (\underline{VCSM} - \underline{V})$

If FLAGWRD2 bit 12 (LOSCMFLG) = 1, proceed to "NOR29NOW"

Switch FLAGWRD2 bit 12 (LOSCMFLG) to 1

$\underline{LOSSM} = \underline{TS}$

$\underline{LOSVDtd4} = \underline{K} : .5\text{SECB17} (\underline{VCSM} - \underline{V})$

Switch FLAGWRD2 bit 12 (LOSCMFLG) to 0

If FLAGWRDO bit 1 (OLDESFLG) = 1, proceed to "NOR29NOW"

Inhibit interrupts

Switch FLAGWRDO bit 1 (OLDESFLG) to 1

RNAV = 31

TS = 100

If PIPCTR > 0, TS = 4

Call "BEGDES29" in TS centiseconds

Release interrupt inhibit

Proceed to "NOR29NOW"

R29REMOJ Call "REMODE" in 0.01 second.

Perform "RADSTALL"

End job

PREPOS29 RDES = $-\frac{1}{2}$ (-180°)

Perform "RRTONLY"

Switch RADMODES bit 11 (REPOSMON) to 0

End task

R29READ Establish "R29RDJOB" (pr26)

Delay 2 seconds

If FLAGWRD3 bit 9 (READRFLG) = 1, proceed to "R29READ"

End task

: R29RDJOB If FLAGWRD3 bit 11 (NOR29FLG) = 1, proceed to "ENDR29RD"

If RADMODES bit 2 (AUTOMODE) = 1, proceed to "ENDRRD29"

Perform "RRRDOT"

Perform "RADSTALL"

If RADGOOD = 0, proceed to "ENDRRD29"

TS_t = TIMEHOLD

Inhibit interrupts

TS_{CDUT} = CDU_t

TS_{CDUS} = CDU_s

$TS_{CDUy} = CDU_y$

$TS_{CDUz} = CDU_z$

$TS_{CDUx} = CDU_x$

R29RANGE Perform "RRRANGE"

Perform "RADSTALL"

If RADGOOD = 0:

If FLAGWRD5 bit 10 (RNGSCFLG) = 0, proceed to "ENDRRD29"

Switch FLAGWRD5 bit 10 (RNGSCFLG) to 0

Proceed to "R29RANGE"

Inhibit interrupts

$RM_0 = DNRADATA_1$

$RM_1 = DNRADATA_2$

$MKTIME = TS_t$

$TANGNB_0 = TS_{CDUT}$

$TANGNB_1 = TS_{CDUS}$

$AIG = TS_{CDUy}$

$AMG = TS_{CDUz}$

$AOG = TS_{CDUx}$

$TRKMKCNT = 1$

Release interrupt inhibit

End job

: ENDR29RD Switch channel 12 bit 14 to 0

ENDRRD29 $TRKMKCNT = 0$

Switch FLAGWRD3 bit 9 (READRFLG) to 0

End job

BEGDES29 Establish "R29DODES" (pr21)

Delay 0.5 second

If RADMODES bit 10 (DESIGFLG) = 0, end task

If FLAGWRD2 bit 12 (LOSCMFLG) = 1:

Delay 0.01 second

Proceed to third line of "BEGDES29"

Switch FLAGWRD2 bit 12 (LOSCMFLG) to 1

Proceed to "BEGDES29"

R29DODES TANG = 1

If TANG > 0, $\underline{TS}_{sm} = \underline{LOSSM}$

If TANG = 0:

$\underline{LOSSM} = \underline{LOSSM} + \underline{LOSVDtd4}$

$\underline{TS}_{sm} = \underline{LOSSM} + \underline{LOSVDtd4}$

$\underline{TS}_{LOSSM} = \text{unit } \underline{TS}_{sm}$

If TANG > 0:

Inhibit interrupts

$\underline{TS}_{CDUT} = \underline{CDU}_t$

$\underline{TS}_{CDUS} = \underline{CDU}_s$

$\underline{ANG} = (\underline{CDU}_y, \underline{CDU}_z, \underline{CDU}_x)$

Perform "QUICTRIG"

Perform "SMTONB"

$$\underline{U}LOSNB = [SMNBMAT] \underline{TS}_{LOSSM}$$

If TANG = 0, proceed to "R29DPAS2"

Inhibit interrupts

$$TANG = 0$$

$$TS_{cost} = \cos_{sp} TS_{CDUT}$$

$$TS_{sint} = \sin_{sp} TS_{CDUT}$$

$$TS_{sins} = \sin_{sp} TS_{CDUS}$$

$$TS_{coss} = \cos_{sp} TS_{CDUS}$$

$$TSm = TS_{coss} TS_{cost} ULOSNB_z - TS_{sint} ULOSNB_y + TS_{cost} TS_{sins} ULOSNB_x$$

$TSm = 2 TSm$ (cosine of angle between actual LOS and radar LOS)

If TS = +1: (TS = +1 for positive overflow of TSm)

Switch bit 14 of channel 12 to 1 (self track enable)

Release interrupt inhibit

Proceed to second step of "R29DODES"

R29DPAS2 $TANG_0 = TS_{coss} ULOSNB_x - TS_{sins} ULOSNB_z$

$$TSm = TS_{sint} TS_{sins} ULOSNB_x + TS_{cost} ULOSNB_y + TS_{coss} TS_{sint} ULOSNB_z$$

$$SHAFTCMD = K:R29GAIN TANG_0$$

$$TRUNNCMD_0 = K:R29GAIN TSm$$

If bit 4 of channel 33 = 1: (RR tracker not locked on)

Perform "RROUT"

Switch FLAGWRD2 bit 12 (LOSCMFLG) to 0

End job

Switch RADMODES bit 10 (RRDESFLG) to 0

Switch bit 2 of channel 12 to 0 (disable RRCDU Error Counters)

Switch FLAGWRD3 bit 9 (READRFLG) to 1

$$TS = 100$$

If PIPCTR > 0, TS = 4

Call "R29READ" in TS centiseconds

Switch FLAGWRD2 bit 12 (LOSCMFLG) to 0

End job

WLIMIT

p = WRENDPOS

v = WRENDVEL

If FLAGWRD8 bit 8 (SURFFLAG) = 1:

p = WSURFPOS

v = WSURFVEL

s = WSHAFT

t = WTRUN

$$[W] = \begin{bmatrix} p & 0 & 0 & 0 & 0 & 0 & 0 & 0 & 0 \\ 0 & p & 0 & 0 & 0 & 0 & 0 & 0 & 0 \\ 0 & 0 & p & 0 & 0 & 0 & 0 & 0 & 0 \\ 0 & 0 & 0 & v & 0 & 0 & 0 & 0 & 0 \\ 0 & 0 & 0 & 0 & v & 0 & 0 & 0 & 0 \\ 0 & 0 & 0 & 0 & 0 & v & 0 & 0 & 0 \\ 0 & 0 & 0 & 0 & 0 & 0 & s & 0 & 0 \\ 0 & 0 & 0 & 0 & 0 & 0 & 0 & t & 0 \\ 0 & 0 & 0 & 0 & 0 & 0 & 0 & 0 & 0 \end{bmatrix}$$

Switch FLAGWRD5 bit 1 (RENDWFLG) to 1

TRKMKCNT = 0

Return

LGCUPDTE LGRET = return address

Perform "INCORP1"

R22DISPR = |DELTA₀|

R22DISPV = |DELTA₁|

If R22DISPR > RMAX or if R22DISPV > VMAX:

Proceed to "R22LEM96" (get astronaut OK)

If $TS \geq 0$: (DELTAH too large)

If $LRRCTR \neq 0$ and $LRLCTR - LRRCTR < 4$:

Switch FLGWRD11 bit 1 (HFLSHFLG) to 1

$LRRCTR = LRLCTR$

Proceed to "VMEASCHK"

Switch FLGWRD11 bit 1 (HFLSHFLG) to 0

NOREASON If FLGWRD11 bit 8 (LRINH) = 0, proceed to "VMEASCHK"

If $HCALC \geq LRHMAX$, proceed to "VMEASCHK"

$TS = DELTAH LRWH (LRHMAX - HCALC) / LRHMAX$

$TSr = R1S + TS UNITR$

Perform "MUNGRAV"

$R1S = TSr$

VMEASCHK If FLGWRD11 bit 7 (VELDATA) = 0, proceed to "VALTCHK"

$ANG = LRCDU$

Perform "QUICTRIG"

If $VSELECT = 0$, $TSuv = VZBEAMNB$

If $VSELECT = 1$, $TSuv = VYBEAMNB$

If $VSELECT = 2$, $TSuv = VXBEAMNB$

Perform "NBTOSM"

$j = 2 VSELECT$

$VBEAM = [NBSMMAT] TSuv$

$TSgv = GDT (LRVTIME - PIPTIME) / K:2SECb28$

$TS = TSgv + V + K:KPIP1 PIPTM + DELVS$

$VEST = TS \cdot VBEAM$

$DELTA V = K:VSCAL_j VMEAS - VEST$

$TS = |DELTA V| - (|TS| / 8 + VELBIAS)$

LRMCTR = LRMCTR + 1

If $TS \geq 0$: (DELTA V too large)

If LRSCTR \neq 0 and LRMCTR - LRSCTR < 4:

Switch FLGWRD11 bit 2 (VFLSHFLG) to 1

LRSCTR = LRMCTR

If VSELECT = 0, switch FLGWRD11 bit 12 (VXINH) to 1

Proceed to "VALTCHK"

Switch FLGWRD11 bit 2 (VFLSHFLG) to 0

If FLGWRD11 bit 12 (VXINH) = 1:

Switch FLGWRD11 bit 12 (VXINH) to 0

If VSELECT = 2, proceed to "VALTCHK"

If FLGWRD11 bit 8 (LRINH) = 0, proceed to "VALTCHK"

If $ABVEL \leq LRVF$:

$TS = LRWVF_{VSELECT}$

Proceed to "WSTOR"

If $LRVMAX \leq ABVEL$:

$TS = 0$

Proceed to "WSTOR"

$TS = LRWV_{VSELECT} (LRVMAX - ABVEL) / LRVMAX$

WSTOR

If MODREG > 64:

$TS = LRWVFF$

$TS_{dp} = (TS, 0)$

$TS_v = \underline{V1S} + TS_{dp} \text{ DELTAV } \underline{VBEAM}$

$\underline{V1S} = \underline{TS}_v$

Proceed to "VALTCHK"

LANDISP PIPCTR = PIPCTR1

If FLAGWRD7 bit 11 (SWANDISP) = 0, proceed to "DISPRSET"

LADQSAVE = "ALTROUT1"

If IMODES33 bit 7 = 1, LADQSAVE = "ALTOUT1"

If bit 6 of channel 30 = 1, proceed to "DISPRSET"
(inertial data display discrete is reset)

If FLAGWRD1 bit 14 (DIDFLAG) = 1, proceed to "SPEEDRUN"

Switch FLAGWRD1 bit 14 (DIDFLAG) to 1

Switch IMODES33 bit 7 to 0 (display rate first)

If FLAGWRD0 bit 2 (R1OFLAG) = 1, end task

Switch bit 8 of channel 12 to 1 (set inertial data display
moding discrete)

TRAKLATV = 0

TRAKFWDV = 0

LATVMETR = 0

FORVMETR = 0

Call "INTLZE" in 0.08 second

End task

INTLZE Switch bit 2 of channel 12 to 1 (enable RRCDU error counter)

Switch IMODES33 bit 8 to 1

End task

SPEEDRUN $DT_{sp} = TIMENOW - PIPTIME$

$\underline{V}VECT = \frac{1}{2} \underline{G}DT DT / K:1SEC$

$\underline{V}VECT_{sp} = \underline{V}VECT + \underline{V} + K:KPIP1b5 (\underline{P}IPA + \underline{P}IPATMP)$

Delay 0.04 second

If FLAGWRD0 bit 2 (R1OFLAG) = 1, proceed to LADQSAVE

If bit 2 of channel 12 = 0, proceed to "DISPRSET"

$\underline{T}S = \underline{V}VECT + \underline{D}ELVS_{ms}$

VHY = TS . UHYP

VHZ = TS . UHZP

LATVEL = K:VELCONV (M32 VHY + M22 VHZ)

FORVEL = K:VELCONV (M32 VHZ - M22 VHY)

If |FORVEL| < K:MAXVBITS:

 If TRAKFWDV FORVEL ≥ 0:

 TS = FORVEL - FORVMETR

 If TRAKFWDV = 0 and FORVEL FORVMETR < 0:

 If |TS| > K:MAXVBITS, TS = K:MAXVBITS signTS

 If TRAKFWDV FORVEL < 0:

 TS = - FORVMETR

 TRAKFWDV = 0

If |FORVEL| ≥ K:MAXVBITS:

 If TRAKFWDV FORVEL ≥ 0:

 TS = K:MAXVBITS signFORVEL - FORVMETR

 i = 1 signFORVEL

 If TRAKFWDV FORVEL < 0:

 TS = K:MAXVBITS signFORVEL

 i = 0

 TRAKFWDV = i

CDUSCMD = TS

FORVMETR = FORVMETR + TS

If |LATVEL| < K:MAXVBITS:

 If TRAKLATV LATVEL ≥ 0:

 TS = LATVEL - LATVMETR

corresponds to an RR drive rate of 10 degrees per second; each bit represents 0.1698 meters per second (0.5571 feet per second) when used to drive the velocity meters.

CDUTEMP: Single precision vector storage for the reading of the ICPU at the time of a PIPA read, scaled B-1 in units of revolutions and stored in twos complement form.

COSIGA, COSMGA, COSOGA: See COOR section.

DALTRATE: Single precision expected rate of change of ALTRATE, scaled B0 in units of Analog-altitude-rate-display bits per centisecond.

DAPBOOLS: See flagword definitions.

DELQFIX: Double precision Landing Radar Data reasonableness test parameter, scaled B24 in units of meters; part of the erasable load.

DELTAH: Double precision difference between the calculated altitude and that measured by the Landing Radar, scaled B24 in units of meters.

DELTAV: Double precision difference between the calculated velocity component and that measured by the Landing Radar, scaled B6 in units of meters per centisecond.

DELV: Double precision sensed-change-in-velocity vector, scaled B14 in units of centimeters per second (one PIPA pulse represents one centimeter per second on the LM) and expressed in Platform coordinates.

DELVREF: Double precision sensed-change-in-velocity vector converted to a scaling of B7 in units of meters per centisecond and expressed in the Reference coordinate system.

DELVS: Double precision vector difference between velocity relative to the rotating moon and inertial velocity, scaled B5 in units of meters per centisecond and expressed in the Platform coordinate system.

DSPTAB₁₁: See INTR section.

DT: Single precision time interval from beginning of navigation interval to the time of the generation of the display on the tape-drive meters, scaled B14 in units of centiseconds.

DVCNTR: Single precision counter set to determine the length of the thrust monitor, scaled B14 in units of navigation cycles.

DVTHRUSH: Single precision delta-v threshold, scaled B14 in units of centimeters per second; set according to the engine in use.

DVTOTAL: Double precision sum of velocity gained, scaled B7 in units of meters per centisecond.

FORVEL: Single precision forward velocity component (Body coordinates) of the LM relative to the rotating moon, scaled B14 in forward velocity display units.

FORVMETR: Single precision storage for the total value of velocity displayed on the Forward velocity meter, scaled B14 in forward velocity display units (see definition of CDUSCMD)

GCSM: Double precision gravity vector at the CSM, scaled B8 in units of meters per centisecond and expressed in the Platform coordinate system.

GDT, GDT1: Double precision gravity vector at the LM, scaled B8 in units of meters per centisecond and expressed in the Platform coordinate system.

HBEAMNB: Double precision unit vector in the direction of the Landing Radar measurement of altitude, scaled B1 and expressed in the Body coordinate system.

HCAIC, HCAIC1: Double precision calculated altitude above the landing site radius, scaled B24 in units of meters. HCAIC1 is for display purposes.

HDOTDISP: Double precision calculated value of altitude rate, scaled B7 in units of meters per centisecond.

HMEAS: Double precision Landing Radar measurement of altitude, scaled B28 in units of Landing Radar altitude bits.

IMODES33: See INTR section.

K:1SEC: Single precision constant stored as 100×2^{-14} , scaled B14 in units of centiseconds. Equation value: 100.

K:2J: Double precision constant stored as 3.24692010 E-3 , scaled B0 and unitless. Equation value: 3×0.0010823067 .

K:20J: Double precision constant stored as 3.24692010 E-2 , scaled B0 and unitless. Equation value: Ten times K:2J.

K:2SECb28: Double precision constant stored as 200×2^{-28} , program notation $2\text{SEC}(28)$, scaled B28 in units of centiseconds. Equation value: 200.

K:30kft: Double precision constant stored as $1.6768072 \text{ E7} \times 2^{-24}$, program notation "1-30KFT", scaled B24 in units of meters. Represents $2^{24} - 9144$ meters (K:posmaxdp plus one least increment minus 9144 meters). Used to check current altitude against 9144 meters. Equation value: 9144 (Equivalent to 30,000 feet).

K:6KFTdSEC: Single precision constant stored as 18.288×2^{-7} , scaled B7 in units of meters per centisecond. Equation value: 18.288. (Equivalent to 6000 feet per second.)

LATVEL: Single precision lateral velocity component (Body coordinates; positive to the right when looking forward) of the LM relative to the rotating moon, scaled B14 in forward/lateral velocity units.

LATVMETR: Single precision storage for the total value of velocity displayed on the lateral velocity meter, scaled B14 in forward/lateral velocity display units.

LRALPHA₁, LRALPHA₂: Single precision angle from the Z spacecraft axis to the Z LR coordinate axis measured in a right hand rotation around the -X spacecraft axis, for LR positions 1 and 2 respectively, scaled B-1 in units of revolutions and stored in twos complement form.

LRBETA₁, LRBETA₂: Single precision angle from the +X spacecraft axis to the +X LR coordinate axis measured in a right hand rotation around the -Z LR coordinate axis, for LR positions 1 and 2 respectively, scaled B-1 in units of revolutions and stored in twos complement form.

LRCDU, LRCDUDL: Single precision vector storage for the value of the three ICDU angles at the estimated midpoint of an LR velocity reading, scaled B-1 in units of revolutions and stored in twos complement form. LRCDUDL is for downlink purposes.

LRHMAX: Single precision maximum limit for altitude calculations that are allowed to be updated by the Landing Radar measurement, scaled B14 in units of meters.

LRLCTR: Single precision count of the number of comparisons made between HMEAS and HCALC, scaled B14 and unitless.

LRMCTR: Single precision count of the number of comparisons made between measured velocity and calculated velocity, scaled B14 and unitless.

LRRCTR: Single precision counter used in conjunction with LRLCTR to determine if at least four good comparisons between HMEAS and HCALC have been made since the last unreasonable one, scaled B14 and unitless.

LRSCTR: Single precision counter used in conjunction with LRMCTR to determine if at least four good comparisons between measured velocity and calculated velocity have been made since the last unreasonable one, scaled B14 and unitless.

LRVF: Single precision erasable memory constant representing the velocity at which the velocity update coefficients are changed, scaled B7 in units of meters per centisecond.

LRVMAX: Single precision maximum limit for velocity calculations that are allowed to be updated by the LR measurement, scaled B7 in units of meters per centisecond.

LRVTIME, LRVTIMDL: Double precision time at the estimated midpoint of the LR velocity sample, scaled B28 in units of centiseconds. LRVTIMDL is for downlink purposes.

LRWH: Single precision weighting factor for the incorporation of LR altitude measurements into the LM state vector, scaled B0 and unitless.

LRWV_i (i = 0,1,2): Single precision weighting factors for LR Z, Y and X axis velocity updates, scaled B0 and unitless.

LRWVF_i (i = 0,1,2): Single precision weighting factors for LR Z, Y and X axis velocity updates, scaled B0 and unitless.

LRWVFF: Single precision weighting factor for LR velocity updates for P65 and P66, scaled B0 and unitless.

M22, M32: See DAPA section.

MASS, MASS1: Double precision mass of the vehicle, scaled B16 in units of kilograms. Loaded by the astronaut (routine 03) and updated during average-g navigation.

MKTIME: Double precision time of PIPA readings which are associated with the Landing Radar altitude measurement for downlink purposes, scaled B28 in units of centiseconds.

MODREG: See DATA section.

[NBSMMAT]: See COOR section.

PGUIDE: Double precision length of the navigation-guidance period, scaled B28 in units of centiseconds.

PIPA: Single precision sensed-change-in-velocity vector, scaled B14 in units of centimeters per second and expressed in the Platform coordinate system. The three components are incremented directly from the Pulse-Integrating, Pendulous Accelerometers on the stable member of the Inertial Measurement Unit.

PIPATMP: Single precision vector storage for the current PIPA reading for use by the analog display routines, reset to zero after the current reading is incorporated into the navigation state vector; scaled B14 in units of centimeters per second and expressed in the Platform coordinate system.

PIPCTR: Single precision counter scaled B14 and unitless; used to determine time elapsed from the beginning of the navigation cycle in "R10,R11" and routine 29.

PIPCTR1: Single precision temporary storage for PIPCTR.

PIPTEM: Single precision vector storage for the sensed change in velocity between the beginning of the navigation cycle and the mean time of the LR velocity sample, scaled B14 in units of centimeters per second and expressed in the Platform coordinate system.

PIPTIME: Double precision time of the most recent PIPA read cycle, scaled B28 in units of centiseconds; time at which the average-g state vector is valid.

PIPTIME1: Temporary storage for PIPTIME to avoid changing the downlink state vector until it is updated homogeneously.

R: see DESC section.

R1S: Temporary storage for R to avoid changing the state vector on the downlink until it is updated homogeneously, scaled B24 in units of meters and expressed in the Platform coordinate system.

RADGOOD, RADMODES: See RADR section.

RADSKAL: Double precision erasable memory quantity representing the LR scale information for high scale radar output, scaled B21 in units of low-scale altitude bits per meter per centisecond; part of erasable load.

RCSM: Double precision position vector of the CSM measured from the center of the earth or moon, program notations R-OTHER and R(CSM), scaled B29 or B24 (descent guidance) in units of meters and expressed in the Reference or the Platform (descent) coordinate system.

[REFSMMAT]: see COOR section.

RMAGSQ: Double precision square of the magnitude of the position vector, scaled B58 (CALCGRAV) or B48 (MUNGRAV) in units of meters squared.

RN: Double precision vector position of the LM measured from the center of the earth or moon, scaled B29 in units of meters and expressed in the Reference coordinate system.

RN1: Temporary storage for RN to avoid changing the state vector on the downlink until it is updated homogeneously.

RPCRTQSW: Double precision required X component of the X-body axis in Platform coordinates at the time of LR reposition to position 2, scaled B1 and unitless; part of the erasable load and may be altered by V59.

RPCRTIME: Single precision value of TTF at which the LR may be repositioned to position 2, scaled B17 in units of centiseconds; part of the erasable load and may be altered by V59.

RTX1, RTX2: See TRGL section.

RUNIT: Single precision unit vector along the position vector of the LM with respect to the center of the moon, scaled B1, unitless, and expressed in the Platform coordinate system.

SAMPLSUM: See RADR section.

SINIGA, SINMGA, SINOGA: See COOR section.

SKALSKAL: Single precision erasable memory factor by which the correction to the LR data is reduced if the LR is on low range scale, scaled B0 and unitless; part of the erasable load.

[SMNEMAT]: see COOR section.

STILBADH, STILBADV: Single precision counters, scaled B14 and unitless.

TEM: Single precision storage for -PIPA, scaled B14 in units of centimeters per second. TEM is used in the R.O.D. computations of the DESC section.

TIME5: see DAPA section.

TIMENOW: see EXVB section.

TRAKFWDV: Single precision flag set to 1, 0 or - 1 to indicate whether the previously computed value of FORVEL exceeded K:MAXVBITS or not, scaled B14 and unitless.

TRAKLATV: Single precision flag set to 1, 0 or - 1 to indicate whether the previously computed value of LATVEL exceeded K:MAXVBITS or not, scaled B14 and unitless.

TTF: see DESC section.

UHYP: Double precision unit vector normal to the CSM orbital plane, scaled B1 and unitless.

UHZP: Double precision unit local vertical vector in the forward direction, scaled B1 and unitless.

UNITGOBL: See BURN section.

UNITR: Double precision unit vector along the vector from the center of the moon or the earth to the LM, program notation UNIT/R/, scaled B1, unitless and expressed in the Platform or Reference coordinate system.

V: See DESC section.

V1S: Temporary storage for V to avoid changing state vector on the down-link until it is updated homogeneously, scaled B7 in units of meters per centisecond and expressed in the Platform coordinate system.

VBEAM: Double precision unit vector along one of the three Landing Radar velocity measurement directions, scaled B1 and expressed in Platform coordinates at LRVTIME.

VCSM: Double precision inertial velocity vector of the CSM, program notations V-OTHER and V(CSM), scaled B7 in units of meters per centisecond and expressed in the Reference or the Platform (for Descent) coordinate system.

VELBIAS: Double precision erasable constant representing the Landing Radar velocity reasonability test limit, scaled B6 in units of meters per centisecond; part of the erasable load.

VEST: Double precision projection of calculated velocity onto the particular LR velocity component direction being processed, scaled B6 in units of meters per centisecond.

VHY, VHZ: Single precision lateral and forward components of velocity relative to the rotating moon expressed in the Platform coordinate system (lateral velocity positive to the right when looking forward); scaled B5 in units of meters per centisecond.

VMEAS: Double precision velocity measurement from the LR sampling, scaled B28 in units of Landing Radar velocity bits.

<u>WORD #</u>	<u>FIRST REGISTER</u>	<u>SECOND REGISTER</u>	<u>ERASABLE ADDRESS</u>
25	DNRADAT _{A4} (DNLRVELX)	DNRADAT _{A5} (DNLRVELY)	1333, 1334
26	DNRADAT _{A6} (DNLRVELZ)	DNRADAT _{A7} (DNLRALT)	1335, 1336
27	VGPREV ₀ (VGTIG-X comp)	VGPREV ₁ (VGTIG-X comp)	} 3700 - 3705
28	VGPREV ₂ (VGTIG-Y comp)	VGPREV ₃ (VGTIG-Y comp)	
29	VGPREV ₄ (VGTIG-Z comp)	VGPREV ₅ (VGTIG-Z comp)	
30	REDOCTR	THETAD ₀ (X-ANGLE)	0320, 0321
31	THETAD ₁ (Y-ANGLE)	THETAD ₂ (Z-ANGLE)	0322, 0323
32	RSBBQ	RSBBQ+1	1432, 1433
33	OMEGAP	OMEGAQ	3021, 3022
34	OMEGAR	ALPHAQ	3023, 3024
35	CDUXD	CDUYD	3234, 3235
36	CDUZD	*DELCDEX	3236, 3237
37	CDUX	CDUY	0032, 0033
38	CDUZ	CDUT	0034, 0035
39	FLAGWRD0	FLAGWRD1	} 0074 - 0107
40	FLAGWRD2	FLAGWRD3	
41	FLAGWRD4	FLAGWRD5	
42	FLAGWRD6	FLAGWRD7	
43	FLAGWRD8	FLAGWRD9	
44	FLGWRD10	FLGWRD11	
45	DSPTAB ₀	DSPTAB ₁	} 1022 - 1035
46	DSPTAB ₂	DSPTAB ₃	
47	DSPTAB ₄	DSPTAB ₅	
48	DSPTAB ₆	DSPTAB ₇	
49	DSPTAB ₈	DSPTAB ₉	
50	DSPTAB ₁₀	DSPTAB ₁₁	

<u>WORD #</u>	<u>FIRST REGISTER</u>	<u>SECOND REGISTER</u>	<u>ERASABLE ADDRESS</u>
51	TIMENOW (TIME2)	TIMENOW (TIME1)	0024-5
52	RN ₀ (X comp.)	RN ₁ (X comp.)	1217 - 1224
53	RN ₂ (Y comp.)	RN ₃ (Y comp.)	
54	RN ₄ (Z comp.)	RN ₅ (Z comp.)	
55	VN ₀ (X comp.)	VN ₁ (X comp.)	1225 - 1232
56	VN ₂ (Y comp.)	VN ₃ (Y comp.)	
57	VN ₄ (Z comp.)	VN ₅ (Z comp.)	
58	PIPTIME	PIPTIME	1233-4
59	OMEGAPD	OMEGAQD	3242, 3243
60	OMEGARD	*ECDUW	3244, 3245
61	CADRFLSH ₀	CADRFLSH ₁	0372, 0373
62	CADRFLSH ₂	FAILREG ₀	0374, 0375
63	FAILREG ₁	FAILREG ₂	0376, 0377
64	RADMODES	DAPBOOLS	0110, 0111
65	OGC	OGC	2737 - 2740
66	IGC	IGC	2741-2
67	MGC	MGC	2743-4
68	BESTI (STAR ID 1)	BESTJ (STAR ID 2)	2755, 2756
69	STARSAV1 ₀ (X comp.)	STARSAV1 ₁ (X comp.)	2760 - 2765
70	STARSAV1 ₂ (Y comp.)	STARSAV1 ₃ (Y comp.)	
71	STARSAV1 ₄ (Z comp.)	STARSAV1 ₅ (Z comp.)	
72	STARSAV2 ₀ (X comp.)	STARSAV2 ₁ (X comp.)	2766 - 2773
73	STARSAV2 ₂ (Y comp.)	STARSAV2 ₃ (Y comp.)	
74	STARSAV2 ₄ (Z comp.)	STARSAV2 ₅ (Z comp.)	
75	DNRADATA ₄ (DNLRVELX)	DNRADATA ₅ (DNLRVELY)	1333, 1334
76	DNRADATA ₆ (DNLRVELZ)	DNRADATA ₇ (DNLRALY)	1335, 1336

<u>WORD #</u>	<u>FIRST REGISTER</u>	<u>SECOND REGISTER</u>	<u>ERASABLE ADDRESS</u>
77	CDUS	PIPA (X)	0036, 0037
78	PIPA (Y)	PIPA (Z)	0040, 0041
79	LASTTCMD (LASTYCMD)	LASTSCMD (LASTXCMD)	0112, 0113
80	LEMMASS	CSMMASS	1326, 1327
81	IMODES30	IMODES33	1277, 1300
82	TIG	TIG	3441-2
83	OMEGAP	OMEGAQ	3021, 3022
84	OMEGAR	ALPHAQ	3023, 3024
85	CDUXD	CDUYD	3234, 3235
86	CDUZD	*DELCDUX	3236, 3237
87	CDUX	CDUY	0032, 0033
88	CDJZ	CDUT	0034, 0035
89	ALPHAQ	ALPHAR	3024, 3025
90	DOWNTORK ₀ (POSTORKP)	DOWNTORK ₁ (NEGTORKP)	3113, 3114
91	CHANNEL11	CHANNEL12	
92	CHANNEL13	CHANNEL14	
93	CHANNEL30	CHANNEL31	
94	CHANNEL32	CHANNEL33	
95	DSPTAB ₀	DSPTAB ₁	} 1022 - 1035
96	DSPTAB ₂	DSPTAB ₃	
97	DSPTAB ₄	DSPTAB ₅	
98	DSPTAB ₆	DSPTAB ₇	
99	DSPTAB ₈	DSPTAB ₉	
100	DSPTAB ₁₀	DSPTAB ₁₁	

AGS INITIALIZATION & UPDATE LIST

<u>WORD #</u>	<u>FIRST REGISTER</u>	<u>SECOND REGISTER</u>	<u>ERASABLE ADDRESS</u>
1	LIST ID (77776 ₈)	SYNC PATTERN (77340 ₈)	
2	AGSBUFF ₀ (LM X POS)	*AGSBUFF ₁ (not used by AGS)	2200, 2201
3	AGSBUFF ₂ (LM Y POS)	*AGSBUFF ₃ (not used by AGS)	2202, 2203
4	AGSBUFF ₄ (LM Z POS)	*AGSBUFF ₅ (not used by AGS)	2204, 2205
5	AGSBUFF ₁₂ (Vector time MSB)	*AGSBUFF ₁₃ (not used by AGS)	2214, 2215
6	AGSBUFF ₁ (LM X VEL)	*AGSBUFF ₂ (not used by AGS)	2201, 2202
7	AGSBUFF ₃ (LM Y VEL)	*AGSBUFF ₄ (not used by AGS)	2203, 2204
8	AGSBUFF ₅ (LM Z VEL)	*AGSBUFF ₆ (not used by AGS)	2205, 2206
9	AGSBUFF ₁₃ (Vector time LSB)	*VONE ₂ (not used by AGS)	2215, 2216
10	AGSBUFF ₆ (CSM X POS)	*AGSBUFF ₇ (not used by AGS)	2206, 2207
11	AGSBUFF ₈ (CSM Y POS)	*AGSBUFF ₉ (not used by AGS)	2210, 2211
12	AGSBUFF ₁₀ (CSM Z POS)	*AGSBUFF ₁₁ (not used by AGS)	2212, 2213
13	AGSBUFF ₁₂ (Vector time MSB)	*AGSBUFF ₁₃ (not used by AGS)	2214, 2215
14	AGSBUFF ₇ (CSM X VEL)	*AGSBUFF ₈ (not used by AGS)	2207, 2210
15	AGSBUFF ₉ (CSM Y VEL)	*AGSBUFF ₁₀ (not used by AGS)	2211, 2212
16	AGSBUFF ₁₁ (CSM Z VEL)	*AGSBUFF ₁₂ (not used by AGS)	2213, 2214
17	AGSBUFF ₁₃ (Vector time LSB)	*VONE ₂ (not used by AGS)	2215, 2216
18	COMPNUMB	UPOLDMOD	1167, 1170
19	UPVERB	UPCOUNT	1171, 1172

<u>WORD #</u>	<u>FIRST REGISTER</u>	<u>SECOND REGISTER</u>	<u>ERASABLE ADDRESS</u>
20	UPBUFF ₀	UPBUFF ₁	1173 - 1216
21	UPBUFF ₂	UPBUFF ₃	
22	UPBUFF ₄	UPBUFF ₅	
23	UPBUFF ₆	UPBUFF ₇	
24	UPBUFF ₈	UPBUFF ₉	
25	UPBUFF ₁₀	UPBUFF ₁₁	
26	UPBUFF ₁₂	UPBUFF ₁₃	
27	UPBUFF ₁₄	UPBUFF ₁₅	
28	UPBUFF ₁₆	UPBUFF ₁₇	
29	UPBUFF ₁₈	UPBUFF ₁₉	
30	REDOCTR	THETAD ₀ (X-angle)	0320, 0321
31	THETAD ₁ (Y-angle)	THETAD ₂ (Z-angle)	0322, 0323
32	RSBBQ	RSBBQ+1	1432, 1433
33	OMEGAP	OMEGAQ	3021, 3022
34	OMEGAR	ALPHAQ	3023, 3024
35	CDUXD	CDUYD	3234, 3235
36	CDUZD	*DELCDUX	3236, 3237
37	CDUX	CDUY	0032, 0033
38	CDUZ	CDUT	0034, 0035
39	FLAGWRD0	FLAGWRD1	0074 - 0107
40	FLAGWRD2	FLAGWRD3	
41	FLAGWRD4	FLAGWRD5	
42	FLAGWRD6	FLAGWRD7	
43	FLAGWRD8	FLAGWRD9	
44	FLGWRD10	FLGWRD11	

<u>WORD #</u>	<u>FIRST REGISTER</u>	<u>SECOND REGISTER</u>	<u>ERASABLE ADDRESS</u>
45	DSPTAB ₀	DSPTAB ₁	1022 - 1035
46	DSPTAB ₂	DSPTAB ₃	
47	DSPTAB ₄	DSPTAB ₅	
48	DSPTAB ₆	DSPTAB ₇	
49	DSPTAB ₈	DSPTAB ₉	
50	DSPTAB ₁₀	DSPTAB ₁₁	
51	TIMENOW (TIME2)	TIMENOW (TIME1)	0024-5
52	RN ₀ (X comp.)	RN ₁ (X comp.)	1217 - 1224
53	RN ₂ (Y comp.)	RN ₃ (Y comp.)	
54	RN ₄ (Z comp.)	RN ₅ (Z comp.)	
55	VN ₀ (X comp.)	VN ₁ (X comp.)	1225 - 1232
56	VN ₂ (Y comp.)	VN ₃ (Y comp.)	
57	VN ₄ (Z comp.)	VN ₅ (Z comp.)	
58	PIPTIME	PIPTIME	1233-4
59	OMEGAPD	OMEGAQD	3242, 3243
60	OMEGARD	*ECDUW	3244, 3245
61	CADRFLSH ₀	CADRFLSH ₁	0372, 0373
62	CADRFLSH ₂	FAILREG ₀	0374, 0375
63	FAILREG ₁	FAILREG ₂	0376, 0377
64	RADMODES	DAPBOOLS	0110, 0111
65	DOWNTORK ₂ (POSTORKU)	DOWNTORK ₃ (NEGTORKU)	3115, 3116
66	DOWNTORK ₄ (POSTORKV)	DOWNTORK ₅ (NEGTORKV)	3117, 3120
67	SPARE	SPARE	
68	SPARE	SPARE	
69	AGSK (K-FACTOR)	AGSK (K-FACTOR)	2020-1

BINROUND	DATA-24	PUTCSEF2
BITSOFF1	DATA-21	CHANBITS
BITSOFF2	DATA-21	CHANBITS
BLANKDSP	DATA-2	NVSUB
BLANKET	DINT-6	CHRLINUS 804Z DSPRLOS V67CAL DISPLAYE VBCOARK SBANDEX V99REGYC DAPD1A1 DAPD1A2 TRIMDOME
BLANKSUB	DSKY-11	PASTEVB NV50DSP
BLOOD	DATA-18	VERBFAN
BOTHAKES	DAPB-5	STMIN-
BOTHPAD	EXVB-18	V82GOFF1
BOTHSGN	DSKY-5	NEGSGN POSGN
BRNCHCTR	CONC-5	KEFLOOP
BURNBABY	BURN-3	P12RFT P40IN P41M ASTNRFT
BYLMATT	ALIN-26	DSPOFTN
C13STALT	RADR-25	WOZERO T6J0BOCHK J11ST ZER0ENBL STARTP64 ERR0R D0D0MNTM REDESMON C13STALT T5T1T53 VBT5T1T5
C33TEST	IMUC-7	TNONTST
CA+ECE	IMUC-9	GLOCKMON
CAGESUB	IMUC-8	TNONTST
CAGESUB1	IMUC-8	IMUMON
CAGESUB2	IMUC-8	TNONTST
CAL53A	ALIN-18	REGCOARS
CALGA	COOR-6	REDO S52.2 INITBY GVDLETER
CALGRAV	SERV-6	NORMLIZE CALCRVG
CALGTA	COOR-7	GYCOARS R55 INITBY
CALCN83	BURN-13	POSTBURN STARTP47

ATTACHED	EXVB-8	GOEXTVB
ATTACHED	EXVB-28	ATTACHED
ATTCH	ALIN-26	GDJETER P57POST SURFDISP
ATTCK2	IMUC-19	IMUATTK
ATTSTERR	DAPA-23	CHEKSTIK RHGACTIV TSNEKTS
AVEIT	ALIN-10	JUSTOA
AVERAGE	SERV-3	
AVESTAR	ALIN-10	AVEIT
AVETOMID	ORBI-18	AVGEND
AVGEND	SERV-5	READACCS
AXISGEN	ALIN-14	INITRY R51E P51C
AZEL	ALIN-21	R52
BACKHAND	DAPA-23	BACKHAND FAILOOP FEEDBACK DOROTAT TJLAW4
BACKP	DAPA-7	
BADRAD	RADR-22	RADAREAD RENDRAD RESAMPLE
BALLOUT	PGSR-12	PAXIS MAKEPLAY MAKEPRIO NV5ODSP FLASHSUB
BALLOUT1	PGSR-12	FINDVAC2 NOVAC3 GOMANUR IMUSTALT AOTMARK AOTSTALT DELLOOP
BALLANGS	ATIM-2	R6OLEM R61G+L02 REDOMANG V89RECT
BANKCALL	MATX-25	
BANKJUMP	MATX-25	
BEGDES	RADR-9	DORREPOS RR1AX2 STARTDES
BEGDES29	RADR-34	BEGDES29 R29.L0S
BIGIQ	DAPB-22	COMMEQS

ALMCYCLE DATA-17 TESTNN ABLOAD ABLOAD PUTCOM PUTNORM
 PUTDCSF2 BINROUND DRINSF+2 DEGINSF HMSIN
 MCHANG

ALMCYCLE	DATA-17	TESTNN ABLOAD ABLOAD PUTCOM PUTNORM PUTDCSF2 BINROUND DRINSF+2 DEGINSF HMSIN MCHANG
ALMKIT	TRGX-15	CIRCL SCND SOL
ALOAD	DATA-14	VERBFAN
ALOADED	ORBI-4	INTEGRV
ALTDSPLY	DAPA-3	CHEKBITS
ALTOU1	SERV-18	LANDISP
ALTROU1	SERV-17	LANDISP
AOUMARK	ALIN-3	P51C R51E R59OUT
AOUSTALT	ALIN-3	P51C R51E R59OUT
APSIDES	CONC-2	PERIAP0
ARCOS	MATX-3	
ARCIN	MATX-3	
ARCUB	MATX-3	ARCOS ARCSIN
ARCTAN	COOR-5	LAT-LONG RANGEBQ BALLANGS
ARCTRGSP	BURN-24	NBZCDUSP
ARCTRIG	COOR-6	CALCGA CALGTA RRANGLES RRTOSDSP
ARTOUTSF	DATA-10	DECDSF3 LRPOSOUT
ASCENT	ASCT-7	ATMAG P1ZLM
ASCTERM	ASCT-11	COMPONENT
ASCTERM1	ASCT-11	ATMAG
ASTAR	ALIN-33	R59REF
ASTNREF	DESC-3	CLOCKJOB
ASTOK	RNAV-37	R29LEM96
ATMAG	ASCT-7	UPTHROT ABRITGN

ALM/END	EXVB-2	GOEXTVB TESTACT VBZERO IMUFINER IMUATCK GHEWMANU VB64 R77 V89PERE GOSHOSUM SYSTEMS RDRUSECK ATTACHED VBLSTLTS
ALLOOP	TEST-15	ESTIMS ALLOOP
ALTCOAST	DAPA-32	SEUDOPPOO COASTSET GOPOST GOCUTOFF
ALINTIME	EXVB-6	GOEXTVB
ALGORITHM	DAPA-28	NEGUSUM
ALFLT	TEST-16	ALLOOP
ALARM2	PGSR-11	BALLOUT BAILOUT1 CURTAINS POODOO POODOO1 VARALARM ALARM1
ALARM1	PGSR-14	ARGSUB
ALARM	PGSR-11	INTLOOP P33/P73B CALGA WMATEND MIDTAV1 CKMID2 UPTRFAST DNTFAST PRIOLARM RDESK2 LRP2COMM AGSMT V37 GOPROG3 RADAREAD LRS24.1 RRCDOCHK RRDENB RZZERO RESAMPLE SOMEKEY YMKRUPPT MARKCHEX R51 DSPOPTN R59ALM SELISSW IMUZERO COARS2 IMUCHK MARKRUPPT KALCUMAN3 PIPFREE IMUMON TMONTEST C33TEST RO2BOTH VGAIN* 1406ALM MUNRETRN P40ALM DCMCL NOATTCNT EXGSUB EXVERT TRYUORV SELECTP +XORUIGE FAILLOOP PRERRORS SOMEERRR SOMERRR2 SURFAGAN DORSAMP
AGVCALC	EXVB-12	AGDISPK
AGSINIT	EXVB-12	V47TXACT
AGDISPK	EXVB-12	AGDISPK
AFTERIT	DAPA-24	BACKHAND MINRTN TJLAW4
AFGCALC1	DESC-7	VERTGUID
ADVANCE	TRGX-7	P32/P72B P33/P73B
ADVAN	MATX-10	CHECKNJ
ADTIME	TRGL-8	ETCALC

Num	Tag	Comp.	Def.	Decimal Display	Comment
97	DSPTEM1 0	3	DATA XXXXX. untlless	DATA XXXXX. untlless	
	DSPTEM1 1		DATA XXXXX. untlless	DATA XXXXX. untlless	
	DSPTEM1 2		DATA XXXXX. untlless	DATA XXXXX. untlless	
	(none)				
98	DSPTEM2 0	3	DATA XXXXX. untlless	DATA XXXXX. untlless	
	DSPTEM2 1		DATA .XXXXX untlless	DATA .XXXXX untlless	
	DSPTEM2 2		DATA XXXXX. untlless	DATA XXXXX. untlless	
	(SHOW)				
99	WPPOS	3	RNAV XXXXX. feet	RNAV XXXXX. feet	Decimal only
	WMVEL		RNAV XXXXX.X fps	RNAV XXXXX.X fps	
	WMBIAS		RNAV XX.XXX radians	RNAV XX.XXX radians	

(V67CALL, GOTOPOOH - In GOTOPOOH, the noun is not processed)

Item	Comp.	Del.	Decimal Display	Comment
82	DELTVLC	3	TRGX XXXX.X fps	Decimal only
83	DELTVMU	3	BURN XXXX.X fps	Decimal only
84	DELTVOV	3	ORBI XXXX.X fps	Decimal only
85	VGBODY	3	BURN XXXX.X fps	Decimal only
86	DELTVLC	3	TRGX XXXX.X fps	Decimal only
87	AZ	2	ALIN XXX.X degrees	
	EL		ALIN XXX.X degrees	
	(GETDAT, GETAZEL)			
88	STARAD	3	ALIN .XXXX unitless	Decimal only
	(PLANET)			
89	LANDLAT	3	ALIN XX.XXX degrees	Decimal only
	LANDLONG		ALIN XX.XXX degrees	
	LANDALT		ALIN XXX.XX nautical miles	
	(N89DISP)			
90	RANGE	3	EXVB XXX.XX nautical miles	Decimal only
	RHATE		EXVB XXXX.X fps	
	RHETA		EXVB XXX.XX degrees	
	(R36)			
91	P21ALT	3	RNAV XXXXB. nautical miles	
	P21VEL		RNAV XXXX. ft/sec	
	P21GAM		RNAV XXX.XX degrees	
92	THRDISP	3	DESC XXXX. percent	
	HDOTDISP		SERV XXXX.X fps	
	HCAI1		SERV XXXX. feet	
93	OGC	3	COOR XX.XXX degrees	
	IGC		COOR XX.XXX degrees	
	MGC		COOR XX.XXX degrees	
94	spare			
95	spare			
96	spare			

Item	Comp.	Def.	Decimal Display	Comment
51	PITCHANG 2	EXVB YAWANG {SBANDEX}	XXX.XX degrees XXX.XX degrees	Decimal only
52	ACTCENT 1	TRGL	XXX.XX degrees	
53				spare
54	RANGE 3	EXVB RDATE RTHETA (DISP5X)	XXX.XX nautical miles XXX.X fps XXX.XX degrees	Decimal only
55	NN 3	TRGX ELEV CENTANG (DISPLAY, P32, P72)	XXXXX, unitless XXX.XX degrees XXX.XX degrees TRGL	Decimal only
56	HR-AZ 2	RNAV HR-ELEV (DSPRLOS)	XXX.XX degrees XXX.XX degrees	
57				spare
58	POSTTPI 3	TRGL DELVTPI DELVTPE (INTLOOP)	XXXX.X nautical miles TRGL XXXX.X fps TRGL XXXX.X fps	Decimal only
59	DVALOS 3	TRGL (S34/35.5. NTARGCHK)	XXXX.X fps	Decimal only
60	FORVEL 3	DESC HDOTDISP HCAIC1 (VERDISP)	XXXX.X fps XXXX.X fps XXXX.X feet	Decimal only
61	TTFDISP 3	DESC TTLOGO OUTORPILN (CLOCKJOB)	XX XX min-sec XX XX min-sec XXXX.X nautical miles	No load - Decimal only

Item	Comp.	Del.	Decimal Display	Comment
70	3	BURN	XX XX min-sec	TRGX XXXX.X fps BURN XXXX.X fps
71	2	DATA	XXX.XI degrees	DATA XX.XXI degrees
72	3	TRGX	XXXX.X nautical miles	TRGX XXXX.X nautical miles TRGX XXXX.X fps
73	3	COORD	XXX.XI degrees	COORD XXX.XI degrees COORD XXX.XI degrees COORD XXXX.X nautical miles
74	3	EXVB	XXXX.X nautical miles	EXVB XXXX.X nautical miles EXVB XXXX.X nautical miles EXVB XX XX min - sec
75	3	RNAV	XXXXX. unitless	RNAV XXXXX. unitless BURN XX XX min-sec TRGX XXX.XI degrees
76	1	DAFB	Octal only	DAFB DAFBTR1 (DAPDATA1)
77	2	DAFB	XXXX.XI degrees	DAFB XXXX.XI degrees DAFB XXXX.XI degrees DAFB XXXX.XI degrees
78	2	DAFB	XXXX.XI degrees	DAFB XXXX.XI degrees DAFB XXXX.XI degrees DAFB XXXX.XI degrees
79	3	RNAV	XXXX.X nautical miles	RNAV XXXX.X nautical miles RNAV XXXX.X fps RNAV XXXXX.
80				spare (N49DSP (R22LFM96)) WHCHREAD R22DISP R22DISP R22DISP R22DISP

1

2

3

PROGRAM AND ROUTINE LIST

Programs		Routines	
Number	Title in (GSOP)	Number	Title in (GSOP)
00	POOH	00	GOTOPPOH
06	P06	02	RO2BOTH
12	P12IM	03	DAPDATA1
20	PROG20	04	RO4
21	PROG21	05	SBANDANT
22	PROG22	09	R10,R11
25	PROG25	10	LANDISP
27	V7XUPDAT	11	R10,R11
30	P30	12	MUNHFRN
32	P32	13	LUNLAND
33	P33	14	HIGATJOB
34	P34	20	RADAREAD
35	P35	21	R21LEM
40	P40IM	22	R22LEM
41	P41IM	23	R23LEM
42	P42IM	24	R24LEM
47	P47IM	25	RRAUTCHK
51	P51	26	R21LEM4
52	PROG52	29	R29
57	P57	30	V83CALL
63	P63IM	31	V83CALL
64	STARTP64	33	ALINTIME
65	P65START	36	R36
66	STARTP66	40	DVMON
68	LANDJUNK	41	MIDTOAV1
70	P70 or P70A	47	AGSINIT
71	P71 or P71A	50	CAL53A
72	P72	51	R51
73	P73	52	R52
74	P74	53	AOTMARK
75	P75	54	CHKSDATA
76	P76	55	R55
		56	TRMTRACK
		57	MARKRUP1
		58	PLANET
		59	R59
		60	R60LEM
		61	R61LEM
		62	R62DISP
		63	V89CALL
		65	R65LEM
		76	TESTXACT
		77	R77

The following table gives the downlink parameters, basic scale factors, units, and sections referenced for definitions. The pages following this table contain a list of definitions compiled from the listed references.

Memoric	Scale Factor	Units	Definition
AGSBUFF ⁰⁻¹³ (12SP) (2DP)	Position - B25 (EARTH) B23 (MOON) Velocity - B15 (EARTH) B13 (MOON) Time - B18	feet	EXVB
AGSK (DP)	B28	centiseconds	EXVB
AIG (SP)	B-1 (2's comp)	revolutions	RNAV
ALPHAQ (SP)	B-2	revolutions/second squared	DAPA
ALPHAR (SP)	B-2	revolutions/second squared	DAPA
AMG (SP)	B-1 (2's comp)	revolutions	RNAV
AOG (SP)	B-1 (2's comp)	revolutions	RNAV
AOTCODE (SP)	OCTAL	optics code	ALIN
AT (DP)	B-9	meters/centisecond squared	ASCT
BESTI (SP)	B14	six times the	ALIN
BESTI (SP)	B14	decimal equivalent of the star IDs	ALIN
CADRFISH ⁰⁻² (3SP)	OCTAL	address	DINT
CDUS (SP)	B-1 (2's comp)	revolutions	RADR
CDUT (SP)	B-1 (2's comp)	revolutions	RADR
CDUX (SP)	B-1 (2's comp)	revolutions	IMU COOR DAPA
CDUY (SP)	B-1 (2's comp)	revolutions	IMU COOR DAPA

TELE-70

ERASABLE ADDRESS	2020-1	112, 013	1326, 1327	1277, 1300	3441-2	3021, 3022	3023, 3024	3234, 3235	3236, 3237	0032, 0033	0034, 0035	3024, 3025	3113, 3114
FIRST REGISTER	78	LASTCMD (LASTCMD)	AGSK (K-FACTOR)	2020-1	112, 013	1326, 1327	1277, 1300	3441-2	3021, 3022	OMEGAQ	ALPHAQ	3023, 3024	3234, 3235
	79	LASTCMD (LASTCMD)	GSMMASS	IMODES30	TIG	OMEGAQ	ALPHAQ	CDUYD	*DELCDUX	CDUY	CDUZ	3024, 3025	3113, 3114
	80	LEMMASS											
	81	IMODES30											
	82	TIG											
	83	OMEGAQ											
	84	OMEGAQ											
	85	CDUXD											
	86	CDUZD											
	87	CDUX											
	88	CDUZ											
	89	ALPHAQ											
	90	DOWNTORQ ₀ (POSTORQP)	DOWNTORQ ₁ (NEGTORQP)										
	91	CHANNEL11	CHANNEL12										
	92	CHANNEL13	CHANNEL14										
	93	CHANNEL30	CHANNEL31										
	94	CHANNEL32	CHANNEL33										
	95	PIPTIME1	PIPTIME1										
	96	DELV ₀ (X comp.)	DELV ₁ (X comp.)										
	97	DELV ₂ (Y comp.)	DELV ₃ (Y comp.)										
	98	DELV ₄ (Z comp.)	DELV ₅ (Z comp.)										
	99	SPARE	SPARE										
	100	SPARE	SPARE										

0324 - 0331

3560-1

FRASABLE ADDRESS

SECOND REGISTER

FIRST REGISTER

WORD #

FRASABLE ADDRESS	SECOND REGISTER	FIRST REGISTER	WORD #
0024-5	TIMENOW (TIME1)	TIMENOW (TIME2)	51
	RN1 (X comp.)	RN0 (X comp.)	52
1217 - 1224	RN3 (Y comp.)	RN2 (Y comp.)	53
	RN5 (Z comp.)	RN4 (Z comp.)	54
	VN1 (X comp.)	VN0 (X comp.)	55
1225 - 1232	VN3 (Y comp.)	VN2 (Y comp.)	56
	VN5 (Z comp.)	VN4 (Z comp.)	57
1233-4	PIPTIME	PIPTIME	58
3242, 3243	OMEGAQD	OMEGARD	59
3244, 3245	*ECDUM	OMEGARD	60
0372, 0373	CADRFISH1	CADRFISH0	61
0374, 0375	FAILREG0	CADRFISH2	62
0376, 0377	FAILREG2	FAILREG1	63
0110, 0111	DAPBOOLS	RADMODES	64
2737 - 2740	OGC	OGC	65
2741-2	IGC	IGC	66
2743-4	MGC	MGC	67
2755, 2756	BESTJ (STAR ID2)	BESTI (STAR ID1)	68
	STARAV11 (X comp.)	STARAV10 (X comp.)	69
	STARAV13 (Y comp.)	STARAV12 (Y comp.)	70
	STARAV15 (Z comp.)	STARAV14 (Z comp.)	71
	STARAV21 (X comp.)	STARAV20 (X comp.)	72
2766 - 2773	STARAV23 (Y comp.)	STARAV22 (Y comp.)	73
	STARAV25 (Z comp.)	STARAV24 (Z comp.)	74
	GSAV1 (X comp.)	GSAV0 (X comp.)	75
	GSAV3 (Y comp.)	GSAV2 (Y comp.)	76
2230 - 2235	GSAV5 (Z comp.)	GSAV4 (Z comp.)	77

TELE-38 Revision A

WORD #

FIRST REGISTER

SECOND REGISTER

ERASABLE ADDRESS

24	ZNSAV ₀ (X comp.)	ZNSAV ₁ (X comp.)	1700-1
25	ZNSAV ₂ (Y comp.)	ZNSAV ₃ (Y comp.)	2244 - 2251
26	ZNSAV ₄ (Z comp.)	ZNSAV ₅ (Z comp.)	
27	X789 ^x (RR shaft bias)	X789 ^x (RR shaft bias)	1700-1
28	X789 ^y (RR trunton bias)	X789 ^y (RR trunton bias)	1702-3
29	LASTCMD (LASTYCMD)	LASTSCMD (LASTXCMD)	0112, 0113
30	REDOCTR	THETAD ₀ (X-angle)	0320, 0321
31	THETAD ₁ (Y-angle)	THETAD ₂ (Z-angle)	0322, 0323
32	RSBBQ	RSBBQ+1	1432, 1433
33	OMEGAP	OMEGAQ	3021, 3022
34	OMEGAR	ALPHAQ	3023, 3024
35	CDUXD	CDUYD	3234, 3235
36	CDUZD	*DELCDUX	3236, 3237
37	CDUX	CDUY	0032, 0033
38	CDUZ	CDUT	0034, 0035
39	FLAGWRD0	FLAGWRD1	
40	FLAGWRD2	FLAGWRD3	
41	FLAGWRD4	FLAGWRD5	
42	FLAGWRD6	FLAGWRD7	
43	FLAGWRD8	FLAGWRD9	
44	FLAGWRD10	FLAGWRD11	
45	DSPTAB0	DSPTAB1	
46	DSPTAB2	DSPTAB3	
47	DSPTAB4	DSPTAB5	
48	DSPTAB6	DSPTAB7	
49	DSPTAB8	DSPTAB9	
50	DSPTAB10	DSPTAB11	



1022 - 1035

0074 - 0107

TELE-37 Revision A

ERASABLE ADDRESS

3634 - 3641

2262-3

2400-1

3615, 3616

0112, 0113

1326, 1327

1277, 1300

3441-2

3021, 3022

3023, 3024

3234, 3235

3236, 3237

0032, 0033

0034, 0035

3024, 3025

3113, 3114

3560-1

0324 - 0331

SECOND REGISTER

LAND₁ (X comp.)

LAND₂ (Y comp.)

LAND₃ (Z comp.)

AT

TLAND

*RDOTV

LASTSCMD (LASTXCMD)

CSMASS

IMODES3

TIG

OMEGAQ

ALPHAQ

CDUXD

* DELCDUX

CDUX

CDUZ

ALPHAQ

DWNTORQ₁ (NEGTORQP)

CHANNEL12

CHANNEL14

CHANNEL31

CHANNEL32

PIPTIME1

DELV₁ (X comp.)

DELV₂ (Y comp.)

DELV₃ (Z comp.)

FIRST REGISTER

LAND₀ (X comp.)

LAND₁ (Y comp.)

LAND₂ (Z comp.)

AT

TLAND

FC

LASTYCMD (LASTXCMD)

LEMMASS

IMODES30

TIG

OMEGAQ

OMEGAQ

CDUXD

CDUZD

CDUX

CDUZ

ALPHAQ

DWNTORQ₀ (POSTORQP)

CHANNEL11

CHANNEL13

CHANNEL30

CHANNEL32

PIPTIME1

DELV₀ (X comp.)

DELV₁ (Y comp.)

DELV₂ (Z comp.)

WORD #

73

74

75

76

77

78

79

80

81

82

83

84

85

86

87

88

89

90

91

92

93

94

95

96

97

98

ERASABLE ADDRESS

SECOND REGISTER

FIRST REGISTER

WORD #

ERASABLE ADDRESS	SECOND REGISTER	FIRST REGISTER	WORD #
1022 - 1035	DSPTAB7	DSPTAB6	48
	DSPTAB9	DSPTAB8	49
	DSPTAB11	DSPTAB10	50
0024-5	TIMENOW (TIME1)	TIMENOW (TIME2)	51
1217 - 1224	RN1 (X comp.)	RN0 (X comp.)	52
	RN3 (Y comp.)	RN2 (Y comp.)	53
	RN5 (Z comp.)	RN4 (Z comp.)	54
	VN1 (X comp.)	VN0 (X comp.)	55
	VN3 (Y comp.)	VN2 (Y comp.)	56
	VN5 (Z comp.)	VN4 (Z comp.)	57
1225 - 1232	PIPTIME	PIPTIME	58
	OMEGAPD	OMEGAPD	59
	*ECDUW	OMEGARD	60
0372, 0373	CADFTLSH1	CADFTLSH0	61
0374, 0375	FAILREG0	CADFTLSH2	62
0376, 0377	FAILREG2	FAILREG1	63
0110, 0111	DAPBOOLS	RADMODES	64
3115, 3116	DWNTORR3 (NEGTORRU)	DWNTORR2 (POSTORRU)	65
3117, 3120	DWNTORR5 (NEGTORRV)	DWNTORR4 (POSTORRV)	66
	RGU1 (X comp.)	RGU0 (X comp.)	67
2626 - 2633	RGU3 (Y comp.)	RGU2 (Y comp.)	68
	RGU5 (Z comp.)	RGU4 (Z comp.)	69
	VGU1 (X comp.)	VGU0 (X comp.)	70
	VGU3 (Y comp.)	VGU2 (Y comp.)	71
	VGU5 (Z comp.)	VGU4 (Z comp.)	72

WORD # FIRST REGISTER SECOND REGISTER ERASABLE ADDRESS

23	RLS ₀ (X comp.)	RLS ₁ (X comp.)	
24	RLS ₂ (Y comp.)	RLS ₃ (Y comp.)	} 2022 - 2027
25	RLS ₄ (Z comp.)	RLS ₅ (Z comp.)	
26	ZDOTD	ZDOTD	2276-7
27	X789 ^x (RR Shaft bias)	X789 ^x (RR Shaft bias)	1700-1
28	X789 ^y (RR Trunion bias)	X789 ^y (RR Trunion bias)	1702-3
29	LASTCMD (LASTCMD)	LASTCMD (LASTCMD)	0112, 0113
30	HEDOCTR	THEAD ₀ (X-angle)	0320, 0321
31	THEAD ₁ (Y-angle)	THEAD ₂ (Z-angle)	0322, 0323
32	RSBQ	RSBQ+1	1432, 1433
33	OMEGAP	OMEGAQ	3021, 3022
34	OMEGAR	ALPHAQ	3023, 3024
35	CDUXD	CDUYD	3234, 3235
36	CDUZD	* DELCDUX	3236, 3237
37	CDUX	CDUY	0032, 0033
38	CDUZ	CDUT	0034, 0035
39	FLAGWRD0	FLAGWRD1	} 0074 - 0107
40	FLAGWRD2	FLAGWRD3	
41	FLAGWRD4	FLAGWRD5	
42	FLAGWRD6	FLAGWRD7	
43	FLAGWRD8	FLAGWRD9	
44	FIGWRD10	FIGWRD11	} 1022 - 1035
45	DSPTAB ₀	DSPTAB ₁	
46	DSPTAB ₂	DSPTAB ₃	
47	DSPTAB ₄	DSPTAB ₅	

DESCENT AND ASCENT LIST

WORD #	FIRST REGISTER	SECOND REGISTER	FRASABLE ADDRESS
1	LIST ID (777738)	SYNC PATTERN (773408)	2334, 2335
2	LRCDDU ₀ (LRXCDU _L)	LRCDDU ₁ (LRXCDU _L)	2336, 2337
3	LRCDDU ₂ (LRZCDU _L)	LRTIME (MSB)	3651, 3652
4	VSELECT	LRTIMDL	2337 - 2340
5	LRTIMDL	VMEAS (LR Velocity)	3652-3
6	VMEAS (LR Velocity)	MRTIME	3754-5
7	MRTIME	HMEAS (LR Range)	3654-5
8	HMEAS (LR Range)	RM ₁ (RR Range rate)	3756, 3757
9	RM ₀ (RR Range)	AMG (Z-angle)	3457, 3460
10	AIG (Y-angle)	TRMKCNT	3461, 3462
11	AOG (X-angle)	TANGNB ₁ (RR Shaft)	3752, 3753
12	TANGNB ₀ (RR Trumtion)	MRTIME	3754-5
13	MRTIME	TEVENT	1341-2
14	UNFC ₀ (X comp.)	UNFC ₁ (X comp.)	3252 - 3257
15	UNFC ₂ (Y comp.)	UNFC ₃ (Y comp.)	
16	UNFC ₄ (Z comp.)	UNFC ₅ (Z comp.)	
17	VGVECT ₀ (X comp.)	VGVECT ₁ (X comp.)	3645-3652
18	VGVECT ₂ (Y comp.)	VGVECT ₃ (Y comp.)	
19	VGVECT ₄ (Z comp.)	VGVECT ₅ (Z comp.)	3642-3
20	DELTAH	DELTAH	3664-5
21	TTF	TTF	
22	DELTAH	DELTAH	

WORD #	FIRST REGISTER	SECOND REGISTER	ERASABLE ADDRESS
77	DNRADAT ₇ (DNLVHIX)	DNRADAT ₅ (DNLVHLY)	1333, 1334
78	DNRADAT ₆ (DNLVHIZ)	DNRADAT ₇ (DNLVHALT)	1335, 1336
79	DIFFALT	DIFFALT	3577 - 3600
80	LEMMASS	GSMMASS	1326, 1327
81	IMODES ₃₀	IMODES ₃₃	1277 - 1300
82	TIG	TIG	3441-2
83	OMEGAP	OMEGAQ	3021, 3022
84	OMEGAR	ALPHAQ	3023, 3024
85	CDUXD	CDUYD	3234, 3235
86	CDUZD	* DELCDUX	3236, 3237
87	CDUX	CDUY	0032, 0033
88	CDUZ	CDUT	0034, 0035
89	ALPHAQ	ALPHAR	3024, 3025
90	DOWNTORR ₀ (POSTORRP)	DOWNTORR ₁ (NEGTORRP)	3113, 3114
91	CHANNEL ₁₁	CHANNEL ₁₂	
92	CHANNEL ₁₃	CHANNEL ₁₄	
93	CHANNEL ₃₀	CHANNEL ₃₁	
94	CHANNEL ₃₂	CHANNEL ₃₃	
95	PIPTIME ₁	PIPTIME ₁	3560-1
96	DELV ₀ (X comp.)	DELV ₁ (X comp.)	
97	DELV ₂ (Y comp.)	DELV ₃ (Y comp.)	0324 - 0331
98	DELV ₄ (Z comp.)	DELV ₅ (Z comp.)	
99	SPARE	SPARE	
100	TGO	TGO	3516-7

ERASABLE ADDRESS

SECOND REGISTER

FIRST REGISTER

WORD #

ERASABLE ADDRESS	SECOND REGISTER	FIRST REGISTER	WORD #
0024-5	TIMENOW (TIME1)	TIMENOW (TIME2)	51
	RN ₁ (X comp.)	RN ₀ (X comp.)	52
	RN ₃ (Y comp.)	RN ₂ (Y comp.)	53
	RN ₅ (Z comp.)	RN ₄ (Z comp.)	54
1217 - 1224	RN ₁ (X comp.)	RN ₀ (X comp.)	55
	RN ₃ (Y comp.)	RN ₂ (Y comp.)	56
	RN ₅ (Z comp.)	RN ₄ (Z comp.)	57
1225 - 1232	VN ₁ (X comp.)	VN ₀ (X comp.)	58
	VN ₃ (Y comp.)	VN ₂ (Y comp.)	59
	VN ₅ (Z comp.)	VN ₄ (Z comp.)	60
1233-4	PIPTIME	PIPTIME	61
	OMEGAPD	OMEGAPD	62
3242 - 3243	OMEGAPD	OMEGARD	63
	*EGDUM	OMEGARD	64
3244, 3245		CADRLSH ₀	65
0372, 0373	CADRLSH ₁	CADRLSH ₂	66
0374, 0375	FAILREG ₀	CADRLSH ₁	67
0376, 0377	FAILREG ₂	FAILREG ₁	68
0110, 0111	DAPBOOLS	RADMODES	69
3115, 3116	DOWNTORK ₃ (NEGORKU)	DOWNTORK ₂ (POSTORKU)	70
3117, 3120	DOWNTORK ₅ (NEGORKV)	DOWNTORK ₄ (POSTORKV)	71
	SPARE	SPARE	72
	TCDH	TCDH	73
1776-7	DELVEET ₂₁ (X comp.)	DELVEET ₂₀ (X comp.)	74
	DELVEET ₂₃ (Y comp.)	DELVEET ₂₂ (Y comp.)	75
	DELVEET ₂₅ (Z comp.)	DELVEET ₂₄ (Z comp.)	76
2274 - 2301	TPPI	TPPI	77
	DELVEET ₃₁ (X comp.)	DELVEET ₃₀ (X comp.)	78
	DELVEET ₃₃ (Y comp.)	DELVEET ₃₂ (Y comp.)	79
	DELVEET ₃₅ (Z comp.)	DELVEET ₃₄ (Z comp.)	80
2365 - 2372	DNRADAT ₂ (DNRRDOT)	DNRADAT ₁ (DNRRANGE)	81
3635-6			82

TELE-29 Revision A

WORD #	FIRST REGISTER	SECOND REGISTER	ERASABLE ADDRESS
25	VGPREV ₀ (VGTIG-X comp.)	VGPREV ₁ (VGTIG-X comp.)	3700 - 3705
26	VGPREV ₂ (VGTIG-Y comp.)	VGPREV ₃ (VGTIG-Y comp.)	
27	VGPREV ₄ (VGTIG-Z comp.)	VGPREV ₅ (VGTIG-Z comp.)	
28	DNRADATL ₆ (DNLRELTZ)	DNRADATL ₇ (DNLRALT)	
29	TPASS ₄ (TPF time)	TPASS ₄ (TPF time)	3630-1
30	REDCTR	THETAD ₀ (X-angle)	0320, 0321
31	THETAD ₁ (Y-angle)	THETAD ₂ (Z-angle)	0322, 0323
32	RSBBQ	RSBBQ+1	1432, 1433
33	OMEGAP	OMEGAQ	3021, 3022
34	OMEGAR	ALPHAQ	3023, 3024
35	CDUXD	CDUYD	3234, 3235
36	CDUZD	*DELCUX	3236, 3237
37	CDUX	CDUY	0032, 0033
38	CDUZ	CDUT	0034, 0035
39	FLAGWRD0	FLAGWRD1	0074 - 0107
40	FLAGWRD2	FLAGWRD3	
41	FLAGWRD4	FLAGWRD5	
42	FLAGWRD6	FLAGWRD7	
43	FLAGWRD8	FLAGWRD9	
44	FLAGWRD10	FLAGWRD11	
45	DSPTAB ₀	DSPTAB ₁	1022 - 1035
46	DSPTAB ₂	DSPTAB ₃	
47	DSPTAB ₄	DSPTAB ₅	
48	DSPTAB ₆	DSPTAB ₇	
49	DSPTAB ₈	DSPTAB ₉	
50	DSPTAB ₁₀	DSPTAB ₁₁	

ORBITAL MANEUVERS LIST

WORD #	FIRST REGISTER	SECOND REGISTER	ERASABLE ADDRESS
1	LIST ID (77748)	SYNC PATTERN (773408)	
2	R-OTHER ₀ (X comp.)	R-OTHER ₁ (X comp.)	1717 - 1724
3	R-OTHER ₂ (Y comp.)	R-OTHER ₃ (Y comp.)	
4	R-OTHER ₄ (Z comp.)	R-OTHER ₅ (Z comp.)	
5	V-OTHER ₀ (X comp.)	V-OTHER ₁ (X comp.)	1725 - 1732
6	V-OTHER ₂ (Y comp.)	V-OTHER ₃ (Y comp.)	
7	V-OTHER ₄ (Z comp.)	V-OTHER ₅ (Z comp.)	
8	TEFCSM	TEFCSM	1570-1
9	DELTA4	DELTA4	3451-2
10	RARG ₀ (X comp.)	RARG ₁ (X comp.)	3473 - 3450
11	RARG ₂ (Y comp.)	RARG ₃ (Y comp.)	
12	RARG ₄ (Z comp.)	RARG ₅ (Z comp.)	
13	ELEV	ELEV	2256-7
14	TEVENT	TEVENT	1341-2
15	REFSMAT ₀ (R1C1)	REFSMAT ₁ (R1C1)	1733 - 1746
16	REFSMAT ₂ (R1C2)	REFSMAT ₃ (R1C2)	
17	REFSMAT ₄ (R1C3)	REFSMAT ₅ (R1C3)	
18	REFSMAT ₆ (R2C1)	REFSMAT ₇ (R2C1)	
19	REFSMAT ₈ (R2C2)	REFSMAT ₉ (R2C2)	
20	REFSMAT ₁₀ (R2C3)	REFSMAT ₁₁ (R2C3)	3633-4
21	TCST	TCST	2266 - 2273
22	DELVEE1 ₀ (X comp.)	DELVEE1 ₁ (X comp.)	2266 - 2273
23	DELVEE1 ₂ (Y comp.)	DELVEE1 ₃ (Y comp.)	
24	DELVEE1 ₄ (Z comp.)	DELVEE1 ₅ (Z comp.)	

TELE-27

WORD #	FIRST REGISTER	SECOND REGISTER	ERASABLE ADDRESS
77	CDUS	PIPA (X)	0036, 0037
78	PIPA (Y)	PIPA (Z)	0040, 0041
79	LASTCMD (LASTYCMD)	LASTSCMD (LASTXCMD)	0112, 0113
80	LEMMASS	GSMMASS	1326, 1327
81	IMODES30	IMODES33	1277, 1300
82	TIG	TIG	3471-2
83	OMEGAP	OMEGAQ	3021, 3022
84	OMEGAR	ALPHAQ	3023, 3024
85	CDUXD	CDUYD	3234, 3235
86	CDUZD	*DELCDUX	3236, 3237
87	CDUX	CDUY	0032, 0033
88	CDUZ	CDUT	0034, 0035
89	ALPHAQ	ALPHAR	3024, 3025
90	DOWNTORKE ₀ (POSTORKEP)	DOWNTORKE ₁ (NEGTORKEP)	3113, 3114
91	CHANNEL11	CHANNEL12	
92	CHANNEL13	CHANNEL14	
93	CHANNEL30	CHANNEL31	
94	CHANNEL32	CHANNEL33	
95	SPARE	SPARE	
96	CENTANG	CENTANG	3620-1
97	NN	NN	3466-7
98	DIFFALT	DIFFALT	3577 - 3600
99	DELTYPE	DELTYPE	2347 - 2350
100	SPARE	SPARE	

ERASABLE ADDRESS

0024-5

1217 - 1224

1225 - 1232

1233-4

3242, 3243

3244, 3245

0372, 0373

0374, 0375

0376, 0377

0110, 0111

3115, 3116

3117, 3120

1776-7

2274 - 2301

3635-6

2365 - 2372

2256-7

SECOND REGISTER

TIMENOW (TIME1)

RN¹ (X comp.)

RN³ (Y comp.)

RN⁵ (Z comp.)

VN¹ (X comp.)

VN³ (Y comp.)

VN⁵ (Z comp.)

PIPTIME

OMEGAD

*ECDUM

CADRLSH¹

FAILREG⁰

FAILREG²

DARBOOLS

DOWNTORR³ (NEGTRKU)

DOWNTORR⁵ (NEGTRKV)

SPARE

TCDH

DELVEET¹ (X comp.)

DELVEET³ (Y comp.)

DELVEET⁵ (Z comp.)

TIFI

DELVEET¹

DELVEET³

DELVEET⁵

ELEV

TELE-25 Revision A

FIRST REGISTER

TIMENOW (TIME2)

RN⁰ (X comp.)

RN² (Y comp.)

RN⁴ (Z comp.)

VN⁰ (X comp.)

VN² (Y comp.)

VN⁴ (Z comp.)

PIPTIME

OMEGAD

OMEGARD

CADRLSH⁰

CADRLSH²

FAILREG¹

RADMODES

DOWNTORR² (POSTORR^U)

DOWNTORR⁴ (POSTORR^V)

SPARE

TCDH

DELVEET⁰ (X comp.)

DELVEET² (Y comp.)

DELVEET⁴ (Z comp.)

TIFI

DELVEET³⁰

DELVEET³²

DELVEET³⁴

ELEV

WORD #

51

52

53

54

55

56

57

58

59

60

61

62

63

64

65

66

67

68

69

70

71

72

73

74

75

76

WORD #	FIRST REGISTER	SECOND REGISTER	ERASABLE ADDRESS
25	SPARE	SPARE	
26	TPASS4 (TPF time)	TPASS4 (TPF time)	3630-1
27	X789X (RR shift bias)	X789X (RR shift bias)	1700-1
28	X789Y (RR truncation bias)	X789Y (RR truncation bias)	1702-3
29	LASTCMD(LASTYCMD)	LASTCMD (LASTXCMD)	0112 - 0113
30	HEDCTR	THETAD ₀ (X-angle)	0320, 0321
31	THETAD ₁ (Y-angle)	THETAD ₂ (Z-angle)	0322, 0323
32	RSBQ	RSBQ+1	1432, 1433
33	OMEGAP	OMEGAQ	3021, 3022
34	OMEGAR	ALPHAQ	3023, 3024
35	CDUXD	CDUYD	3234, 3235
36	CDUZD	*DELCDUX	3236, 3237
37	CDUX	CDUY	0032, 0033
38	CDUZ	CDUT	0034, 0035
39	FLAGWRD0	FLAGWRD1	
40	FLAGWRD2	FLAGWRD3	
41	FLAGWRD4	FLAGWRD5	
42	FLAGWRD6	FLAGWRD7	
43	FLAGWRD8	FLAGWRD9	
44	FLAGWRD10	FLAGWRD11	
45	DSPTAB ₀	DSPTAB ₁	
46	DSPTAB ₂	DSPTAB ₃	
47	DSPTAB ₄	DSPTAB ₅	
48	DSPTAB ₆	DSPTAB ₇	
49	DSPTAB ₈	DSPTAB ₉	
50	DSPTAB ₁₀	DSPTAB ₁₁	

1022 - 1035

0074 - 0107

RENDEZVOUS & PRETRUST LIST

WORD #	FIRST REGISTER	SECOND REGISTER	ERASABLE ADDRESS
1	LIST ID (77758)	SYNC PATTERN (773408)	
2	R-OTHE ₀ (X comp.)	R-OTHE ₁ (X comp.)	
3	R-OTHE ₂ (Y comp.)	R-OTHE ₃ (Y comp.)	1717 - 1724
4	R-OTHE ₄ (Z comp.)	R-OTHE ₅ (Z comp.)	
5	V-OTHE ₀ (X comp.)	V-OTHE ₁ (X comp.)	
6	V-OTHE ₂ (Y comp.)	V-OTHE ₃ (Y comp.)	1725 - 1732
7	V-OTHE ₄ (Z comp.)	V-OTHE ₅ (Z comp.)	
8	TEFGSM	TEFGSM	1570-1
9	HANGRDOT	HANGRDOT+1	3760, 3761
10	AIG	AMG	3457, 3460
11	ACG	TRKMKCNT	3461, 3462
12	TANGNB ₀ (RR truncation)	TANGNB ₁ (RR shaft)	3752, 3753
13	MKTME	MKTME	3754-5
14	DELTA (T _F Lambert)	DELTA (T _F Lambert)	3451-2
15	RARC ₀ (X comp.)	RARC ₁ (X comp.)	
16	RARC ₂ (Y comp.)	RARC ₃ (Y comp.)	3473 - 3450
17	RARC ₄ (Z comp.)	RARC ₅ (Z comp.)	
18	DELTA ₀ (DELSLV-X)	DELTA ₁ (DELSLV-X)	
19	DELTA ₂ (DELSLV-Y)	DELTA ₃ (DELSLV-Y)	3433 - 3440
20	DELTA ₄ (DELSLV-Z)	DELTA ₅ (DELSLV-Z)	
21	TCISI (CSI time)	TCISI (CSI time)	3633-4
22	DELTA ₀ (X comp.)	DELTA ₁ (X comp.)	
23	DELTA ₂ (Y comp.)	DELTA ₃ (Y comp.)	2266 - 2273
24	DELTA ₄ (Z comp.)	DELTA ₅ (Z comp.)	

TELE-23

<u>WORD #</u>	<u>FIRST REGISTER</u>	<u>SECOND REGISTER</u>	<u>ERASABLE ADDRESS</u>
95	DSPTAB0	DSPTAB1	1022 - 1035
96	DSPTAB2	DSPTAB3	
97	DSPTAB4	DSPTAB5	
98	DSPTAB6	DSPTAB7	
99	DSPTAB8	DSPTAB9	
100	DSPTAB10	DSPTAB11	

WORD #	FIRST REGISTER	SECOND REGISTER	ERASABLE ADDRESS
70	UPBUFF0	UPBUFF1	
71	UPBUFF2	UPBUFF3	
72	UPBUFF4	UPBUFF5	
73	UPBUFF6	UPBUFF7	
74	UPBUFF8	UPBUFF9	
75	UPBUFF10	UPBUFF11	
76	UPBUFF12	UPBUFF13	
77	UPBUFF14	UPBUFF15	
78	UPBUFF16	UPBUFF17	
79	UPBUFF18	UPBUFF19	
80	LEMMASS	CSMMASS	1326, 1327
81	IMODES30	IMODES33	1277, 1300
82	SPARE	SPARE	
83	OMEGAR	OMEGAQ	3021, 3022
84	OMEGAR	ALPHAQ	3023, 3024
85	CDUXD	CDUYD	3234, 3235
86	CDUZD	* DELCDUX	3236, 3237
87	CDUX	CDUY	0032, 0033
88	CDUZ	CDUT	0034, 0035
89	ALPHAQ	ALPHAR	3024, 3025
90	DOWNTORR0 (POSTORRP)	DOWNTORR1 (NEGTORRP)	3113, 3114
91	CHANNEL11	CHANNEL12	
92	CHANNEL13	CHANNEL14	
93	CHANNEL30	CHANNEL31	
94	CHANNEL32	CHANNEL33	

1173 - 1216



CALCN85	BURN-12	ULLGNOT
CALCPERR	DAPA-16	MOREIDLE PURGENCY
CALCRGVG	DESC-6	EXGSUB TTFINCR
CALCRVG	SERV-5	AVERAGEG
CALCSMSC	COOR-1	INITBY P57OPT0 P57OPT1 R56 REFMF S52.2
CALCTFF	EXVB-22	SR30.1
CALCTPER	EXVB-22	SR30.1
CALLDGCH	RNAV-30	LR24.1 R24END R24LEM3
CANV37	PGSR-6	V37 V37RET
CCSHOLE	PGSR-15	EJSCAN SPECTEST
CD*TR*GS	COOR-1	RANGEBQ READRDOT AVESTAR INITBY JUSTOA BALLANGS P57OPT1 P57OPT3 SETPOS
CDHMVR	TRGX-9	P33/P73B CIRCL
CDULOGIC	MATX-7	
CDUTODCM	ATTM-9	KALCMAN3 VECPOINT
CDUTRIG	COOR-1	COMPDISP DODES R61C+102 RRDESSM SBANDANT INITBY ADDGRAV P57OPT0 P57OPT1 R56 R59 S52.2 S41.1 REFMF P57POST RODCOMP
CGCALC	DESC-8	AFCCALC1
CHANBITS	DATA-20	ABCLOAD
CHANG1	MATX-13	DORROUT ADRSCHK
CHANG2	MATX-14	
CHANGEVB	ALIN-9	REMARK
CHANJOB4	MATX-14	ADVAN CHANG1 EJSCAN
CHARALRM	DSKY-2	CHARIN PROCKEY
CHARIN	DSKY-1	KEYRUPT1 UPRUPT
CHECKG	TEST-14	PIPACHK PIPJOB CHECKG

CHECKNJ	TEST-3	SELFCHK ERASLOOP ADRSCHK
CHEKBITS	DAPA-3	DAPIDLER PAXIS
CHEKSTIK	DAPA-21	TSNEXTS
CHKLINUS	ATTM-12	TOBALLA REDOMANC
CHKSDATA	ALIN-13	P51C R51E SURFLINE
CHKVISFZ	DAPA-11	SUPERJOB
CIRCL	TRGX-12	CSI/B2
CKMID2	ORBI-21	ENDSTATE
CLEAR	DSKY-6	CHARIN
CLEANDSP	DINT-3	P41BLANK V99RECYC
CLOAD	DATA-18	VERBFAN
CLOCPLAY	DINT-18	CLOKJOB V99RECYC
CLOKJOB	BURN-9	CLOKTASK
CLOKTASK	BURN-9	CLOKTASK COMPTGO STCLOK3
CLOSEOUT	DAPA-30	BACKHAND TJLAW4 FEEDBACK XTRANS FAILLOOP
CLUPDATE	TRGX-7	VN1645
CMONENT	ASCT-9	MAINENG
CNTRLOOP	TEST-5	CNTRLOOP
COARS	IMUC-15	IMUCOARS
COARS2	IMUC-15	COARS2
COARSE	ALIN-2	CAL53A INITBY LUNG P51 COARSE
COASTSET	BURN-8	ENGINOF2
COMADRS	TEST-7	ADRS+1 NXTBNK
COMFAIL	BURN-11	DVMON
COMFAIL2	BURN-12	CLOKJOB

DETENTCK	DAPA-13	TSNEXTP
DGCHECK	RADR-21	LRHEIGHT RADAREAD RENDRAD
DIFEQ+2	ORBI-12	NBRANCH
DISPCHNG	BURN-5	TIG-5 P4OSJUNK
DISPEXIT	DESC-9	EXVERT STEER? 1406ALM RODCOMP LUNLAND
DISPLAYE	TRGL-3	P34 P74 INTLOOP
DISPN5X	EXVB-24	
DISPRSET	SERV-18	LANDISP SPEEDRUN
DLY2	MATX-20	DELLOOP WAITLIST VARDELAY
DNDUMP	TELE-6	DNDUMP1
DNDUMP1	TELE-5	DNDUMPI3 DNDUMP
DNDUMP2	TELE-6	DNDUMP1 DNDUMP
DNDUMPI	TELE-5	DNDUMP DNEUMP
DNDUMPI3	TELE-5	DNDUMPI
DNEUMP	EXVB-9	GOEXTVB
DNPHASE1	TELE-2	STARTSUB DNDUMP DNPHASE2
DNPHASE2	TELE-2	DNPHASE1
DNTMFAST	TELE-1	C33TEST
DOCKED	DAPB-2	1/ACCS
DOCKTEST	DAPB-4	SPSCONT
DOCMBASE	EXVB-24	V83CALL
DODES	RADR-10	MOREDES
DODNCHAN	TELE-3	NEXTINSL DNPHASE2
DODNPTR	TELE-4	NEXTINSL DNPHASE2

DODOWNTM	TELE-2	Called via program interrupt #8
DOFSTART	PGSR-1	LIGHTSET
DOFSTRT1	PGSR-1	GOPROG3
DOIT	DESC-15	THROTTLE
DONEYET2	DAPA-32	TIMQGMBL
DOROTAT	DAPA-24	AFTERTJ
DORREPOS	RADR-3	RRGIMON
DORROUT	RADR-12	DODES
DORSAMP	RADR-16	RADSAMP
DOT6RUPT	DAPA-1	Called via program interrupt #1
DOW..	ORBI-14	INTGRATE NBRANCH
DPDAT1	DAPB-19	
DPINSF+2	DATA-24	PUTDCSF2
DPOUT	DATA-11	DEC DSP3
DSP2DEC	DSKY-11	DSPDPDEC
DSP68	EXVB-30	WAIT68 LRON
DSPA	DATA-7	DSPAB VERBFAN
DSPAB	DATA-8	VERBFAN DSPABC
DSPA	DATA-7	DSPAB VERBFAN
DSPAB	DATA-8	VERBFAN DSPABC
DSPABC	DATA-8	VERBFAN
DSPALARM	DATA-5	ENTER NVSUB TESTNN MIXNOUN DSPA DSPB DSPC DSPAB DSPABC DEC DSP3 DSPDPDEC BLOAD ABLOAD ABCLOAD PUTDCSF2 VERBFAN CLOAD
DSPB	DATA-7	VERBFAN
DSPC	DATA-7	VERBFAN
DSPCOM2	DATA-8	DSPA DSPC DSPB
DSPDC2NR	DSKY-11	M/SOUT

DSPDCEND	DATA-14	DECDSP3 ARTOUTSF DEGOUTSF M/SOUT 2INTOUT
DSPDCPUT	DATA-9	DSPDCEND
DSPDCWD1	DSKY-9	DSPDCWD1 DSPDC2NR DSPDECVN DSP2DEC
DSPDECVN	DSKY-11	2INTOUT UPDATNN UPDATVB DSPMMJOB
DSPDECWD	DSKY-9	HMSOUT DSPDCEND
DSPDPDEC	DATA-15	VERBFAN
DSPFMEM	DATA-26	VERBFAN
DSPIN	DSKY-13	NUM WDAGAIN DSPDCWD1 5BLANK M/SOUT
DSPIN1	DSKY-13	11DSPIN DSPIN
DSPMMJOB	DATA-17	STARTP66 STARTP67 STARTP64 P65START REDO TSTLTS3 ENDTEST1 UUPDATE V37XEQ GOPROG3
DSPOCTWD	DSKY-9	TESTNN DSPCOM2 DSPFMEM
DSPOPTN	ALIN-26	DSPOPTN
DSPRRLOS	RNAV-43	VERB85
DSPSCAN	INTR-4	T4RUPT QUIKDSP DSPSCAN
DSPSIGN	DSKY-10	DSPDECWD DSPDC2NR DSP2DEC
DSPV6N79	ALIN-11	YMKRUPT CHANGEVB DSPV6N79 SURFAGAN
DUMMYJB2	MATX-10	DOFSTR1 ENDRSTR1 EJSCAN
DVMON	SERV-3	AVERAGEG
DXCOMP	CONC-4	PERIODCH
DYNMDISP	BURN-12	P41LM DYNMDISP

EARTHMX	COOR-2	LAT-LONG LALOTORV
EARTH*	TEST-15	PIPACHK PIPJOB
EJSCAN	MATX-16	PRIOCHNG JOBSLEEP EJSCAN
ELCALC	TRGL-5	V82CALL TICKTEST V82GON2 CALCTFF COMPDISP R36 SBANDEX ADTIME
ENDEXT	DINT-17	R62DISP V89CALL V89RECL AVEIT RO4END V67CALL RRLOSDSP VBCOARK IMUFINEK IMUATTCK ALINTIME V73UPDAT AGSINIT AGSDISP AGSVCALC UPOUT4 DAPDATA2 DAPDATA1 TRIMDONE SDISPLAY WAIT68 ENDTEST1 ENDRO3
ENDIMU	IMUC-18	IMUZERO2 COARS2 IMUFINED
ENDINT	ORBI-2	STATINT1
ENDLRV	SERV-13	LRVJOB
ENDMANU1	ATTM-2	TOBALLA R61TEST
ENDMANUV	ATTM-2	
ENDOFJOB	MATX-16	DORROUT LRS24.1 OMEGCALC DATDCHK TESTNN DSPCOM2 HMSOUT DSPDPDEC MONITOR ALMCYCLE OKTOPLAY MAKEMARK OKTOCOPY XCHSLEEP NOUN ENTER R61C+L06 DSPDCEND PREREAD
ENDP76	ORBI-25	P76
ENDPRCHG	MATX-15	EJSCAN
ENDRADAR	RADR-18	RADSTALL STDESIG RRZ2
ENDRET	DINT-16	NORMWAKE MARKWAKE
ENDR29RD	RNAV-33	R29RDJOB
ENDRRD29	RNAV-33	R29RDJOB R29RANGE
ENDRO3	DAPB-21	DAPDATA2
ENDRSTRT	PGSR-11	GOPROG3
ENDSTATE	ORBI-13	DIFEQ+2

GET+MGA	TRGX-15	VN1645
GETAZEL	ALIN-21	R52
GETCADR	MATX-24	LONGCYCL
GETCOMP	DATA-21	BLOAD CLOAD ABLOAD ABCLOAD PUTNORM PUTCOM
GETDAT	ALIN-4	AOTMARK GETDAT PASTIT
GETI	DATA-22	PUTCOM DEGINSF
GETINREL	DSKY-4	5BLANK NUM POSGN NEGSN CLEAR +ON -ON
GETLMATT	ALIN-26	DSPOPTN
GETMKS	ALIN-6	MARKCHEX SURFAGAN OPTAXIS
GETTRANS	BURN-14	UPDATEVG
GETRVN	EXVB-26	V83CALL REV83
GETX	CONC-10	TIMERAD TIMETHET LAMBLOOP
GLOCKMON	IMUC-8	PROCEEDE
GOABORT	ASCT-4	ABRTJASK
GOBAQUE	ORBI-12	GAMCOMP OBLATE ENDSTATE
GOCUTOFF	BURN-11	*ENTER
GODSP	DINT-1	ASCTERM1
GODSPR	DINT-1	REDOMANC GYCOARS
GODSPRET	DINT-1	P51 P41LM
GODSPRS1	DINT-5	GODSPR, GOFLASHR GOPERF1R GOPERF2R GOPERF4R, REGODSPR REFLASHR GOXDSPR GOXDSPFR GOMARK2R PRIODSPR
GOESTIMS	TEST-11	REDO
GOEXTVB	EXVB-1	VERBFAN

GOFLASH	DINT-1	R62DISP V89CALL V89RECL PLANET CHKS DATA DISPLAYE P52B R59 GVDETER R59ALM 79DISP INITBY DSPORTN VNO611 P34 R55 R52 P52D REDO SHOW ORBCHGO PROG21 REP4OALM P12LM CUTOFF LANDJUNK GOTOPOOH P76 N89DISP GETAZEL P74 INTLOOP S34/35.5 P57OPT P30 P32 P72 P32/P72F P33 P73 P33/P73B P33/P73F VN1645 ALMXIT NTARGCHK VNO655
GOFLASH2	DINT-5	GODSP GODSPRET GOFLASH GOPERF1 GOPERF2 GOPERF4 REGODSP REFLASH CLEANDSP GOXDSP EXDSPRET GOXDSPF GOMARK2 GOMARK3 GOMARK4 KLEENEX PRIODSP
GOFLASHR	DINT-1	POSTBURN V99RECYC P47BODY
GOLOADV	EXVB-6	GOEXTVB
GOMANUR	ATTM-1	
GOMARK2	DINT-4	
GOMARK2R	DINT-4	
GOMARK3	DINT-4	AGSVCALC
GOMARK3R	DINT-4	TRIMDONE WAIT68
GOMARK4	DINT-5	PASTIT RO4X
GOODMANU	ATTM-8	NOGO
GOODRAD	RADR-22	LRHEIGHT RADAREAD RENDRAD
GOPERF1	DINT-1	P51 P52D R51 R51K P57POST P2OLEMB7 R23LEM P4OAUTO ASTNRET P06
GOPERF1R	DINT-2	
GOPERF2	DINT-2	
GOPERF2R	DINT-2	TOBALLA R21DSP
GOPERF4	DINT-2	ORBCHGO PROG21
GOPERF4R	DINT-2	P52B P57OPT

GOPOST	BURN-11	*ENTER
GOPROG	PGSR-9	Called via program interrupt #11 VERB69
GOPROG2	PGSR-10	TRMTRACK SEUDOPOO V37RET
GOPROG2A	PGSR-10	
GOPROG3	PGSR-10	GOPROG
GOSHOSUM	EXVB-10	GOEXTVB
GOTOPOOH	PGSR-11	TERMASC P12LM TERM40 STOPQLOK P4OAUTO P21VSAVE P47BODY SERVIDLE ASTNRET P64DISPS LANDJUNK N89DISP ENDP76 P34 P74 INTLOOP DISPLAYE S34/35.5 GETAZEL DSPLY81 P30 P57OPT KILLAOT P32/P72F P33 P73 P33/P73B P33/P73F VN1645 VNO611 N45PROC ALMXIT NTARGCHK GOPROG3 POSTAND HIGATJOB ORBCHGO PROG21 GVDETER DSPOPTN INITBY REP4OALM P57POST 79DISP R59ALM R59 R55 R52 R51K R51 REGCOARS P52D P52B CHKSDATA DSPV6N79 VNO655 R61TEST R02BOTH P51 P51C IMUCHK GETDAT PASTIT
GOXDSP	DINT-3	
GOXDSPF	DINT-4	SDISPLAY VBCOARK IMUFINEK IMUATTCK AGSDISPK OHWELL1 OHWELL2 UPVERIFY V82CALL V82GOFLP V82GON DISP5X R36 ALINTIME R04X DSPV6N79 GETDAT
GOXDSPFR	DINT-4	DAPDATA1 DAPDATA2 VBCOARK SBANDEX DSPRRLOS V67CALL R04Z DSP68
GOXDSPR	DINT-3	
GRABGRAV	ALIN-35	GREED
GREED	ALIN-35	ADDGRAV
GTS	DAPA-28	QRAXIS TRYGTS
GTSQRT	DAPA-34	RSTOFGTS
GUILDRET	DESC-4	IGNALOOP
GVDETER	ALIN-33	BYLMATT GVDETER
GYCOARS	ALIN-17	P52D
GYROEXIT	IMUC-13	STRTYGR2 8192AUG

HAVEGUES	TRGL-9	S40.9
HIENERGY	CONC-8	LAMBLOOP
HIGATJOB	SERV-8	MUNRETRN
HMSIN	DATA-25	PUTDCSF2
HMSOUT	DATA-11	DEC DSP3
IDLERET3	DINT-15	RECALTST
IFAILOK	IMUC-17	IMUFINE
IGNALOOP	DESC-2	EXGSUB
IGNITION	BURN-5	*PROCEED TIG-0
IMUATTCK	EXVB-5	GOEXTVB
IMUBAD	IMUC-18	ENDTNON STRTGYRO 8192AUG COARS COARS2 IMUZERO2 ENDIMU IMUFINED
IMUCHK	ALIN-36	P51 P57
IMUCOARS	IMUC-14	REDO PIPJOB VBCOARK COARSE
IMUFINE	IMUC-17	REDO IMUFINEK COARSE
IMUFINED	IMUC-17	STRGTGR2 IMUFINE
IMUFINEK	EXVB-4	GOEXTVB
IMUGOOD	IMUC-18	
IMUMON	IMUC-4	PROCEEDE
IMUPULSE	IMUC-10	EARTH* PERFERAJ IMUFINEK 1/GYRO STRTGR2 GYCOARS R55 INITBY
IMUSTALL	IMUC-17	REDO PIPJOB EARTH* PERFERAS VBCOARK IMUFINEK AGSVCALC VBZERO 1/GYRO COARSE R55 INITBY GYCOARS

KALCMAN3	ATTM-4	GOMANUR
KEPCONVG	CONC-5	KEPLOOP BRNCHCTR
KEPLERN	CONC-3	KEPPREP
KEPLOOP	CONC-4	BRNCHCTR
KEPPREP	ORBI-15	RVCON GOBAQUE NBRANCH
KEYRUPT1	DSKY-1	Called via program interrupt #5
KILLAOT	ALIN-36	GETDAT PASTIT DSPV6N79
KLEENEX	DINT-5	
LALOTORV	COOR-4	N89DISP
LAMBERT	CONC-6	INITVEL2
LAMBLOOP	CONC-7	HIENERGY LAMBLOOP LOENERGY
LAMENTER	CONC-12	INITV
LANDISP	SERV-15	R10,R11
LANDJUNK	DESC- 18	
LASTBIAS	IMUC-3	PREREAD
LAT-LONG	COOR-3	PROG21 LANDJUNK N89DISP
LEMCONIC	ORBI-3	S52.3 V89RECL LPS20.1 LRS24.1 SBANDANT
LEMPREC	ORBI-2	LOCSAM P57D PROG21 AGSVCALC V82GOFF1 V83CALL REV83 R36 S30.1 PRECSET P12LM S40.1B P63LM
LEMVEC	EXVB-9	GOEXTVB
LGCUPDTE	RNAV-36	RANGEBQ
LIGHTSET	PGSR-10	GOPROG GOPROG2A

LITIT	RADR-25	ONLITES
LOADLV	DINT-14	ALOAD BLOAD CLOAD ABLOAD ABCLOAD PUTNORM HMSIN GOLOADLV BITSOFF2
LOGSAM	ALIN-13	PLANET R51
LODNNTAB	DATA-4	TESTNN ALOAD BLOAD CLOAD ABLOAD ABCLOAD UPDATNN
LOENERGY	CONC-8	LAMBLOOP
LOGSUB	MATX-6	
LONGCALL	MATX-23	
LONGCYCL	MATX-23	LONGCALL LONGCYCL
LPS20.1	RNAV-8	P2OLEM1 R21LEM1 R61C+LO2 READRDOT 60TIMES
LRALT	RADR-17	DORSAMP LRHJOB
LRHEIGHT	RADR-20	RADAREAD
LRHJOB	SERV-12	R10,R11
LROFF	EXVB-7	GOEXTVB
LRON	EXVB-7	GOEXTVB
LRP2COMM	EXVB-30	LRPOS2K1
LRPOS2	RADR-23	LRP2COMM HIGATJOB
LRPOS2K	EXVB-7	GOEXTVB
LRPOS2K1	EXVB-7	LRPOS2K
LRPOSCAN	RADR-23	LRPOS2 LRPOSCAN
LRPOSOUT	DATA-11	DECDSP3
LRS22.1	RNAV-21	R22LEM
LRS24.1	RNAV-28	DATGDCHK R24LEM

P33	TRGX-4	
P33/P73B	TRGX-4	P33/P73F
P33/P73E	TRGX-5	P33/P73E
P33/P73F	TRGX-5	P33/P73F
P34	TRGL-1	
P34/P74C	TRGL-1	INTLOOP
P35	TRGL-4	
P35/P75B	TRGL-4	P35/P75B

P4OALM	BURN-2	P4OIM P42IM
P4OAUTO	BURN-13	UPTHROT BURNBABY P4OAUTO
P4OIGN	BURN-6	IGNITION
P4OIN	BURN-1	P4OIM
P4OLM	BURN-1	
P4OSJUNK	BURN-4	TIG-5
P4OSPOT	BURN-3	BURNBABY
P4OZOOM	BURN-7	
P41BLANK	BURN-4	TIG-35
P41LM	BURN-2	
P41SPOT	BURN-3	BURNBABY
P42IGN	BURN-6	P63IGN ABRTIGN IGNITION
P42LM	BURN-1	
P42STAGE	BURN-1	REP4OALM

P47BODY	BURN-13	STARTP47 P47BODY
P47LM	BURN-13	
P51	ALIN-1	P51 P51C V37
P51B	ALIN-1	P51
P51C	ALIN-1	P51C
P52B	ALIN-15	
P52D	ALIN-16	P52B P52D P52LS
P52LS	ALIN-15	
P57	ALIN-25	
P57D	ALIN-25	P57 OPT
P57OPT	ALIN-25	P57OPT
P57OPT0	ALIN-27	ATTCHK
P57OPT1	ALIN-27	ATTCHK
P57OPT2	ALIN-28	ATTCHK
P57OPT3	ALIN-28	ATTCHK
P57POST	ALIN-36	SURFLINE INITBY SURFDISP
P63DISPS	DESC-9	ZOOM DISPEXIT
P63IGN	BURN-6	IGNITION
P63LM	DESC-1	
P63ZOOM	BURN-7	ZOOM
P64DISPS	DESC-9	DISPEXIT P64DISPS
P65START	DESC-5	GUILDRET
P66VERT	DESC-12	VERTGUID

P70	ASCT-3	V37
P70A	ASCT-3	R10,R11
P71	ASCT-3	V37
P71A	ASCT-3	P70A R10,R11
P72	TRGX-2	
P73	TRGX-4	
P74	TRGL-1	
P75	TRGL-4	
P76	ORBI-23	

PACKOPTN	ALIN-26	P57OPT
PARAM	CONC-9	TIMERAD APSIDES TIMETHET
PASTEVB	DATA-16	MONDO DSPALARM
PASTIT	ALIN-6	CHANGEVB
PAXFLIT	DAPA-10	PAXIS
PAXIS	DAPA-6	
PERFERAS	TEST-17	ALFLT
PEGI	DAPA-15	RATERROR
PERIAP0	CONC-13	INTLOOP CSI/B2
PERIAP01	CONC-13	S30.1 CIRCL
PERIODCH	CONC-3	PERIODCH
PFAIL0K	IMUC-10	UNZ2
PFLITE0B	DAPB-18	P12RET P40IGN ASTNRET

PIC1	ALIN-22	PIC1 PIC3
PIC3	ALIN-22	PIC3
PICEND	ALIN-24	PIC1
PINBRNCH	DINT-17	TSTLTS3 ABORTALM VBRELDSP IDLERET3 ALM/END VBZERO RRESEND TRMTRACK LRON LROFF LRP2COMM DAPATTER TOTATTER SNUFFOUT GSMVEC DNEDUMP OUTSNUFF MINIMP NOMINIMP R77END WMATRXNG UPDATOFF ATTACHIT V37BAD RO4Z RATEDSP <u>V59GP63</u>
PIPACHK	TEST-12	REDO TORQUE
PIPASR	SERV-1	PREREAD READACCS NBDONLY LUNG GRABGRAV
PIPATASK	TEST-12	PIPACHK PIPATASK
PIPFREE	IMUC-3	AVGEND
PIPJOB	TEST-13	PIPATASK
PIPUSE	IMUC-3	LASTBIAS
PITCHOFF	DAPB-21	TRIMGIMB
PITFALL	DESC -16	Called via program interrupt #10
PJETSLEC	DAPA-16	TSNEXT PEGI PURGENCY
PLANET	ALIN-12	P51C R51E AZEL R59RETA STAR
PLAYJUM1	DINT-7	OKTOPLAY XCHSLEEP NV50DSP NORMRET NORMWAKE NORMBNCH
POLYCOEF	CONC-11	WLOOP
POODOO	PGSR-12	AOTMARK 1406POO DSPALARM POODOO1 CSHOLE GOBAQUE COMMNOUT TIMETHET TIMERAD
POODOO1	PGSR-12	SOFT DLY2 LONGCALL
POOH	PGSR-6	CANV37
POSGN	DSKY-4	CHARIN
POSTAND	PGSR-13	POSTAND P06

R23LEM	RNAV -19	P20LEMB7 R23LEM3
R23LEM2	RNAV -20	R23LEM
R23LEM3	RNAV -20	R23LEM
R24END	RNAV -20	R24LEM
R24LEM	RNAV -20	R24LEM3 R21LEM R23LEM1
R24LEM3	RNAV -20	R24LEM
R29	RNAV -31	COPYCYC1
R29.LOS	RNAV -31	R29
R29DODES	RNAV -34	BEGDES29 R29DODES
R29DPAS2	RNAV -35	R29DODES
R29RANGE	RNAV -33	R29RANGE
R29RDJOB	RNAV -32	R29READ
R29READ	RNAV -32	R29DPAS2 R29READ
R29REMOJ	RNAV -32	R29
R31CALL	EXVB-23	V83PERF R31CALL
R36	EXVB-26	V90PERF
R51	ALIN-19	P52B REGCOARS R51 R51K ASTNRET
R51E	ALIN-19	R51 R51E
R51K	ALIN-20	GYCOARS
R52	ALIN-21	R51E R52 AZEL
R55	ALIN-22	R51E
R56	ALIN-22	R51
R59	ALIN-30	79DISP R59ALM R59
R59ALM	ALIN-33	INCAZ
R59OUT	ALIN-33	R59 R59ALM

R59RET	ALIN-33	R59OUT
R60LEM	ATTM-1	R62DISP V89RECL R61C+L02 P40IN P41LM ASTNRET AZEL
R61C+L01	RNAV-10	R61C+L06
R61C+L02	RNAV-11	R61C+L01 R61LEM
R61C+L06	RNAV-12	R61C+L02
R61LEM	RNAV-10	P20LEMA R24LEM3 R22LEM R23LEM3
R61TEST	ATTM-2	TOBALLA
R62DISP	ATTM-11	CREWMANU
R65LEM	RNAV-10	P25LEM1 R22LEM R22LEM42 RANGEBQ
R77	EXVB-9	GOEXTVB
R77CHECK	RADR-24	RADAREAD
R77END	EXVB-9	GOEXTVB
RADAREAD	RADR-19	Called via program interrupt #9
RADLITES	RADR-25	GOODRAD RESAMPLE
RADSAMP	RADR-15	RO4X RO4Z RADSAMP
RADSTALL	RADR-18	R29RDJOB DORSAMP R29RANGE R22RSTRT R21LEM1 R29REMOJ READRDOT R21LEM VBZERO RRDESK2 LRP2COMM HIGATJOB LRHJOB LRVJOB R61C+L01
RADSTART	RADR-24	INITREAD RESAMPLE RADSTART
RANGEBQ	RNAV-26	LSR22.3 LSR22.4
RASTEER1	BURN-17	S40.8
RATEDAMP	DAPA-15	DETENTCK
RATEDISP	EXVB-7	GOEXTVB
RATELOOP	DAPA-6	RATELOOP
RATERROR	DAPA-14	DETENTCK RATEDAMP
RCS	DAFA-18	QRAXIS TRYGTS
RCSMONIT	DAPA-33	PROCEEDE
RDBADEND	RADR-19	BADRAD ENDRADAR LRPOSCAN STDESIG
RDGIMS	SERV-13	LRVJOB
RDRUSECK	EXVB-29	VBZERO VBCOARK LRPOS2K1 RO4 R77

READACCS	SERV-1	READACCS
READRDOT	RNAV -21	READRDOT
RECALST	DINT-15	VBRESEQ LOADLV
RECTEST	ORBI-8	TIMESTEP LUNSPH
RECTIFY	ORBI-5	INTEGRVS RVCON RECTOUT ORIGCHNG RECTEST GOBAQUE FAZC
RECTOUT	ORBI-4	A-PCHK
REDESIG	DESC -5	TFFINCR
REDESMON	DESC -16	PITFALL REDESMON
REDO	TEST-10	SYSTEST
REDOMANC	ATM-1	TOBALLA
REDOPRIO	DINT-9	NV5ODSP
REFLASH	DINT-3	CLOKJOB P64DISPS VERTDISP
REFLASHR	DINT-3	TIGNOW
REFMT	COOR-8	LANDJUNK GETLMATT SURFDISP
REGCOARS	ALIN -35	P52D
REGODSP	DINT-2	TIG-30A CLOKJOB P63DISPS P64DISPS
REGODSPR	DINT-3	
REJECT	ALIN-9	MARKRUPT
RELDSP	DINT-13	TSTLTS3 ABORTALM VBRELDSP VERBFAN VBRESEQ VBRQEXEC LOADLV RECALST V37BAD POOH V37XEQ VBRQWAIT
RELDSP1	DINT-13	VBRELDSP MONITOR
RELINUS	ATM-12	SEUDOPOO CHKLINUS
REMARK	ALIN-9	VACSTOR
REMODE	RADR-9	R29REMOJ

RENRAD	RADR-21	RADAREAD					
REP4OALM	BURN-2	REP4OALM					
REQDATX	DSKY-5	ALOAD	ABLOAD	ABCLOAD			
REQDATY	DSKY-5	BLOAD	ABLOAD	ABCLOAD			
REQDATZ	DSKY-5	TESTNN	CLOAD	ABCLOAD			
REQMM	DSKY-5	MMCHANG					
RESAMPLE	RADR-21	RADAREAD					
RESET22	PGSR-7	RESET22					
RESET57	EXVB-30	WAIT68					
RESTORDB	DAPB-18	ALLCOAST	DAPDATA2	ENDRO3	TERMASC	TERM40	
		TRMTRACK	R23LEM	R61C+LO2			
RETURNTJ	DAPB-16	Z123COMP	ZONE1	ZONE2	ZONE3	ZONE4	RUFLAW2
		RUFLAW12					
REV83	EXVB-24	COMPDISP					
RGOODEND	RADR-18	GOODRAD	LRPOS2	LRPOSCAN	R77CHECK	REMODE	RRZERO
RGVGCALC	DESC-6	TTFINCR	REDESIG				
RHCACTIV	DAPA-22	CHEKSTIK					
RMODINV	RADR-8	LUNDESCH	REMODE	RRDESNB	RRDESSM		
RNDREFDR	IMUC-15	P06	IMUMON				
RODCOMP	DESC-12	P66VERT	RODTASK				
RODTASK	DESC-12	P66VERT					
ROOTLOOP	DESC-17	ROOTLOOP					
ROOTPSRS	DESC-17	TTF/8CL					
ROPECHK	TEST-7	SELFCHK	CNTRLOOP				
RPCOMP2	ASCT-12	ASCENT	CMPOONENT				
RR1AX2	RADR-4	RR1AX2	RRTONLY				
RRANGLES	RADR-7	RRDESSM					
RRANGOUT	DATA-26	DEC DSP3					
RRAUTCHK	RADR-1	PROCEEDE					
RRCDUCHK	RADR-1	RRAUTCHK					
RRDESDUN	RADR-11	DODES					
RRDESEND	EXVB-5	GOEXTVB					
RRDESK2	EXVB-5	VBCOARK					
RRDESNB	RADR-6	RRDESK2	R21LEM	R21LEMB			

STARTP67	DESC-11	LUNLAND
STARTSB1	PGSR-2	ENEMA
STARTSB2	PGSR-3	GOPROG2 STARTSB1
STARTSUB	PGSR-2	SLAP1 GOPROG LIGHTSET
STATEINT	ORBI-1	ENDINT
STATINT1	ORBI-1	POOH STATEINT
STCLOK3	BURN-9	P4OSPOT COMFAIL EXGSUB
STDESIG	RADR-9	BEGDES MOREDES DORROUT CSMINT
STEER?	DESC-9	AFCCALC1 EXBRAK
STEERING	BURN-7	ULLGNOT
STIKLOAD	DAPB-19	
STMIN-	DAPB-8	ACCTHERE
STOPCLOK	BURN-10	CLOKJOB V99RECYC
STOPRATE	DAPA-32	TRMTRACK ALLCOAST STEERING NOATTENT DVMON STRTP66A EXVERT NOGO 1406ALM STEER? ATMAG
STRTGYRO	IMUC-11	IMUPULSE STRTGYR2 8192AUG
STRTGYR2	IMUC-11	STRTGYR2
STRTP66A	DESC-11	LUNLAND
STSHOSUM	TEST-7	SHOWSUM2 NXTBNK
SUFFCHEK	CONC-8	LAMBLOOP HIENERGY LOENERGY
SUPDACAL	MATX-26	CC IADRS
SUPERJOB	DAPA-10	PAXFILT BACKP
SURFAGAN	ALIN-11	DSPV6N79
SURFDISP	ALIN-30	
SURFEND	ALIN-11	DSPV6N79
SURFLINE	ALIN-28	SAMETYP R59RET

SURFSTAR	ALIN-11	AVESTAR
SURFSTOR	ALIN-8	YMKRUPT
SVCT3	IMUC-1	SVCT3 T3RUPT STARTSB2 DLY2 WTLST5
SVDWN1	TELE-6	ENDSTATE A-PCHK INTWAKEU P76 ATTACHIT ORBCHGO FAZAB3
SVDWN2	TELE-6	ENDSTATE A-PCHK INTWAKEU FAZAB3
SWCALL	MATX-25	
SWRETURN	MATX-25	
SYNCT4	INTR-5	QUIKDSP SYNCT4
SYSTEST	EXVB-10	GOEXTVB
T3RUPT	MATX-22	TASKOVER Called via program interrupt #3
T4RUPT	INTR-2	QUIKDSP SYNCT4 T4RUPT Called via program interrupt #4
T5RUPT	DAPA-1	Called via program interrupt #2
T6JOBCHK	DAPA-1	DOT6RUPT
TASKOVER	MATX-22	WAKER LONGCYCL
TCGETCAD	MATX-19	DELLOOP
TDISPSET	DESC-10	TTFINCR TTF/8CL
TERMASC	ASCT-12	CUTOFF
TERMATE	DINT-15	RECALTST
TERM40	BURN-9	POSTBURN TIGNOW
TESTLOOP	ORBI-5	ALOADED GOBAQUE ENDSTATE WMATEND CKMID2
TESTNN	DATA-3	MONDO
TESTXACT	EXVB-2	VBCOARK IMUATTCK V47XACT DAPDISP CREWMANU ALINTIME R04 VB64 V67 V73UPDAT V82PERF V83PERF VERB85 V90PERF GOSHOSUM SYSTEST IMUFINEK LRON V89PERF

TFFEL1	EXVB-23	CALCTFF	
THROTTLE	DESC-14	EXVERT RODCOMP	
THROTUP	ASCT-6	UPTHROT	
TICKTEST	EXVB-19	V82CALL TICKTEST	
TIG-0	BURN-5	TIG-5	
TIG-5	BURN-4	TIG-30 COMFAIL2	
TIG-30	BURN-4	TIG-35	
TIG-30.1	BURN-4	TIG-35	
TIG-30A	BURN-4	TIG-30.1	
TIG-35	BURN-4	P41SPOT	
TIGNOW	BURN-8	TIGTASK	
TIGTASK	BURN-5	TIG-0	
TIMEDIDL	EXVB-15	UPEND73 UPEND70	
TIMEGMBL	DAPA-31	TRYGTS SPSCONT	
TIMERAD	CONC-1	VNO611	
TIMESTEP	ORBI-6		
TIMETHET	CONC-2	INTLOOP	CDHMVR CSI/B2 ORBCHGO
TIMQGMBL	DAPA-31	TIMEGMBL	
TJETLAW	DAPB-12	PURGENCY TJLAW4	
TJLAW	DAPA-24		
TJLAW4	DAPA-24		
TNONTEST	IMUC-6	IMUMON	
TOBALLA	ATTM-1	REDOMANC ENDMANUV	
TOPSEUDO	DAPA-23	ENTERUV	
TORQUE	TEST-12	PERFERAS	
TOTATTER	EXVB-7	GOEXTVB	

TRIMDONE	DAPB-21	PITCHOFF
TRIMGIMB	DAPB-21	DAPDATA2
TRMTRACK	EXVB-6	R61TEST GOEXTVB R22LEM R23LEM2 P20LEM1 60TIMES P20LEMB7 CSMINT R21LEM R21LEM1 R24LEM R21DISP
TRYGTS	DAPA-27	QRAXIS
TRYUORV	DAPA-11	TRYUORV
TSNEXTP	DAPA-12	CHKVISFZ TRYUORV
TSNEXTS	DAPA-20	RCS +XORULGE
TSTLTS2	TEST-1	VBTSTLTS
TSTLTS3	TEST-1	TSTLTS2
TTFINCR	DESC-5	GUILDRET STARTP64
TTF/8CL	DESC-6	RGVGCALC
TWIDDLE	MATX-19	

ULLGNOT	BURN-4	TIG-30
ULLGTASK	BURN-4	TIG-30 STOPCLOK GOPOST GOCUTOFF
UNZ2	IMUC-9	ISSZERO ENDTNON
UPDATCHK	SERV-8	MUNRETRN
UPDATEVG	BURN-14	STEERING CALCN85
UPDATOFF	EXVB-11	GOEXTVB
UPDATNN	DATA-17	MONDO NVSUB
UPDATVB	DATA-17	CLEAR NVSUB PASTEVB ALMCYCLE ABLOAD ABCLOAD
UPDTCALL	ATM-8	CONTMANU
UPEND70	EXVB-16	UPJOB
UPEND71	EXVB-16	UPJOB
UPEND72	EXVB-17	UPJOB
UPEND73	EXVB-15	UPSTORE

UPERROUT	EXVB-17	UPEND71 UPEND72
UPJOB	EXVB-16	UPSTORE
UPOUT4	EXVB-17	OHWELL1 OHWELL2 UPVERIFY UPEND73 UPEND70 UPEND71 UPERROUT
UPPSV	RNAV-9	P2OLEMC3 R21LEM8
UPPSV4	RNAV-10	UPPSV
UPRUPT	TELE-1	Called via program interrupt #7
UPSTORE	EXVB-15	UPVERIFY
UPTHROT	ASCT-6	GOABORT
UPUPDATE	EXVB-14	V73UPDAT
UPVERIFY	EXVB-15	OHWELL2 UPVERIFY
UPTMFAST	TELE-1	C33TEST
USEPIOS	ORBI-15	INTEGRV ATTACHIT
V1STO2S	MATX-8	
V37	PGSR-5	MMCHANG VERB96 SEUDOPOO
V37BAD	PGSR-6	V37
V37RET	PGSR-14	V37
V37XEQ	PGSR-8	SEUDOPOO
V47TXACT	EXVB-6	GOEXTVB
V59GP63	EXVB-30	LRPOS2K
V67	EXVB-8	GOEXTVB
V67CALL	RNAV 40	V67
V70UPDAT	EXVB-8	GOEXTVB
V71UPDAT	EXVB-8	GOEXTVB
V72UPDAT	EXVB-8	GOEXTVB
V73UPDAT	EXVB-8	GOEXTVB
V82CALL	EXVB-17	V82PERF

V82GOFF1	EXVB-18	V82GOFLP	
V82GOFLP	EXVB-17	V82GOFLP	
V82GON	EXVB-19	V82CALL	
V82GON1	EXVB-19	V82GON	V82GON2
V82GON2	EXVB-20	V82GON1	
V82PERF	EXVB-10	GOEXTVB	
V83CALL	EXVB-24	R31CALL	
V83PERF	EXVB-10	GOEXTVB	
V89CALL	ATTM-11	V89PERF	
V89PERF	EXVB-10	GOEXTVB	
V89RECL	ATTM-11	V89RECL	
V90PERF	EXVB-10	GOEXTVB	
V99RECYC	BURN-10	*ENTER	
VACSTOR	ALIN-8	YMKRUPT	
VALMIS	TEST-14	PERFERAS	
VALTCHK	SERV-11	VMEASCHK	WSTOR
VARALARM	PGSR-14	ALMXIT	
VARDELAY	MATX-24		
VB64	EXVB-8	GOEXTVB	
VBCOARK	EXVB-3	GOEXTVB	
VBPROC	DINT-14	PROCKEY	VERBFAN
VBRELDSP	DSKY-8	CHARIN	
VBRESEQ	DINT-14	VERBFAN	
VBRQEXEC	PGSR-8	VERBFAN	
VBRQWAIT	PGSR-8	VERBFAN	

VBTERM	DINT-14	VERBFAN JAMTERM
VBSTLTS	TEST-1	VERBFAN
VBZERO	EXVB-3	GOEXTVB
VECPNT1	ATTM-3	R61C+L01
VECPPOINT	ATTM-3	R61C+L01 R60LEM REDOMANC V89RECL
VERB	DSKY-2	CHARIN
VERB69	EXVB-8	GOEXTVB
VERB85	EXVB-10	GOEXTVB
VERB96	EXVB-11	GOEXTVB
VERBFAN	DATA-5	ENTPASO TESTNN MIXNOUN
VERTDISP	DESC-10	DISPEXIT
VERTGUID	DESC-12	RGVGCALC LUNLAND STRTP66A
VGAIN*	BURN-14	FIRSTMME
VMEASCHK	SERV-9	UPDATCHK NOREASON
VNO611	TRGX-1	VNO611
VNO655	TRGX-2	VNO611
VN1645	TRGX-6	P34 P74 INTLOOP P35 P75 P35/P75B P31 JUNCTN1 DSPLY81 P39 P79 P30 VNO655 P32/P72F P33 P73 P33/P73F
VOPENED	DAPA-33	RCSMONIT
WAITLIST	MATX-19	
WAKER	MATX-19	DELLOOP
WANTAPS	BURN-4	TIG-30
WCALC	ATTM-6	KALCMAN3
WDAGAIN	DSKY-9	WDAGAIN
WHIMPER	PGSR-12	SERVIDLE POODOO BAILOUT1 ABORT
WITCHONE	DINT-10	OKTOPLAY OKTOCOPY JOBXCHS

VBTERM	DINT-14	VERBFAN JAMTERM
VBSTLTS	TEST-1	VERBFAN
VBZERO	EXVB-3	GOEXTVB
VECPNT1	ATTM-3	R61C+L02
VECPPOINT	ATTM-3	R6OLEM REDOMANC V89RECL
VERB	DSKY-2	CHARIN
VERB69	EXVB-8	GOEXTVB
VERB85	EXVB-10	GOEXTVB
VERB96	EXVB-11	GOEXTVB
VERBFAN	DATA-5	ENTPASO TESTNN MIXNOUN
VERTDISP	DESC-10	DISPEXIT
VERTGUID	DESC-12	RGVGCALC VRTSTART RESTART?
VGAIN*	BURN-14	FIRTTME
VMEASCHK	SERV-9	UPDATCHK NOREASON
VNO611	TRGX-1	VNO611
VNO655	TRGX-2	VNO611
VN1645	TRGX-6	P34 P74 INTLOOP P35 P75 P35/P75B P30 VNO655 P32/P72F P33 P73 P33/P73F
VOPENED	DAPA-33	RCSMONIT
VRSTART	DESC-11	STRIP66A
WAIT68	EXVB-30	WAIT68
WAITLIST	MATX-19	
WAKER	MATX-19	DELLOOP
WANTAPS	BURN-4	TIG-30
WCALC	ATTM-6	KALCMAN3
WDAGAIN	DSKY-9	WDAGAIN
WHIMPER	PGSR-12	SERVIDLE POODOO BAILOUT1 ABORT
WITCHONE	DINT-10	OKTOPLAY OKTOCOPY JOEXCHS