

# Ascent Checklist

## STS-119

---

**Mission Operations Directorate  
Flight Design and Dynamics Division**

**Final  
July 11, 2008**

National Aeronautics and  
Space Administration

**Lyndon B. Johnson Space Center**  
Houston, Texas





ASCENT C/L STS-119

FINAL (July 11, 2008)

## PCN-3 (Jan 16, 2009) Sheet 1 of 1

List of Implemented Change Requests (482s):

MULTI-1829

Incorporate the following:

1. Replace v thru viii
2. Replace FB 2-9 & FB 2-10
3. Replace 4-1 & 4-2
4. Replace 6-17 & 6-18
5. Replace CC 10-7 & CC 10-8

Prepared by:

  
Book Manager  
Lead Ascent GPOsv.  
1-13-09

Approved by:

  
Chief, Ascent/Descent Dynamics Branch 1/14/09

Encl: 12 pages

**File this PCN immediately behind the front cover as a permanent record**



ASCENT C/L STS-119	FINAL (July 11, 2008)
--------------------	-----------------------

## PCN-2 (Dec 11, 2008) Sheet 1 of 1

List of Implemented Change Requests (482s):

ASC-1856  
ASC-1860  
ASC-1861

Incorporate the following:


1. Replace v thru viii
2. Replace 1-5 & 1-6
3. Replace 9-13 & 9-14, 9-21 & 9-22

Prepared by:

  
Book Manager *12/09/08*

  
Lead Ascent GPO *12-9-08*

Approved by:

  
Chief, Ascent/Descent Dynamics Branch

Encl: 10 pages

**File this PCN immediately behind the front cover as a permanent record**



ASCENT C/L STS-119	FINAL (July 11, 2008)
--------------------	-----------------------

PCN-1 (Sept 29, 2008) Sheet 1 of 1

List of Implemented Change Requests (482s):

- ASC-1839
- ASC-1852
- ASC-1853

Incorporate the following:

1. Replace v thru viii
2. Replace FB 2-5 & FB 2-6
3. Replace 3-5 & 3-6
4. Replace section 9 (9-1 thru 9-28)

Prepared by:           Allison McCagg            
 Book Manager

          Joseph Jones 10/1/08            
 Lead Ascent GPO *sf*

Approved by:           [Signature]            
 Chief, Ascent/Descent Dynamics Branch

          R. J. Bankholz 10/1/08            
 VITO Lead

Encl: 36 pages

**File this PCN immediately behind the front cover as a permanent record**





MISSION OPERATIONS DIRECTORATE

**ASCENT CHECKLIST  
STS-119**

FINAL  
July 11, 2008

PREPARED BY:

  
Allison R. McCagg<sup>07/06/08</sup>  
Book Manager

APPROVED BY:

  
Joe Jones   
Lead Ascent GPO

  
F. J. Bertsch  
Chief, Ascent/Descent Dynamics Branch

This document is under the configuration control of the Crew Procedures Control Board (CPCB). All proposed changes must be submitted via FDF Workflow Crew Procedure Change Request (CR) to DO3/FDF Manager.

Additional distribution of this book, for official use only, may be requested in writing to DO3/PMO Administrator. The request must include justification and requester's name, organization, position, and phone number. Contractor requests are made through the NASA or DOD organization supported. Deletions, reduction in quantity, or change of address may be submitted to DO3/FDF Management Office, 281-244-1184.


Incorporates the following:
482#: MULTI-1817

AREAS OF TECHNICAL RESPONSIBILITY


Book Manager	DM4/A. McCagg	281-483-7752
Switch List	CA4/R. Barckholtz	281-483-2472
Entry	DM4/G. Jordan-Moore	281-483-1261

## NOTES

1. The STS-119 trajectory data in this checklist is based on the STS-119 One Cycle to Flight R1 load and the November environment.
2. The Handover/Ingress Switch List gives the vehicle configuration at LCC/MCC handover (SRB Ignition) and flight crew ingress (T-3:00). If there is a switch position difference between ingress and handover, the ingress position will be boxed beside the handover position.
3. The time reference used in the Prelaunch procedures is the T- (Time to Launch) that LCC uses. This time does not reflect planned holds. The second time referenced in parentheses reflects the planned holds. The mission elapsed time (MET) has MET = 0 at SRB ignition.
4. Normal Flight Procedures are for liftoff through the OMS 2 burn.
5. The Abort to Orbit (ATO) procedures and the Backup Flight System (BFS) procedures are integrated into the appropriate parts of this checklist.
6. AOA procedures terminate with ENTRY MANEUVERS Cue Cards.
7. Ascent Flip Book for the CDR and PLT will be fabricated from the FB pages in section 2.
8. Ascent related cue cards are contained in this document. The cue cards are listed in the Ascent Cue Card section. Some cards are printed in the body of the checklist for MS use and also in the Cue Card Config section for reference of crop marks and fabrication instructions.
9. Mission STS-119 is flown with vehicle OV103.



This Page Intentionally Blank



ASCENT CHECKLIST  
STS-119

**LIST OF EFFECTIVE PAGES**

FINAL 07/11/08  
PCN-1 09/29/08  
PCN-2 12/11/08  
PCN-3 01/16/09

Sign Off .....	* 119/FIN	FB 2-5 .....	119/FIN 1
ii.....	* 119/FIN	FB 2-6 .....	119/FIN
iii.....	* 119/FIN	FB 2-7 .....	119/FIN
iv.....	* 119/FIN	FB 2-8 .....	119/FIN
v .....	* 119/FIN 3	FB 2-9.....	119/FIN 3
vi.....	* 119/FIN 3	FB 2-10.....	119/FIN
vii.....	* 119/FIN 3	FB 2-11.....	119/FIN
viii.....	* 119/FIN 3	FB 2-12.....	<input checked="" type="checkbox"/> 119/FIN
ix.....	* 119/FIN	FB 2-13.....	119/FIN
x .....	* 119/FIN	FB 2-14.....	<input checked="" type="checkbox"/> 119/FIN
xi.....	119/FIN	FB 2-15.....	119/FIN
xii.....	119/FIN	FB 2-16.....	119/FIN
1-1 .....	119/FIN	FB 2-17.....	119/FIN
1-2 .....	119/FIN	FB 2-18.....	119/FIN
1-3 .....	119/FIN	FB 2-19.....	119/FIN
1-4 .....	119/FIN	FB 2-20.....	119/FIN
1-5.....	119/FIN 2	FB 2-21.....	119/FIN
1-6.....	119/FIN	FB 2-22.....	119/FIN
1-7.....	119/FIN	FB 2-23.....	119/FIN
1-8.....	119/FIN	FB 2-24.....	119/FIN
1-9.....	119/FIN	FB 2-25.....	119/FIN
1-10.....	<input checked="" type="checkbox"/> 119/FIN	FB 2-26.....	119/FIN
1-11.....	119/FIN	2-27.....	119/FIN
1-12.....	119/FIN	2-28.....	119/FIN
1-13.....	119/FIN	2-29.....	119/FIN
1-14.....	119/FIN	2-30.....	119/FIN
2-1 .....	119/FIN	2-31.....	119/FIN
FB 2-2 .....	119/FIN	2-32.....	119/FIN
FB 2-3 .....	119/FIN	2-33.....	119/FIN
FB 2-4 .....	119/FIN	2-34.....	119/FIN

\* – Omit from flight book

– Prelift-off information required

2-35.....	*	119/FIN	6-13.....	119/FIN
2-36.....	*	119/FIN	6-14.....	119/FIN
2-37.....	*	119/FIN	6-15.....	119/FIN
2-38.....	*	119/FIN	6-16.....	119/FIN
2-39.....	*	119/FIN	6-17.....	119/FIN
2-40.....	*	119/FIN	6-18.....	119/FIN 3
2-41.....	*	119/FIN	6-19.....	119/FIN
2-42.....	*	119/FIN	6-20.....	119/FIN
2-43.....	*	119/FIN	6-21.....	119/FIN
2-44.....	*	119/FIN	6-22.....	119/FIN
2-45.....	*	119/FIN	6-23.....	119/FIN
2-46.....	*	119/FIN	6-24.....	119/FIN
3-1.....		119/FIN	6-25.....	119/FIN
3-2.....		119/FIN	6-26.....	119/FIN
3-3.....		119/FIN	6-27.....	119/FIN
3-4.....		119/FIN	6-28.....	119/FIN
3-5.....		119/FIN	6-29.....	119/FIN
3-6.....		119/FIN 1	6-30.....	119/FIN
3-7.....		119/FIN	6-31.....	119/FIN
3-8.....		119/FIN	6-32.....	119/FIN
4-1.....		119/FIN	6-33.....	119/FIN
4-2.....		119/FIN 3	6-34.....	119/FIN
4-3.....		119/FIN	6-35.....	119/FIN
4-4.....		119/FIN	6-36.....	119/FIN
5-1.....		119/FIN	6-37.....	119/FIN
5-2.....		119/FIN	6-38.....	119/FIN
5-3.....		119/FIN	6-39.....	119/FIN
5-4.....		119/FIN	6-40.....	119/FIN
6-1.....		119/FIN	7-1.....	119/FIN
6-2.....		119/FIN	7-2.....	119/FIN
6-3.....		119/FIN	7-3.....	119/FIN
6-4.....		119/FIN	7-4.....	119/FIN
6-5.....		119/FIN	7-5.....	119/FIN
6-6.....		119/FIN	7-6.....	119/FIN
6-7.....		119/FIN	7-7.....	119/FIN
6-8.....		119/FIN	7-8.....	119/FIN
6-9.....		119/FIN	7-9.....	119/FIN
6-10.....		119/FIN	7-10.....	119/FIN
6-11.....		119/FIN	8-1.....	119/FIN
6-12.....		119/FIN	8-2.....	119/FIN

\* – Omit from flight book

8-3.....	<input checked="" type="checkbox"/> 119/FIN	(B)CC 10-5.....	* 119/FIN
8-4.....	<input checked="" type="checkbox"/> 119/FIN	(B)CC 10-6.....	* 119/FIN
8-5.....	<input checked="" type="checkbox"/> 119/FIN	(C)CC 10-5.....	* 119/FIN
8-6.....	<input checked="" type="checkbox"/> 119/FIN	(C)CC 10-6.....	* 119/FIN
8-7.....	<input checked="" type="checkbox"/> 119/FIN	CC 10-7.....	* 119/FIN 3
8-8.....	119/FIN	CC 10-8.....	* 119/FIN
9-1.....	* 119/FIN 1	CC 10-9.....	* 119/FIN
9-2.....	* 119/FIN 1	CC 10-10.....	* 119/FIN
9-3.....	* 119/FIN 1	CC 10-11.....	* 119/FIN
9-4.....	* 119/FIN 1	CC 10-12.....	* 119/FIN
9-5.....	* 119/FIN 1	CC 10-13.....	* 119/FIN
9-6.....	* 119/FIN 1	CC 10-14.....	* 119/FIN
9-7.....	* 119/FIN 1	CC 10-15.....	* 119/FIN
9-8.....	* 119/FIN 1	CC 10-16.....	* 119/FIN
9-9.....	* 119/FIN 1	CC 10-17.....	* 119/FIN
9-10.....	* 119/FIN 1	CC 10-18.....	* 119/FIN
9-11.....	* 119/FIN 1	CC 10-19.....	* 119/FIN
9-12.....	* 119/FIN 1	CC 10-20.....	* 119/FIN
9-13.....	* 119/FIN 2	CC 10-21.....	* 119/FIN
9-14.....	* 119/FIN 1	CC 10-22.....	* 119/FIN
9-15.....	* 119/FIN 1	CC 10-23.....	* 119/FIN
9-16.....	* 119/FIN 1	CC 10-24.....	* 119/FIN
9-17.....	* 119/FIN 1	CC 10-25.....	* 119/FIN
9-18.....	* 119/FIN 1	CC 10-26.....	* 119/FIN
9-19.....	* 119/FIN 1	CC 10-27.....	* 119/FIN
9-20.....	* 119/FIN 1	CC 10-28.....	* 119/FIN
9-21.....	* 119/FIN 2	CC 10-29.....	* 119/FIN
9-22.....	* 119/FIN 1	CC 10-30.....	* 119/FIN
9-23.....	* 119/FIN 1	CC 10-31.....	* 119/FIN
9-24.....	* 119/FIN 1	CC 10-32.....	* 119/FIN
9-25.....	* 119/FIN 1	CC 10-33.....	* 119/FIN
9-26.....	* 119/FIN 1	CC 10-34.....	* 119/FIN
9-27.....	* 119/FIN 1	CC 10-35.....	* 119/FIN
9-28.....	* 119/FIN 1	CC 10-36.....	* 119/FIN
10-1.....	* 119/FIN	CC 10-37.....	* 119/FIN
CC 10-2.....	* 119/FIN	CC 10-38.....	* 119/FIN
CC 10-3.....	* 119/FIN	CC 10-39.....	* 119/FIN
CC 10-4.....	* 119/FIN	CC 10-40.....	* 119/FIN
(A)CC 10-5.....	* 119/FIN	CC 10-41.....	* 119/FIN
(A)CC 10-6.....	* 119/FIN	10-42.....	* 119/FIN

– Prelift-off information required

\* – Omit from flight book

## ASCENT CUE CARDS

<u>Title</u>	<u>Ref. Page</u>	<u>Card No.</u>
ADI ERROR/RATE SWITCH		
ASCENT (Front).....	CC 10-2	ASC-1a/A,E/H
ENTRY (Back).....	CC 10-2	ASC-1b/A,E/E
ASCENT/ENTRY SPEC		
(Front).....	CC 10-3	ASC-2a/A,E/E
(Back).....	CC 10-3	ASC-2b/A,E/D
SPEED BRAKE CMD		
(Front).....	CC 10-4	ASC-3a/A,E/E
(Back).....	CC 10-4	ASC-3b/A,E/D
CONTINGENCY ABORT		
CDR (Front).....	(A)CC 10-5	ASC-30a/119/A/A
RTLS CONTINGENCY		
CDR (Back).....	(A)CC 10-6	ASC-30b/119/A/A
CONTINGENCY ABORT		
PLT (Front).....	(B)CC 10-5	ASC-31a/119/A/A
RTLS CONTINGENCY		
PLT (Back).....	(B)CC 10-6	ASC-31b/119/A/A
CONTINGENCY ABORT		
MS (Front).....	(C)CC 10-5	ASC-32a/119/A/A
RTLS CONTINGENCY		
MS (Back).....	(C)CC 10-6	ASC-32b/119/A/A
OMS 2 BURN MONITOR (Front)..	CC 10-7	ASC-5a/119/A,O/B
OMS FAILURES (Back).....	CC 10-8	ASC-5b/A,O,E/I
OMS 2/ORBIT OMS BURNS		
(Front).....	CC 10-9	ASC-6a/119/A,O/A
OPS 1 RCS BURN (Back).....	CC 10-10	ASC-6b/119/A,O/A
ASCENT ADI – NOMINAL		
(Front).....	CC 10-11	ASC-14a/119/A/A
ENTRY ALPHA – KSC 15		
(Back).....	CC 10-11	ASC-14b/119/A,E/A
AOA DEORBIT BURN (2 ENG)		
(Top/Front).....	CC 10-12	ASC-8a/A/E
(Bottom/Front).....	CC 10-13	ASC-8aa/119/A/A
AOA DEORBIT BURN (1 ENG)		
(Top/Back).....	CC 10-14	ASC-8b/A/B
(Bottom/Back).....	CC 10-15	ASC-8bb/119/A/A
AOA DEORBIT BURN (RCS)		
(Top/Front).....	CC 10-16	ASC-7a/A/B
(Bottom/Front).....	CC 10-17	ASC-7aa/119/A/A
(Top/Back).....	CC 10-18	ASC-7b/A/B
(Bottom/Back).....	CC 10-19	ASC-7bb/A/B



ZZA TAL REDESIGNATION		
(Front).....	CC 10-20	ASC-9a/119/A/A
ECAL – ZZA or MRN or FMI PRIME TAL		
(Back).....	CC 10-21	ASC-9b/119/A/A
MRN TAL REDESIGNATION		
(Front).....	CC 10-22	ASC-10a/119/A/A
ECAL – ZZA or MRN or FMI PRIME TAL		
(Back).....	CC 10-23	ASC-10b/119/A/A
FMI TAL REDESIGNATION		
(Front).....	CC 10-24	ASC-12a/119/A/A
ECAL – ZZA or MRN or FMI PRIME TAL		
(Back).....	CC 10-25	ASC-12b/119/A/A
ASCENT/ABORT SUMMARY		
(Front).....	CC 10-26	ASC-11a/119/A/A
(Back).....	CC 10-26	ASC-11b/A/C
EMERGENCY EGRESS		
(Front).....	CC 10-27	ASC-15a/A,E/I
ACES TROUBLESHOOTING		
(ASCENT/ENTRY) (Back) .....	CC 10-28	ASC-15b/A,E/F
ESCAPE PANEL EGRESS		
(Front).....	CC 10-29	ASC-16a/A,E/D
(Back).....	CC 10-29	ASC-16b/A,E/C
GPC/FCS CHANNEL CONFIG		
(Front).....	CC 10-30	ASC-17a/A,O,E/B
(Back).....	CC 10-30	ASC-17b/A,O,E/B
PANEL R14 – OV103 ONLY		
(Front).....	CC 10-31	ASC-18a/A,O,E/H
(Back).....	CC 10-32	ASC-18b/A,O,E/C
LOC/BREAK-UP.....	CC 10-33	ASC-21a/A/D
EMERGENCY EGRESS (OVERSIZED)		
(Top/Front) .....	CC 10-34	ASC-25a/A,E/G
(Bottom/Front) .....	CC 10-35	ASC-25aa/A,E/E
(Top/Back).....	CC 10-36	ASC-25b/A,E/D
(Bottom/Back).....	CC 10-37	ASC-25bb/A,E/D
EMERGENCY EGRESS (RUSSIAN)		
(Top/Front) .....	CC 10-38	ASC-26a/A,E/E
(Bottom/Front) .....	CC 10-39	ASC-26aa/A,E/D
(Top/Back).....	CC 10-40	ASC-26b/A,E/D
(Bottom/Back).....	CC 10-41	ASC-26bb/A,E/D

PLT & CDR Ascent


<u>Flip Book</u> .....	FB 2-2 thru FB 2-26
------------------------	---------------------




This Page Intentionally Blank



<u>CONTENTS</u>	<u>PAGE</u>
PRELAUNCH PROCEDURES.....	1-1
ASCENT PROCEDURES (FLIP BOOK).....	2-1
RTL CDR (CIL) .....	FB 2-12
TAL CDR (CIL) .....	FB 2-14
ASCENT/ENTRY CUE CARDS .....	2-27
ABORT CUE CARDS.....	2-35
POST OMS 1 BURN PROCEDURES.....	3-1
OMS 2 BURN CARDS .....	4-1
POST OMS 2 BURN PROCEDURES.....	5-1
AOA PADS.....	6-1
AOA PROCEDURES .....	6-7
AOA DEORBIT BURN AND DEORBIT BURN MONITOR CARDS .....	6-17
AOA POST DEORBIT BURN.....	6-27
OMS/RCS POST BURN RECONFIG (CIL).....	6-28
OMS FAILURE .....	6-37
OMS/RCS $\Delta V$ .....	6-39
OMS TARGETS, COMM COVERAGE, LAND SITES .....	7-1
WEATHER PADS .....	8-1
SWITCH LIST .....	9-1
CUE CARD CONFIG .....	10-1



This Page Intentionally Blank





PRELAUNCH PROCEDURES

**PRE-  
LAUNCH**



## PRELAUNCH PROCEDURES

### ABORT/RECYCLE PROCEDURES

#### NOTE

These recycle procedures will be used inside T-5 min

OTC (or NTD) will call for BFS Safing, SRB Safing, APU Shutdn, Heater Reconfig (Aerosurface positioning complete), MPS He Reconfig, OMS/RCS Reconfig, RCS Driver and OMS Safing, and Main Bus Switch Safing as reqd

#### C **BFS SAFING (On NTD call)**

O6 GPC MODE 5 – HALT  
Report BFS Safing complete

#### MS1 **SRB SAFING (On NTD call – if reqd)**

O17 MEC 1 – OFF  
. . . Wait 2 sec, then . . .  
MEC 2 – OFF  
Report SRB Safing complete

#### P **APU SHUTDN (On OTC call)**

R2 APU OPER (three) – OFF  
FU TK VLV (three) – CL  
√Shutdn (HYD PRESS < 200)  
CNTLR PWR (three) – OFF  
HYD CIRC PUMP (three) – GPC  
  
Report APU SHUTDN complete

#### C **HEATER RECONFIG (On OTC call)**

L2 FLASH EVAP FDLN HTR (two) – 2  
  
Report Heater Reconfig complete

NOTE

Numerous non-time-critical steps  
for recycle will be individually  
called by OTC

**P MPS He RECONFIG (On OTC call)**

R2 MPS He ISOL A,B (six) – GPC  
PNEU He ISOL – GPC

Report MPS He Reconfig complete

**P OMS/RCS RECONFIG (On OTC call)**

O8 L,R OMS  
√TK ISOL (four) – GPC (tb-OP)  
√XFEED (four) – GPC (tb-CL)  
FWD RCS  
He PRESS (two) – GPC (tb-OP)  
√TK ISOL (two) – GPC (tb-OP)  
√MANF ISOL 1,2,3,4,5 (five) – GPC  
(tb-OP)

O7 AFT L,R RCS  
He PRESS (four) – GPC (tb-OP)  
√TK ISOL (six) – GPC (tb-OP)  
√MANF ISOL 1,2,3,4,5 (ten) – GPC  
(tb-OP)

Report OMS/RCS Reconfig complete

C, **RCS DRIVER AND OMS SAFING**  
MS2 **(On OTC call)**

MS2 O14:F RJD DRIVER (three) – OFF  
          LOGIC (three) – OFF  
          L OMS ENG VLV – OFF  
O15:F RJD DRIVER (two) – OFF  
          LOGIC (two) – OFF  
O16:F RJD DRIVER (four) – OFF  
          LOGIC (three) – OFF  
          R OMS ENG VLV – OFF

C C3 OMS ENG (two) – OFF

Report RCS Driver and OMS Safing  
complete

MS2 **MAIN BUS SWITCH SAFING (On OTC call)**

O13:A cb ESS 1BC MNA CONTR – op  
      :C           2CA MNB CONTR – op  
      :E           3AB MNC CONTR – op  
O14:B MNA MNC CONTR – op  
O15:B MNB MNA CONTR – op  
O16:B MNC MNB CONTR – op

Report Main Bus Switch Safing complete



1: GNC GPC MEMORY 2: GNC 104 GND IMU CNTL/MON

3: GNC GPC MEMORY

-3:00:00  
(Hold)

### PRE-INGRESS SW RECONFIG

ASP configures OI PCMMU PWR – 1\*\*\* (C3).  
ESS BUS SOURCE FC (three) – ON, AC BUS  
SNSR (three) – OFF (1 sec) then AUTO TRIP  
(R1), cb APU FU TK VLV ENA (six) – cl (R2).  
OTC will call: (~2 min) ESS BUS SOURCE FC  
(three) – OFF, AC BUS SNSR (three) – OFF  
(1 sec) then MON (R1), cb ESS MN CONTR  
(three) – cl (O13), cb MN CONTR (three) – cl  
(O14,O15,O16), cb AC1 H2O LOOP PUMP 1  
A/2 (three) – op (L4)

### PAYLOAD ACTIVATION

A6U PL RETEN PL SEL – MON

### NAVAIDS ACTIVATION

O8 MLS CH pb/tw (three) – 6  
RADAR ALTM (two) – ON  
O7 TACAN CH pb/tw (three) – 059Y  
ANT SEL (three) – AUTO  
MODE (three) – GPC

If OV103:

A13 √GPS PRE AMPL UC – MNC  
√LC – MNC  
PWR – ON  
√GPS/SIGI PWR – OFF  
√GPS ENCRYPT – NORM  
√GPS/SIGI ENCRYPT – NORM

-2:25:00 A  
(-3:15:00)

### INGRESS ORBITER & SEATS

During seat ingress COMM

PWR – ON (L5,R6)  
CCU PWR – ON (A11,A15,MO39M)

O5,O9, AUD VOX SENS (as needed) – adj as reqd  
R10,L9, Contact LCC (OTC & NTD) and MCC on  
MO42F A/G 1

1: GNC GPC MEMORY	2: GNC 104 GND IMU CNTL/MON
3: GNC GPC MEMORY	

Install ASC Flip Cards  
 ✓ Cue Card positions

-2:10:00  
 (-3:00:00)

**POST INGRESS SW RECONFIG**

ASP turns on RCS 1,2,3,4  
 DRIVERS (eight) (O14,O15,O16),  
 OMS ENG VLV (two) (O14,O16),  
 GPC OUTPUT 5 – B/U (O6)

NOTE

ASP doing C/W VOL adjust,  
 expect MA

-1:57:00  
 (-2:47:00)

**(IDP Equivalent)**

NOTE

IMU preflight align begins

-1:35:00 A  
 (-2:25:00)

**LCC ASTRO COMM CHECK**

LCC will contact all crew on A/G 1,  
 A/G 2, ICOM A, ICOM B then A/A

**A MCC A/G VOICE CHECK**

**B** A/G 1 Voice Check  
 O5,O9 L,R AUD A/G 2 (two) – OFF  
 A/A (two) – OFF  
 Voice check with MCC

A/G 2 Voice Check  
 L,R AUD A/G 2 (two) – T/R  
 1 (two) – OFF  
 Voice check with MCC

A/A Voice Check  
 L,R AUD A/A (two) – T/R  
 A/G 2 (two) – OFF  
 Voice check with MCC



1: GNC GPC MEMORY    2: GNC 104 GND IMU CNTL/MON

3: GNC GPC MEMORY

-32:00    C  
(-1:22:00)

**PASS/BFS TRANSFER PREP**

O6    √GPC MODE 5    – STBY (tb-RUN)  
C3    √BFC CRT SEL: 3+1  
          DISP – ON

3: GNC BFS MEMORY

CRT3    PASS/BFS XFER ENA – ITEM 25 EXEC  
          √ITEM 25 (\*)

NOTE

    \*\* blanks when transfer is complete  
    (~10 min)

-30:00    C  
(-1:20:00)

**OMS GN2 PRESS**

C3    OMS ENG (two) – ARM/PRESS

**P    WSB GN2 SUPPLY ACTIVATION**

R2    BLR N2 SPLY (three) – ON

-25:00    A  
(-1:15:00)

**A/G VOICE CHECK**

SIMO VOICE CHECK (LAUNCH CONFIG)  
Voice check with MCC

Update Abort Winds Pad, ASC Flip Book,  
and ALTM, 1-10 (if reqd)

NOTE

Cabin Press Reporting and vent vlv  
closure may occur earlier or later at  
LCC direction

-22:00    C  
(-1:12:00)

**REPORT CABIN PRESS**

3: BFS, SM SYS SUMM 1

CRT3,O1 Report cabin pressure (two) to OTC

3: BFS, GNC BFS MEMORY

**C    CLOSE VENT VLVS**

L2    CAB VENT ISOL – CL (tb-CL)  
          VENT        – CL (tb-CL)

1: GNC GPC MEMORY	2: GNC 104 GND IMU CNTL/MON
3: BFS, GNC BFS MEMORY	

NOTE

At T-20 there will be a planned  
10-min hold

TRAJECTORY UPDATE

√MCC for max rates and trajectory  
config, 8-7

-20:00  
(-1:00:00)

**OPS 1 LOAD (IDP Equivalent)**

1: GNC LAUNCH TRAJ	2: GNC LAUNCH TRAJ
1: GNC 0 GPC MEMORY	
1: GNC FAULT	

Report faults other than from unpwr  
equipment

CRT1 GNC, SPEC 99 PRO

-18:30 C  
(-58:30)

**BFS TO OPS 1**

3: BFS, GNC FAULT
-------------------

CRT3 GNC, SPEC 99 PRO  
O6 GPC MODE 5 – RUN (tb-RUN)

CRT3 GNC, OPS 101 PRO

3: BFS, GNC LAUNCH TRAJ
3: BFS, GNC FAULT

Report faults other than from unpwr  
equipment

CRT3 GNC, SPEC 99 PRO

1: GNC FAULT	2: GNC LAUNCH TRAJ
--------------	--------------------

3: BFS, GNC FAULT
-------------------

2: GNC 50 HORIZ SIT
---------------------

3: BFS, GNC 50 HORIZ SIT
--------------------------

-17:00 P **HORIZ SIT CONFIG**  
 (-57:00)

ALTM – ITEM 9 + 

		.		
--	--	---	--	--

	<u>PASS ITEM</u>		<u>BFS ITEM</u>	
PTI	INH	√1		
TAL SITE (MCC)	3(4,29)	√40	3(4,29)	√40
RTLS SITE	1	√41	1	√41
PRI (MCC)	KSC 15	√3	KSC 15	√3
SEC (MCC)	KSC 33	√4	KSC 33	√4
TAC	-59	√5	-59	√5
RA	blank	√46		
TAEM TGT				
G&N	OVHD	√6	OVHD	√6
HSI	blank		blank	
XEP	NEP	√7	NEP	√7
AIM	NOM	√8	NOM	√8
	(or CLSE)		(or CLSE)	
TAC	INH	√20	INH	√20
GPS	INH	√43	INH	√43
DRAG H	AUT	√22	AUT	√22
ADTA H	INH	√26	INH	√26
ADTA TO G&C	INH	√29	AUT	√28
TAC	DELTA	√35		
AIF_G	INH	√48		

1: GNC LAUNCH TRAJ	2: GNC SYS SUMM 1
--------------------	-------------------

3: BFS, GNC SYS SUMM 2
------------------------

**C CONFIG CONT ABORT YAW STEER**

CRT1 √ITEM 5 

E	N	A
---	---	---

1: GNC LAUNCH TRAJ	2: GNC SYS SUMM 1
3: BFS, GNC SYS SUMM 2	

-16:00  
(-56:00)

P **MPS He RECONFIG**

R2 MPS He ISOL A,B (six) – OP  
PNEU He ISOL – OP

NOTE

At T-9 there will be a planned  
40 min hold

C **√INTERCOM VOICE**

√Intercom voice with all crewmembers  
prior to entering T-9 hold

**WEATHER UPDATE (if reqd)**

Update Abort winds, RWY and ALTM  
setting

-9:00

(~17:00) P

**CLEAR HARDWARE C/W MEMORY**

C3 C/W MEM – CLEAR

-9:00

MS1

(~15:00)

Activate V10 Recorder

-9:00

**'GO FOR LAUNCH' (All)**

C2 EVENT TIMER – START

F7 √TIME ind – counting down

NOTE

GLS starts

-8:00

P

**CONNECT ESS BUSES TO FC (GLS √ @ T-7:24)**

R1 ESS BUS SOURCE FC (three) – ON

-7:30

NOTE

Access arm retract

√ACES gloves

Cinch down shoulder harness and lap belt

1-11

ASC/119/FIN

1: GNC LAUNCH TRAJ      2: GNC SYS SUMM 1

3: BFS, GNC SYS SUMM 2

3: BFS, SM SYS SUMM 2

-6:15      P      **APU PRE START (GLS √ @ T-5:25)**

- R2      √BLR N2 SPLY (three)      – ON
- √PWR (three)      – ON
- √CNTLR/HTR (three)      – A
- √HYD CIRC PUMP (three)      – GPC
- √cb APU FU TK VLV ENA (six)      – cl
- √APU FU TK VLV (three)      – CL
- √AUTO SHTDN (three)      – ENA
- √SPEED SEL (three)      – NORM
- √OPER (three)      – OFF
- HYD MN PUMP PRESS (three)      – LO
- APU CNTLR PWR (three)      – ON
- FU TK VLV (three)      – OP
- √APU/HYD RDY tb (three)      – gray

\* If any tb not gray, consult \*  
\* LCC before continuing \*

-5:00      P      **APU START (GLS √ @ T-4:05)**

R2      APU OPER (three) – START/RUN

HYD/ APU
-------------

 √HYD PRESS ind (three) – LO green

R2      √APU/HYD RDY tb (three) – bp  
         HYD MN PUMP PRESS (three) – NORM

HYD/ APU
-------------

 √PRESS ind (three) – HI green

R2      CIRC PUMP (three) – OFF

F7      √PRESS It – off



1: GNC LAUNCH TRAJ	2: GNC SYS SUMM 1
3: BFS, SM SYS SUMM 2	

**C HTR RECONFIG**

L2 FLASH EVAP FDLN HTR (two) – OFF

NOTE

Motion/Vibration may be felt in crew module due to Main Engine gmb1 profile cks at -3:25 and move to start at -3:10

-2:30 **P CLEAR C/W MEMORY**

2: GNC FAULT
3: BFS, GNC FAULT

Verify no unexpected errors  
CRT2, GNC, SPEC 99 PRO  
CRT3

2: GNC SYS SUMM 1
3: BFS, GNC SYS SUMM 1

C3 C/W MEM – CLEAR

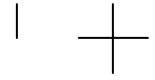
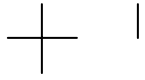
-2:00 **A SUIT PREP**

√Tabs/visor – cl/LES O2 – ON



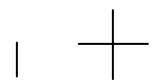
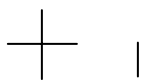
This Page Intentionally Blank



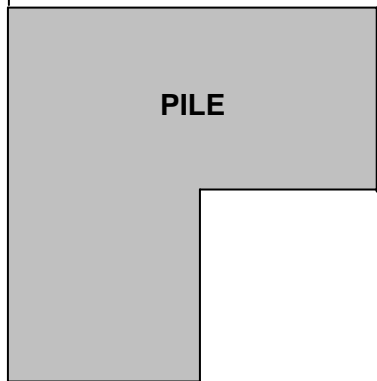


ASCENT PROCEDURES  
(FLIP BOOK)

**BAILOUT  
EGRESS**



TAB TITLE BLANK ON THIS PAGE ONLY  
TOP  
MOUNT ON LEFT SIDE OF BACKBOARD FACING  
'BAILOUT MODE 8'



**ASCENT FLIP BOOK  
(EMERGENCY EGRESS)**

**PRELAUNCH  
MODE 1**

- TABS – RELEASE
- VISOR – CLOSE / LOCK
- SUIT O2 – ON
- GREEN APPLE – PULL
- KNEEBOARDS – REMOVE
- COOLING – DISCONNECT
- SEAT RESTRAINT – RELEASE
- PARACHUTE (four) – RELEASE
- COMM – DISCONNECT
- SUIT O2 – DISCONNECT
- EGRESS SEAT
- HATCH – OPEN MANUALLY
- SLIDEWIRE BASKETS

**POST LANDING  
MODE 5**

- TABS – RELEASE
- VISOR – CLOSE / LOCK
- SUIT O2 – ON
- GREEN APPLE – PULL
- KNEEBOARDS – REMOVE
- COOLING – DISCONNECT
- SEAT RESTRAINT – RELEASE
- PARACHUTE (four) – RELEASE
- COMM – DISCONNECT
- (G-SUIT CLIP – PULL)
- SUIT O2 – DISCONNECT
- PLT – EMER PWR DOWN
- EGRESS SEAT
- SLIDE/ESCAPE PANEL

HOOK

ASC

- BAILOUT  
MODE 8**
- 
- REPORT POSITION**  
 $\sqrt{\text{MACH}} < 1.0$   
 P, R/Y – CSS  
 OPS 305/603 PRO (if reqd)  
 SB – AUTO; BF – AUTO  
 FLY 185-195 KEAS,  $\Phi = 0^\circ$   
 ABORT MODE – ATO  
 ABORT PBI – PUSH  
 P,R/Y – AUTO  
 FLT CNTLR PWR (two) – OFF
- ~50K FT**
- TABS – RELEASE  
 VISOR – CLOSE / LOCK  
 SUIT O2 – ON  
 GREEN APPLE – PULL
- ~40K FT**
- MS3 – VENT CABIN  
 CDR,PLT SEATS – LOWER  
 KNEEBOARDS – REMOVE  
 COOLING – DISCONNECT  
 SEAT RESTRAINT – RELEASE  
 D-RING – UNCOVER
- ~30K FT**
- MS3 – JETTISON HATCH  
 COMM – DISCONNECT  
 (G-SUIT CLIP – PULL)  
 SUIT O2 – DISCONNECT  
 EGRESS SEAT  
 POLE – DEPLOY  
 D-RING – HOOK UP  
 BAILOUT

TOP  
BACK OF 'EMERGENCY EGRESS'

BAILOUT  
EGRESS

**PILE**

**SYS FLIGHT RULES**

	RTLS	TAL
<b>OMS</b> – 2 He TKs		
– 1 OX & 1 FU TKs (diff pods)		X
– 2 OX or 2 FU TKs		X
<b>APU/HYD</b> – Impending loss of all capability	X	X
<b>CABIN LEAK</b> – (-EQ dP/dT > .15)	X	X
<b>CRYO</b> – All O2(H2)	X	X
<b>2 FREON LOOPS</b> ↓ [Accum Qty (↓ and decr) and/or Flow (↓)]	X	X
<b>2 MAIN BUSES</b> ↓	X	
<b>THERMAL WINDOW PANE</b>	X	

**NO COMM MODE BOUNDARIES**

<b>NEG RETURN (104)</b>	8000	<b>2 ENG ZZA (104)</b>	5900
<b>PRESS TO ATO (104)</b>	10200	<b>ABORT TAL ZZA (4)</b>	
<b>SE OPS 3 (109)</b>	12100	<b>EO VI</b>	<input type="text"/>
<b>SE ZZA (104)</b>	14300	<b>SE OPS 3 ZZA (109)</b>	(4) <input type="text"/>
<b>PRESS TO MECO (104)</b>	16100	<b>SE ZZA (104)</b>	(4) <input type="text"/>
<b>SE PRESS (104)</b>	18600		
<b>NEG MRN (2 @ 67)</b>	20000	<b>2 ENG MRN (104)</b>	5800
<b>LAST PRE MECO TAL</b>	23000	<b>ABORT TAL MRN (3)</b>	
<b>LAST TAL</b>		<b>EO VI</b>	<input type="text"/>
YJT	19900	<b>SE OPS 3 MRN (109)</b>	(3) <input type="text"/>
YYT	20200	<b>SE MRN (104)</b>	(3) <input type="text"/>
YQX	21900		
IKF	23700	<b>2 ENG FMI (104)</b>	6100
INN	23900	<b>ABORT TAL FMI (29)</b>	
FFA	24200	<b>EO VI</b>	<input type="text"/>
BEJ	24300	<b>SE OPS 3 FMI (109)</b>	(29) <input type="text"/>
MRN, KBO	24400	<b>SE FMI (104)</b>	(29) <input type="text"/>
ESN	24900		
ZZA, KKI	25100		
FMI	25200		
JDG	25300		

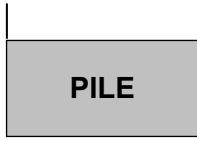
**ASCENT PROCEDURES**

**HOOK**

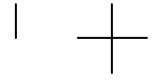
R180	LVLH	
.84M	√P <sub>c</sub> → 72%	
1.12M	√P <sub>c</sub> → 104%	
Pc < 50+5 s	√SRB SEP (Backup AUTO SEP 2:21)	
	√TMECO	
	* If <u>NOT STABLE</u> (10 sec):	*
	* NO COMM – CSS & MAN THROT	*
MM103+10 s	√OMS assist	
	Close suit O2, open visor	
3:00	√EVAP OUT (T < 60)	
	* If Systems ABORT reqd:	*
	* RTLS at 3:40 or	*
	* TAL Select prior to <u>23000</u>	*
	* Otherwise Manual MECO <u>23700</u>	*
V <sub>I</sub> = <u>13.2K</u>	√Roll Heads Up	
	* If Man Throttle (3 eng):	*
	* Man Shutdn at <u>25700</u>	*
	* If 1 eng:	*
	* <u>TRAJ</u> √SERC ON	*
	* When MPS PRPLT = 5%:	*
	MAN THROT	*
	* When MPS PRPLT = 2%:	*
	MIN THROT (Pc → 67%)	*
	* AUTO THROT	*
MECO	√V <sub>I</sub> = <u>25819</u>	
MECO+20 s	√ET SEP	
	* If 'SEP INH':	*
	* ET SEP – MAN	*
	* If Rates > .7,.7,.7:	*
	MPS PRPLT DUMP SEQ – STOP	*
	Null rates	*
	ET SEP – SEP	*
	Post ET Sep -Z xlation:	*
	MPS PRPLT DUMP SEQ – GPC	*
	* If Rates < .7,.7,.7:	*
	Assume Feedline Fail	*
	* If V <sub>I</sub> < <u>25760</u> :	*
	OPS 104 – PRO (√BFS 104)	*
	* <u>NOTE</u> : Expect – 'Illegal Entry' (PASS)	*
	'Illegal TIG' (BFS)	*
► MM104+2 s	If ET Sep complete and HA > <u>72</u> :	
	+X xlation for 11 sec	
	√TGTS	
	√ASC PKT for failures	
	If OMS 1 not reqd:	
	OMS ENG (two) – OFF	
	Go to <u>POST OMS 1</u>	

**OMS 1  
TGTING**

TOP  
BACK OF 'ASCENT PROCEDURES'

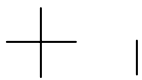


**PILE**



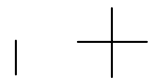
**STS-119 OCFR1 CY**  
**OMS 1/2 TGTING**  
**RENDEZVOUS RECOVERY**  
(TBD)

**ASC**



FB 2-6

ASC/119/FIN

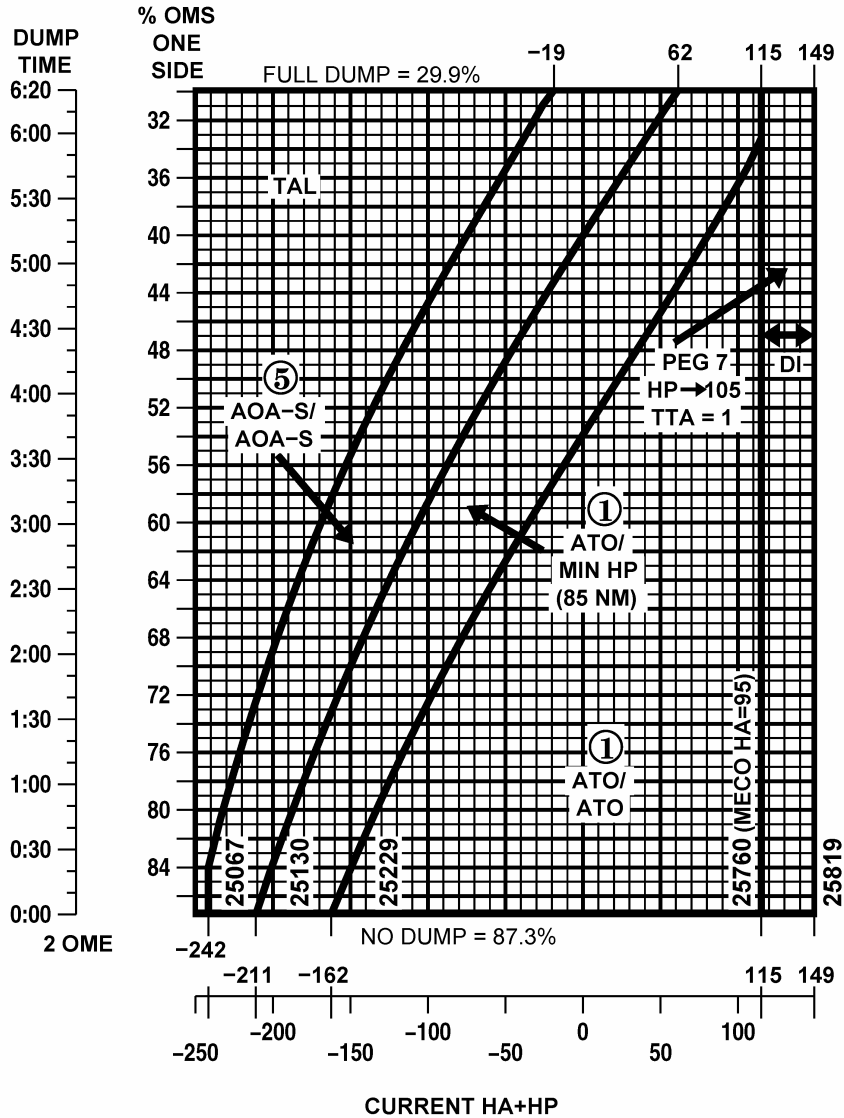




TOP

STS-119 OCFR1 CY  
OMS 1/2 TGTING

HOOK



OMS 1  
BURN

POST NOMINAL  
OMS ASSIST

% OMS/SIDE  
75

DUMP TIME  
1: 24

FB 2-7

ASC/119/FIN

PILE

OMS 1 BURN

OMS 1  
TGTING

\* **IF TIG LATER THAN MECO + 6 min:** \*  
\* MECO + 4 min:  $\sqrt{\text{BDY FLP pb - It off (MPS dump complete)}}$  \*  
\*  $\sqrt{\text{MCC for APU shutdn (if time permits)}}$  \*  
\* **FEEDLINE FAIL:** \*  
\* Expect 'Illegal Entry' (PASS)/'Illegal TIG' (BFS) @ tgt select \*  
\* pre ET Sep; input TIG manually & LOAD tgt \*  
\* If TIG > MECO + 6 min: \*  
\* TIG-1:30 or MECO + 6 min (whichever comes first): \*  
\* ET SEP - SEP >> \*  
\* If TIG < MECO + 6 min: \*  
\* MPS PRPLT DUMP SEQ - STOP \*  
\* TIG-1:30: ET SEP - SEP \*  
\* Post ET SEP -Z xlation: \*  
\* MPS PRPLT DUMP SEQ - GPC \*  
\* **1 OMS ENG FAIL and  $\Delta\text{VTOT} > 500$ :** \*  
\* Burn good OMS + l'cnct both OMS to RCS, THC +X at TIG \*

DAP - AUTO/DISC  
 $\sqrt{\text{ENG/TRIM CONFIG, Select TGT (ITEM 35) then TIG}}$   
LOAD TGTS and MNVR  
OMS XFEED (four) - OP  
 $\sqrt{\text{CNTLR PWR (two) - ON}}$   
 $\sqrt{\text{OMS ENG (two) - ARM/PRESS}}$   
Note  $\Delta\text{VTOT}$  \_\_\_\_\_ TIG   :    
-:15 EXEC  
:00 TIG; start watch ( $\sqrt{\text{P}_c, \Delta\text{VTOT, ENG VLVs}}$ )

\* **OMS ENG FAIL:** \*  
\* Failed ENG - OFF \*  
\* If  $\Delta\text{VTOT} < 500$ : \*  
\* At QTY = 5%, good OMS TK ISOL (two) - CL \*  
\* If  $\Delta\text{VTOT} > 500$ : \*  
\* RCS XFEED (four) - OP \*  
\* RCS TK ISOL (six) - CL \*  
\* THC +X \*  
\* At first QTY = 5%, good OMS TK ISOL (two) - CL \*  
\* At second QTY = 5%, THC - Release \*  
\* **RCS COMPLETION:** \*  
\* Interconnect to either \*  
\* OMS that was ENG FAIL \*  
\* THC +X (OMS% vs RCS  $\Delta\text{V}$ ) \*  
\* OMS TK SW (if reqd) \*

**CUTOFF**

+ :02 OMS ENG (two) - OFF  
Trim inplane X,Z residuals < 2 fps  
OMS XFEED (four) - CL ( $\sqrt{\text{RCS straightfeed}}$ )

HOOK

**OMS 1 BURN MONITOR**

<b>OMS TEMP*</b> FU IN P ≥ <table border="1" style="display: inline-table; vertical-align: middle;"><tr><td>L</td><td>R</td></tr><tr><td>225</td><td>220</td></tr></table> ≤ <table border="1" style="display: inline-table; vertical-align: middle;"><tr><td>205</td><td>204</td></tr></table> or No FU IN P	L	R	225	220	205	204	OMS ENG FAIL OMS ENG FAIL (PRPLT FAIL if 1 Pod Feed)
L	R						
225	220						
205	204						
<b>OMS PC* &amp; OMS ↓</b> (BFS: √accel)	OMS ENG FAIL						
<b>OMS OX/FU TK P</b> (√ENG IN P) OX/FU LOW	He PRESS/VAP ISOL (two) – OP If aff TK P not incr: He PRESS/VAP ISOL (two) – CL At Good OMS Qty = 5% OMS XFEED (four) – CL						
OX & FU HIGH	He PRESS/VAP ISOL (two) – CL OMS XFEED (four) – CL Cycle He A(B) to maintain TK P 234-284						
<b>OMS He TK P LOW</b> (√ <table border="1" style="display: inline-table; vertical-align: middle;"><tr><td>OMS/MPS</td></tr></table> )	OMS/MPS	At He P < 640 √OMS XFEED (four) – OP Aff OMS TK ISOL (two) – CL At Good OMS Qty = 5% OMS TK ISOL (four) – OP XFEED (four) – CL					
OMS/MPS							
<b>OMS N2 REG P HIGH or LOW</b>	OMS ENG – ARM						
<b>OMS N2 TK P LOW</b> (√ <table border="1" style="display: inline-table; vertical-align: middle;"><tr><td>OMS/MPS</td></tr></table> )	OMS/MPS	At N2 TK P < 470: OMS ENG – ARM					
OMS/MPS							
<b>OMS GMBL</b>	PRI fail L(R) OMS GMBL – SEC SEC fail If high RCS usage: OMS ENG FAIL						
<b>GPC</b> <b>1(4)</b> & Burning OMS aff	aff GPC PWR – OFF If SEC GMBL avail: aff MDM FF 1(4) – OFF,ON L(R) OMS GMBL – SEC						
SEC GMBL lost 2 FAs lost	If high RCS usage: OMS ENG FAIL √MAN SHUTDN						
<b>I/O ERROR FA</b> <b>1(4)</b>	L(R) OMS GMBL – SEC ♦I/O RESET (if recov: BFS I/O RESET) If high RCS usage: OMS ENG FAIL						
2 FAs lost	√MAN SHUTDN						
<b>BCE STRG D</b> <b>1(4)</b>	I/O RESET (if recov: >>) If high RCS usage: L(R) OMS GMBL – SEC						
<b>I/O ERROR PCM</b>	OI PCMMU PWR – 2(1)						

OMS 2  
TGTING

\*If XFD, BLDN, or sensor fail, monitor ENG IN P for off-nominal performance

TOP  
BACK OF 'OMS 1 BURN MONITOR'

PILE

**OMS 2 TARGETING**  
(DIR INSERTION)

**OMS 1  
BURN**

FAILURE	OMS 2 TARGET
OMS – 2 N2 TKs (Perform burn Single OMS Eng) – 1 or 2 OMS ENGs – 1 or 2 He TKs – 1 PRPLT TK EPS – MNA & B, MNB & C MNA & C ET SEP	PEG 7; TTA = 1 CUTOFF HP = <span style="border: 1px solid black; padding: 2px;">85</span>
OMS – 2 OX or 2 FU TKs – 1 OX & 1 FU TK diff PODs	AOA-S
2 FREON LOOPS [Accum Qty (↓ and decr) and/or Flow (↓)] 2 H2O LOOPS CABIN LEAK (-EQ dP/dT ≥ .08)	AOA
APU/HYD – impending loss of all capability	AOA
CRYO – All O2(H2)	AOA

OMS

He	%	He	%
4320	86.8	2450	40
4050	80	2050	30
3650	70	1650	20
3250	60	1250	10
2850	50	850	0

TOP

HOOK

ATO

NOTE

These tables apply only after ATO OMS 1 burn (ITGT = ①, AOA to KSC). Assumes OMS and ARCS deorbit

DUAL POD - OMS REQUIRED				
Includes 8.8 % Unusable ( 4.4 % per pod)				
POST OMS 1 HP	ATO OMS 2 & STEEP D/O BURN (%)	MIN HP OMS 2 & SHALLOW D/O BURN (%)	AOA STEEP D/O BURN (%)	AOA SHALLOW D/O BURN (%)
95	38.9	20.2	36.3	21.0
90	40.2	17.9	34.0	17.9
85	41.9	16.4	31.7	15.0
80	43.8	16.1	29.1	12.2
75	45.8	17.7	26.0	9.3
70	47.6	19.7	23.1	8.8
65	48.8	21.1	20.7	8.8
60	49.6	22.4	20.0	8.8
55	50.0	23.5	21.0	8.8
50	50.7	24.7	20.8	8.8
45	---	26.1	23.3	8.8

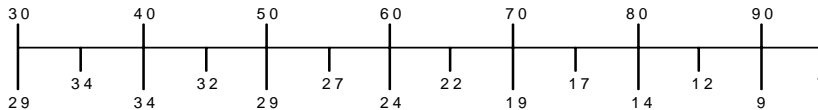
STS-119 OCFR1 CY

SINGLE POD - OMS REQUIRED				
Includes 4.4 % Unusable				
POST OMS 1 HP	ATO OMS 2 & STEEP D/O BURN (%)	MIN HP OMS 2 & SHALLOW D/O BURN (%)	AOA STEEP D/O BURN (%)	AOA SHALLOW D/O BURN (%)
95	34.5	15.8	31.9	16.6
90	35.8	13.5	29.6	13.5
85	37.5	12.1	27.3	10.6
80	39.4	11.7	24.7	7.8
75	41.4	13.3	21.6	4.9
70	43.2	15.4	18.7	4.4
65	44.4	16.7	16.3	4.4
60	45.2	18.0	15.6	4.4
55	45.6	19.1	16.6	4.4
50	46.3	20.3	16.4	4.4
45	---	21.7	18.9	4.4

RTLS

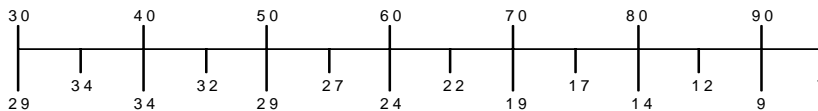
OMS BLOWDOWN

LEFT OMS GAGE QTY (%)



LEFT OMS BLDN EQUIV (%)

RIGHT OMS GAGE QTY (%)



RIGHT OMS BLDN EQUIV (%)

FB 2-11

ASC/119/FIN

**PILE**

**RTLS CDR**

Abort initiated:  
After 2:30 (2 eng)  
At 3:40 (3 eng)

**ABORT RTLS**

- \* No joy: \*
- \* OPS 601 PRO \*

√GUIDANCE STATUS on RTLS TRAJ



Expect PPA when GUID % to go = 0

- \* If GUID 'INHB': \*
- \* √UNCONVERGED GUID TABLE \*
- \* MAN PPA per PRPLT \*
- \* REMAINING \*
- \* After GUID CONVERGE: \*
- \* P,R/Y AUTO/AUTO THROTTLE \*

**WINDS**

50K	/
38	/
28	/
20	/
12	/
7	/
3	/
1	/
SURF	/
<b>SPDBK @ 3000 FT</b>	

After PPA: √BFS ITEM 1 (\*)

TRAJ √Bugs, HSI √, 

Pitchdn ( $\beta = 0^\circ, \alpha = 0^\circ$ )

----- **MECO** ----- **MECO** -----

- √ET SEP (MECO + 16 sec)
- √MM602 ( $\alpha > 10^\circ$  and SEP + 10 sec)
- √P,R/Y, SPDBK, BDY FLP – AUTO
- $\alpha = 50^\circ$  until ~1.8g, maintain 2.2g

Adjust seat

$\dot{H} > -320\uparrow$  VERT SIT √ $\alpha$  vs Mach  
 $V = 5K$  √RUD, AIL TRIM  
 & EAS < 333↓ AIR DATA PROBE (two) – Deploy (√Heat)

M = 3.2 √SPDBK → 65%  
 M = 2.7 L HUD PWR – ON

\* If M < 2.5, P CSS for ADTA to G&C incorp \*

M = 2.0 Ensure ADTA to G&C else THETA limits  
 M < 1.0 P,R/Y – CSS, √SPDBK CMD vs POS  
 √NWS – 1

Lock Inertia Reels

POST LANDING: ENT, POST LDG

**OMS 2  
TGTING**



**RTL5 PLT**

If CSS: MAN THROT  
Man MECO

$\sqrt{P_c} = 104\%$  (2 eng)/69% (3 eng)  
 $\sqrt{DUMP}$

**UNCONVERGED GUIDANCE TABLE**

ENG OUT	OUTBOUND INITIAL $\theta$	PITCHAROUND at % (8°/sec)	FLYBACK INITIAL $\theta$
Liftoff	60°	44%	64°
:30	56°	47%	63°
1:00	57°	47%	63°
:30	56°	48%	62°
2:00	49°	51%	61°
:30	42°	51%	52°
3:00	38°	52%	50°
:30	34°	53%	48°
4:00	Last RTL5	52%	46°

$\sqrt{P_c}$  at PPA + 20 sec

- \* If  $P_c = 104\%$  (2 eng): \*
- \* **G51** MAX THROT – ITEM 4 (\*) \*

Pitchdn:  $\sqrt{P_c} \rightarrow 67\%$

**MECO** ----- **MECO**

KEAS = 77  $\sqrt{SPDBK} \rightarrow 81\%$   
 $\sqrt{ET}$  DOORS – Closed and latched (MECO +1:30)  
 $\sqrt{ET}$  SEP, SRB SEP – AUTO

Adjust seat

**G50**  $\sqrt{TACANS}$  and GPS, INCORPORATE

- \* If KSC TACAN Fail: \*
- \* TACAN Ch 097X (COF), ITEM 5 EXEC \*

**G50**  $\sqrt{AIR}$  DATA, INCORPORATE

MM603 HYD MPS/TVC ISOL VLV (three) – CL  
(hold 5 sec, tb-CL)

H = 85K MLS (three) – ON  
If Rwy 33(15): MLS CH (three) – 6(8)  
I/O RESET

M = 2.7 R HUD PWR – ON

M < 1.0  $\sqrt{R}$  FLT CNTLR PWR – ON  
Lock Inertia Reels

M = 0.7  $\sqrt{LG}$  EXTD ISO VLV – OP

H = 10K  $\sqrt{BDY}$  FLP – TRAIL  
 $\sqrt{A/L}$  (KSC – Tabs, Visors, Suit O2)

POST LANDING: ENT, POST LDG

TAL

TOP  
BACK OF 'RTL5 PLT'

**PILE**

**TAL CDR**

If  $V_1 > 23000$  manual MECO  $23700$ , go to post MECO  
ABORT TAL

$G50$   $\checkmark$ SITE & RWY (PASS/BFS),  $\checkmark$ HDG

TAL	HDG
ZZA 010	
MRN 016	
FMI 006	

\*LO XRNG

SITE	RWY	TACANS	ITEM 5	MLS	LENGTH
2	BEN 36/18	MAK 80 (DME)	CBA 116 (DME)	-/-	13720/13220
3	MRN 20/02	MRN 100	AOG 23	6/-	11730/11730
4	ZZA 30L/12R	ZZA 64	ZAR 77 (DME)	6/-	12200/12200
12	BEN 36/18	MAK 80 (DME)	CBA 116 (DME)	-/-	13720/13220
13	*MRN 20/02	MRN 100	AOG 23	6/-	11730/11730
14	*ZZA 30L/12R	ZZA 64	ZAR 77 (DME)	6/-	12200/12200
19	YJT 09/27	YJT 78	YDF 80 (DME)	-/-	9500/9500
20	YYT 29/11	UYT 23	YYT 82 (DME)	-/-	8500/8500
21	YQX 21/31	YQX 74	IQX 32 (DME)	-/-	9700/8900
23	LAJ 15/33	TRM 109	LAJ 45	-/-	10870/10870
24	BEJ 01L/19R	MOJ 37	BEJ 105	-/-	10820/10820
25	IKF 20/29	KEF 57	HL 44 (DME)	-/-	9520/9560
26	INN 06/24	SHA 80 (DME)	CRK93 (DME)	-/-	9540/9540
27	FFA 27/09	FFA 81	BZN 56	-/-	9490/9490
28	KBO 14L/32R	GIX 18	DOR 23Y (DME)	-/-	12020/12020
29	FMI 33/15	FMI 16	NIM 53	6/-	11300/12300
30	ESN 03R/21L	BAG 78 (DME)	BUK 90 (DME)	-/-	11800/11800
31	KKI 15R/33L	RIY 92	KIA 80	-/-	13300/13300
32	JDG 31/13	NKW 57	NKW 57	-/-	12000/12000

\* If second eng fails:  $TRAJ$   $\checkmark$ SERC ON \*  
\*  $G50$   $\checkmark$ SITE ( $\checkmark$ Redes card) \*

$V_1 = 15.0K$   $\checkmark$ Roll Heads Up

----- **MECO**  $V_1 \sim 24.0K$  @ CO mark ----- **MECO** -----

MECO+20 s  $\checkmark$ ET SEP,  $\checkmark$ AUTO -Z TRANS  
MECO+37 s  $\checkmark$ MM104

**Abort TAL (if reqd):**

$\checkmark$ TAL flag set:  $G50$  ITEM 41 = TAL SITE (any site)  
 $\checkmark$ MECO  $V_1$  vs HI/LO Energy (TAL PLT)  
 $\checkmark$ Rates  $< .5^\circ/\text{sec}$ ;  $\theta > 15^\circ$ ,  $Y = 0 \pm 30^\circ$   
**PASS, OPS 301 PRO ( $\checkmark$ 304)**

\* No joy in 68 sec: BFS - ENGAGE \*  
\* BFS, OPS 301 PRO \*

----- **MM304** -----

BFS, OPS 301 PRO ( $\checkmark$ 304)  
 $G50$   $\checkmark$ SITE, RWY, TACAN  
S/B & ALTM (PASS/BFS)

$TRAJ$   $\checkmark$ BUGS,  $HSI$   $\checkmark$ H, RANGE,  $AMI$   $\checkmark$   $\alpha = 43^\circ$

\* Low energy:  $TRAJ$  ITEM 3 (Lo Energy ENA) \*  
\* If Variable/man 37: Pitch - CSS at  $\alpha = 37^\circ$  \*  
\* Pitch - AUTO when  $\dot{H} = 0 \uparrow$  (2nd pullout) \*

$V = 10K$   
 $V = 7K$

$\checkmark$ SPDBK  $\rightarrow 81\%$   
Go to ENTRY MANEUVERS SURF WIND  
(Cue Card)

**SPDBK @ 3000 FT**

ALTM			
AIM PT			
SPDBK			

RTL5



TAL PLT



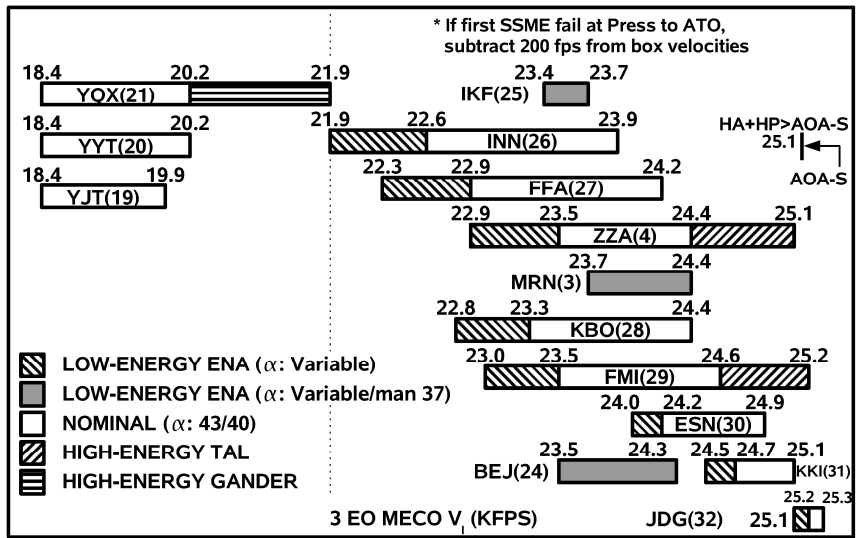
√OMS DUMP

- \* If second eng fail: \*
- \* **G51** DUMP – ITEM 6 (\*), 7 (\*) \*
- \* Failed ME SHUTDN pb (two) – push \*

√AUTO THROT

- \* If STUCK TAL: \*
- \* When MPS PRPLT = 2%: \*
- \* MAN THROT, P<sub>C</sub> → 67% \*
- \* AUTO THROT \*

----- MECO -- V<sub>1</sub> ~24.0K @ CO mark ----- MECO -----



----- MM304 -----

√OMS DUMP

√ET DOORS – Closed and latched (MM304 +1:30)

V = 19K      HYD MPS/TVC ISOL VLV (three) – CL  
 (hold 5 sec, tb-CL)

**G50** √GPS, INCORPORATE

V = 10K      \* If RCS < **57** % either side: \*

\* **G51** AFT RCS INH, ITEM 13 EXEC \*

V = 7K      MLS (three) – ON (√channels)  
 I/O RESET

Go to ENTRY MANEUVERS (Cue Card)

ECAL

PILE

**POWERED ECAL**

**G51** √MAX THROT – ITEM 4 (\*)


√ADI (two) – REF

√θ → 60°, Yaw → 45°

√Roll to Heads Up

**G50** Select SITE and TACAN

When EAS > 4 and incr:

√Yaw to 

√Pitch down at 3°/sec

√MECO, ET SEP

**ET SEP + 8s: CSS, pull to α = 58° at 4°/sec, AUTO**

√MM602 (BFS, OPS 602 PRO)

Go to ECAL ENTRY

**2 E/O ECAL (51.6°)**

Velocity (VI)			Location	Site	RWY	TACANs
IP - 2:30	In Plane	IP + 2:30				
*5.3-6.8	*5.3-6.7	*5.3-6.7 6.8-7.3	Wilmington	6	ILM 06	ILM 117
*6.8-8.6	*6.7-6.9 6.9-8.1 *8.1-8.4	6.7-7.9 *7.9-8.0	Cherry Point	7	NKT 32L	EWN 83 (D)
RTLS	RTLS	RTLS				
*8.6-9.7	*8.4-8.6 8.6-9.3	*8.0-8.1 8.1-9.8	Oceana NAS	8	NTU 32R	NGU 48
*9.7-10.5	9.2-9.9 *9.9-10.2	8.6-10.5	Wallops	9	WAL 28	SBY 49
	*10.2-10.5	9.5-11.2	Atlantic City	11	ACY 31	CYN 81
	10.5-12.3	10.1-12.7	Gabreski	15	FOK 06	HTO 83
*10.5-10.9 10.9-13.3	10.7-13.4	10.5-13.7	Otis ANGB	16	FMH 32	BOS 74
	11.5-13.2	11.1-13.9	Pease Int'l	17	PSM 34	ENE 118

\*Probable bailout region

(D) - DME only

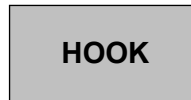
**3 E/O ECAL (51.6°)**

MM 602 Velocity (Vrel)			Location	Site	RWY	TACANs
IP - 2:30	In Plane	IP + 2:30				
*5.3-6.6	*5.3-6.6	*5.3-6.7	Wilmington	6	ILM 06	ILM 117
*6.6-8.9	*6.6-8.7	*6.7-7.3 7.3-8.0 *8.0-8.6	Cherry Point	7	NKT 32L	EWN 83 (D)
*8.9-10.2	*8.7-10.0	*8.6-9.7	Oceana NAS	8	NTU 32R	NGU 48
*10.2-10.9	*10.0-10.7	*9.7-10.6	Wallops	9	WAL 28	SBY 49
	*10.7-11.0	*10.6-11.0	Atlantic City	11	ACY 31	CYN 81
*10.9-11.9 11.9-13.9	*11.0-11.6 11.6-14.4	*11.0-11.2 11.2-14.7	Otis ANGB	16	FMH 32	BOS 74
	11.8-12.4	11.2-13.0	Gabreski	15	FOK 06	HTO 83
	12.8-13.8	12.9-14.2	Pease Int'l	17	PSM 34	ENE 118
13.5-17.2	13.3-17.4	13.1-17.2	Halifax Int'l	18	YHZ 23	UAW 38
15.2-18.0	15.0-18.0	14.9-18.0	Stephenville	19	YJT 09	YJT 78
15.4-18.0	15.3-18.0	15.3-18.0	St. Johns Int'l	20	YYT 29	UYT 23
15.5-18.0	15.4-18.0	15.2-18.0	Gander Int'l	21	YQX 21	YQX 74
		17.3-17.6	Goose Bay	22	YYR 26	UYR 40

\*Probable bailout region

(D) - DME only

TAL



HI-ENER  
GANDER

**ECAL ENTRY**

If 3 OUT ECAL or 2 OUT SECOND GREEN:

**G50** Select SITE and TACAN  
BFS, OPS 602 PRO

Before NZ Hold:

RHC/PNL TRIM – ENA  
If M < 5, √AIL/RUD TRIM

BFS, **G50** √SITE and TACAN

Nz Hold:

Expect prebank = 20° if TGT Nz < ~3.3g and ΔAZ > 20°  
At H = -600 ↑ expect initial bank 2xΔAZ (70° max)  
If E/W ≥ STN, expect bank = 70° until ΔAZ increased to 15-30°  
past site, then 2xΔAz

**G50** √TACANS and GPS, INCORPORATE

M < 5 and EAS < 333 ↓:

AIR DATA PROBE (two) – Deploy (√Heat)

**G50** INCORPORATE Air Data ASAP

M = 3.2: √OPS 603

Select UHF-G T/R

**NO COMM ECAL LNDG CRITERIA**

@H = 70K, √Range:

- \* If Range < 28 nm or Range > 54 nm: \*
- \* P, R/Y CSS \*
- \* Bank (≤ 30°) to HDG 120° \*
- \* Go to BAILOUT \*

**G50** √SPDBK (ITEM 39) per ECAL LANDING Table

**ECAL LANDING:**

Runway Length + Ovrn	Spdbk	MGTD	Distance
≥ 11,000'	NOM	205	2500
≥ 8500 to < 11,000'	SHORT	205	1500
< 8500'	ELS	195	1000

MAIN GEAR TD: EARLY CHUTE, DEROTATE, √SPDBK – 100%  
NOSE GEAR TD: BRAKE – as reqd

- \* If 5K' remaining and V > 140 KGS – MAX BRAKING \*
- \* (smooth application, not < 2 sec) \*

Go to RTLS (enter POST-MECO M = 2.7 step) or BAILOUT

ECAL



MM104

**HIGH-ENERGY GANDER CDR**

**Abort TAL:**

√TAL flag set: **G50** ITEM 41 = TAL SITE (any site)  
√Rates < .5°/sec;  $\theta > 15^\circ$ ,  $Y = 0 \pm 30^\circ$   
**PASS, OPS 301 PRO (√304)**

-----**MM304**-----

MM304 P, R/Y – CSS  
√VREL

VREL	ROLL (CSS)	ALPHA (CSS)
VREL ≥ 19,900	0°	55°
VREL < 19,900	0°	50°

$\dot{H} = -800 \uparrow$  Roll towards site ( $\phi \sim 80^\circ$ ), initial target  $\dot{H} = -350$ ,  
hold initial Alpha per table  
**G50** Hold 3.0g Nz using roll

- \* If Nz ≥ 3.5: \*
- \* Reduce Alpha ( $40^\circ < \alpha < 55^\circ$ ) and \*
- \*  $\dot{H}$  until Nz < 3.5 \*

**Orbiter bug below upper line or V = 6K** Pitch down at 1°/sec, center needles,  
P, R/Y – AUTO

Go to ENTRY MANEUVERS (Cue Card)

## HIGH-ENERGY GANDER PLT

HOOK

## -----MM304-----

BFS, OPS 301 PRO ( $\sqrt{304}$ )**G50** Select Site YQX – ITEM 41 +2 1**TRAJ**  $\sqrt{\text{BUGS}}$ , **HSI**  $\sqrt{\hat{H}}$ , RANGE $\sqrt{\text{ET DOORS}}$  – closed and latched  
(MM304 +1:30) **$\dot{H} = -800\uparrow$**  Monitor  $\dot{H}$ , Nz**When  $\dot{H}$   
stabilizes** Ensure Nz stays < 3.5**Monitor  
Traj** Report when orbiter bug reaches upper line**Orbiter bug  
below  
upper line  
or V = 6K** Monitor pitchdown at 1°/sec to center needles,  
 $\sqrt{P,R/Y}$  – AUTO**V = 19K** HYD MPS/TVC ISOL VLV (three) – CL  
(hold 5 sec, tb-CL)**V = 15K** **G50**  $\sqrt{\text{RWY}}$ , TACAN, S/B, ALTM  
(PASS/BFS)**V = 10K** \* If RCS < **57** % either side: \*  
\* **G51** AFT RCS INH, ITEM 13 EXEC \***V = 10K**  $\sqrt{\text{SPDBK}} \rightarrow 81\%$   
Go to ENTRY MANEUVERS (Cue Card)HI-ENER  
TAL



**PILE**

**HIGH-ENERGY TAL CDR**

MM104

**Abort TAL:**

√TAL flag set: **G50** ITEM 41 = TAL SITE (any site)  
√Rates < .5°/sec;  $\theta > 15^\circ$ ,  $Y = 0 \pm 30^\circ$   
**PASS, OPS 301 PRO (√304)**

**HI-ENER  
GANDER**

-----**MM304**-----

MM304

P, R/Y – CSS  
√VREL

VREL	ROLL (CSS) 4-5°/sec	ALPHA (CSS)
VREL ≥ 23,800	180°	80° ( $\theta = 280^\circ$ )
23,300 ≤ VREL < 23,800	180°	55°
VREL < 23,300	0°	55°

$\dot{H} = -200 \downarrow$  If Alpha = 80°, push to Alpha = 55° ( $\theta = \sim 305^\circ$ )

**Earlier of**  
 $\dot{H} = -600 \downarrow$   
**or Guid Init** Roll Heads Up at 4-5°/sec, maintain Alpha = 55°

$\dot{H} = -500 \uparrow$  R/Y – AUTO (√Rolls toward site before  $\dot{H} > +200$ )  
Limit roll to 90° until V = 6K:  
TRAJ Roll CMD > 90° R/Y CSS @ 90°  
< 90° R/Y AUTO

**Orbiter bug below upper line** When commanded drag ( $\leftarrow$ ) < 40:  
Pitch down at 0.5°/sec, center pitch needle,  
P – AUTO

**V = 6K** If energy still high:  
Pitch down at 1°/sec, center pitch needle,  
P, R/Y – AUTO

Go to ENTRY MANEUVERS (Cue Card)



## HIGH-ENERGY TAL PLT

HOOK

## -----MM304-----

BFS, OPS 301 PRO (√304)

[G50] If [FMI] GO TAL Site – Select [FMI] –  
ITEM 41 + [29]

Otherwise, select best Wx site [ZZA] (Site 4)  
or [FMI]

[TRAJ] √BUGS, [HSI] √<sup>H</sup>, RANGE

√ET DOORS – closed and latched  
(MM304 +1:30)

**Guid Init:**  
(D = 3, q̄ = 8,  
EAS = 48)

- \* If no comm and [ZZA/FMI] \*
- \* initial Commanded Drag (←) ≥ [35] , \*
- \* [G50] Select Site [ESN] – ITEM 41 + [30] \*
- \* \*

**V = 19K** HYD MPS/TVC ISOL VLV (three) – CL  
(hold 5 sec, tb-CL)

**V = 15K** [G50] √RWY, TACAN, S/B, ALTM  
(PASS/BFS)

**V = 10K** \* If RCS < [57] % either side: \*

- \* [G51] AFT RCS INH, ITEM 13 EXEC \*

**V = 10K** √SPDBK → 81%

**V = 7K** MLS (three) – ON (√channels)  
I/O RESET

Go to ENTRY MANEUVERS (Cue Card)

ABORT  
DUMPS

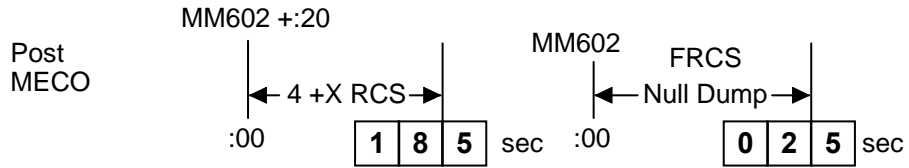
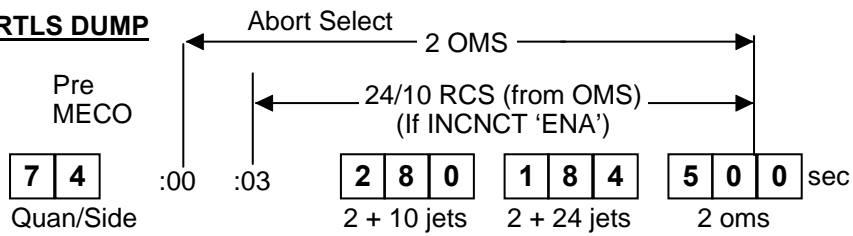
TOP  
BACK OF 'ECAL ENTRY'

**PILE**

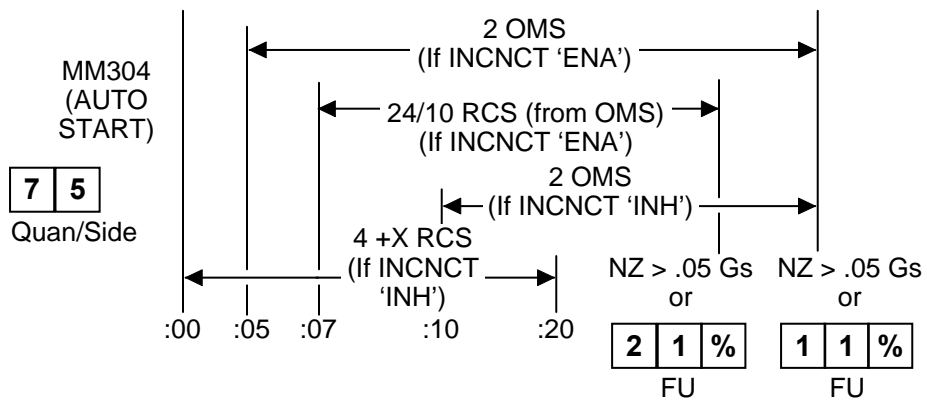
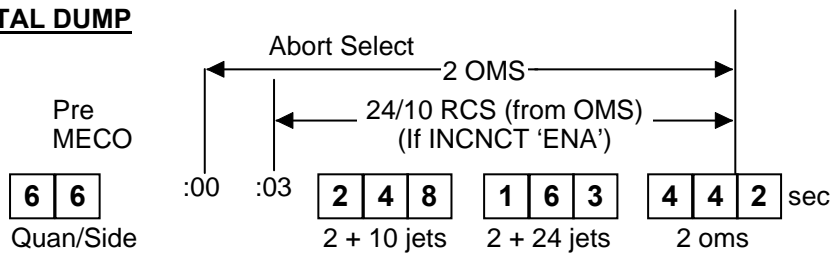
**RTLS/TAL DUMPS**

HI-ENER  
TAL

**RTLS DUMP**



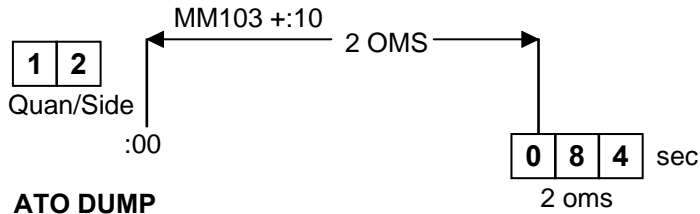
**TAL DUMP**



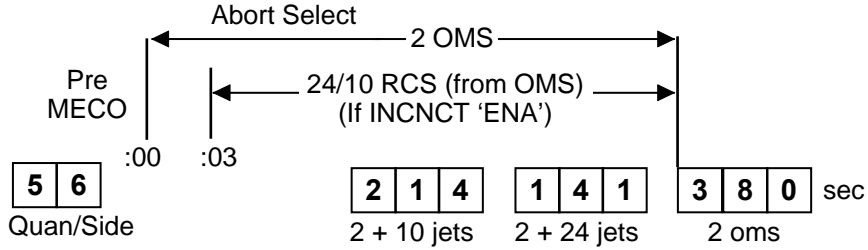




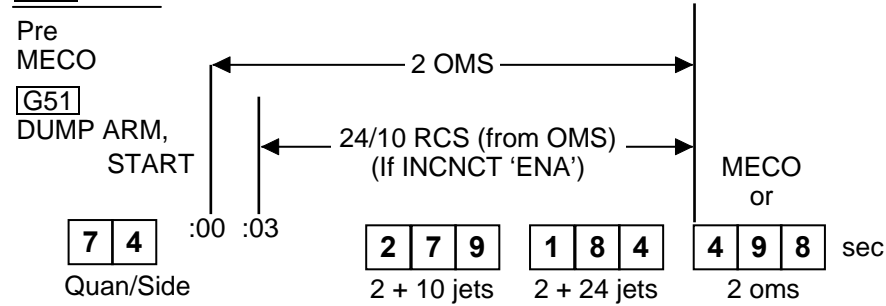
**ASSIST/ATO/ G51 DUMPS**  
**ASSIST DUMP**



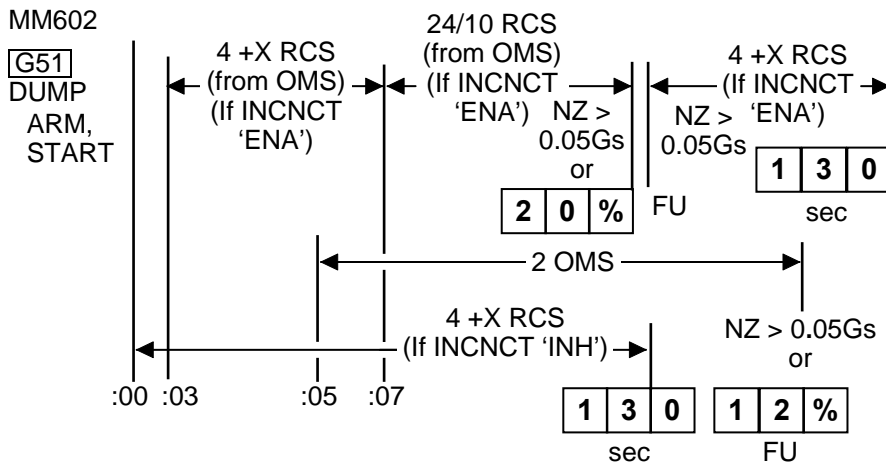
**ATO DUMP**



**G51 DUMP**



PWRD  
 CSS



TOP  
BACK OF 'ASSIST/ATO/G51 DUMPS'



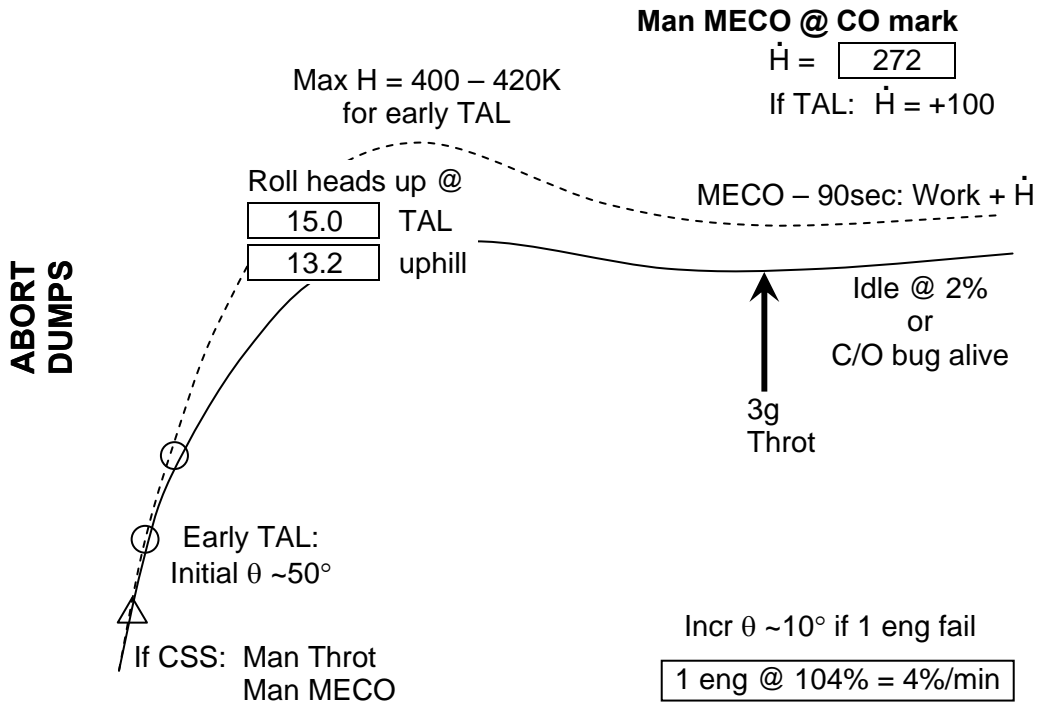
**PILE**

**POWERED CSS – UPHILL/TAL**

CSS & MAN THROT  
(IF MET < 1:30, ENGAGE BFS)

Yaw to **E** until 2:30  
Then **I** uphill  
or **R** if TAL

If TAL $\sqrt{HDG}$	
ZZA	010
MRN	016
FMI	006



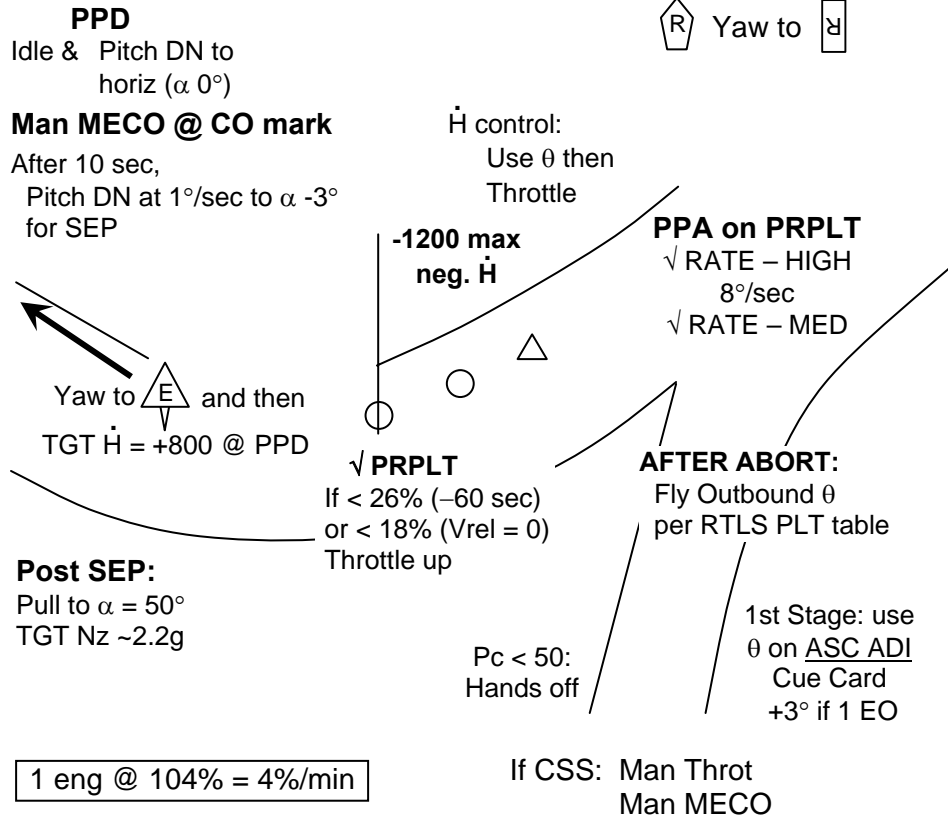
# POWERED CSS – RTLS

**HOOK**

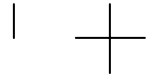
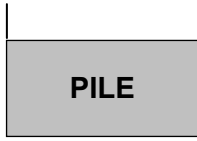
CSS & MAN THROT  
(IF MET < 1:30, ENGAGE BFS)

Post PPA	Pre PPA
2 eng = 100%	2 eng = 104%
3 eng = 69%	3 eng = 69%

**R** Yaw to **R**



TOP  
BACK OF 'POWERED CSS – RTLS'

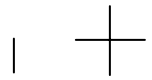
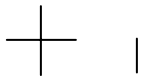


This Page Intentionally Blank

PWRD  
CSS

FB 2-26

ASC/119/FIN





ASCENT/ENTRY CUE CARDS

**ASC/ENT  
CUE CARDS**



MS ONLY

2-27

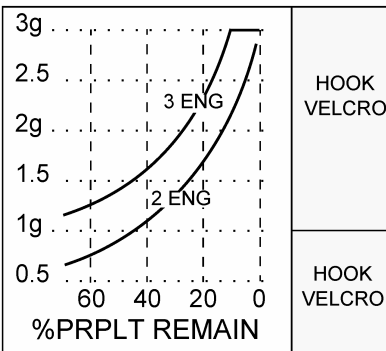
ASC/119/FIN



ASC/ENT  
CUECARDS

**ASCENT ADI - NOMINAL**

TIME	$\theta$	H	$\dot{H}$	(119 OCFR1 CY)
0:30	68	9K	652	
0:50	61	26K	986	
1:10	53	50K	1424	
1:30	39	83K	1885	
1:50	31	124K	2193	



**-STAGING-**

$V_I$	$\theta$	H	$\dot{H}$	ASC-14a/119/A/A
6	19	216K	1727	
7	16	274	1273	
8	14	309	923	
9	11	332	640	
10	9	345	408	
12	6	356	65	
14	9	355	-145	
16	25	350	-230	
18	23	344	-267	
20	21	339	-218	
22	19	337	-105	
24	17	337	65	
25819	13	345	272	

HOOK VELCRO

### ENTRY ALPHA

VR	$\alpha$ ref	R	H	Href	Rref
25	HI 40 LO	4362	400		
24	HI 40 LO	2592	248	-47	L79
23	43 40 37	2136	240	-64	69
22	43 40 37	1789	234	-83	63
21	43 40 37	1509	227	-106	60
20	43 40 37	1292	220	-123	59
19	43 40 37	1116	214	-146	59
18	43 40 37	971	207	-171	61
17	43 40 37	856	200	-191	62
16	43 40 37	763	193	-203	63

## KSC 15

MAX L/D	
M	$\alpha$
3	17
2	15
1	12

(119 OCFR1 CY)

HOOK  
VELCRO

ASC-14b/119/A,E/A

HOOK  
VELCRO

HOOK  
VELCRO

15	43 40 37	686	186	-118	63
14	43 40 37	614	183	-126	R60
13	43 40 37	547	183	-136	56
12	43 40 37	485	177	-151	54
11	43 40 37	427	171	-193	53
10	41 38 35	374	164	-174	50
9	39 36 33	323	158	-208	47
8	37 34 31	273	151	-243	43
7	33 30 27	228	142	-269	L38
6	30 27 24	185	130	-271	38
5	26 23 20	143	117	-272	39
4	22 19 18	105	103	-264	40
3	19 16 15	75	90	-248	R37
2.5	15	61	83	-263	
2	12	50	77	-266	
1.5	10	37	67	-321	
1	8	27	52	-267	

HOOK VELCRO



This Page Intentionally Blank



MS ONLY

2-30

ASC/119/FIN





### ENTRY MANEUVERS

FLIGHT CONDITIONS	MANEUVER
EI-5	√LVLH ATT GNC, OPS 304 PRO * If PREBANK, R/Y – CSS * * Roll at 1°/sec to <input type="text"/> <input type="text"/> <input type="text"/> * * Maintain PREBANK ±5° * If previous OMS OX TK, He TK, or RCS OX TK leak: <input type="text"/> G51 VENT DOOR CNTL OPEN – ITEM 43 EXEC (AOA) <input type="text"/> SPI When SB position – 0%: √HYD MN PUMP PRESS (three) – LO
$\bar{q} = 1$	(AOA) HYD MN PUMP PRESS (three) – NORM
‘Guidance Box’ @ $\bar{q} \sim 8$ or D ~ 3	CLOSED LOOP GUIDANCE ____:____:____ * If PREBANK: P,R/Y – AUTO * Begin ALL trim monitoring
V = 24K	If previous OMS OX TK, He TK, or RCS OX TK leak: <input type="text"/> G51 VENT DOOR CNTL CLOSE – ITEM 44 EXEC
D = 11	√DRAG H
$\Delta Az = 10.5^\circ$	FIRST ROLL REVERSAL <input type="text"/> <input type="text"/> <input type="text"/> <input type="text"/> (DEL PAD)
V = 19K	√HYD MPS/TVC ISOL VLV SYS (three) – CL
V = 15K	√NAVAIDS (I/O RESET if reqd)
V = 12K	RAD BYP VLV MODE (two) – AUTO CNTLR LOOP (two) – AUTO B(A)
V = 10K	√SPDBK to 81%

ENT-6a/E/P

**ENT  
MNVR**

FLIGHT CONDITIONS	MANEUVER
V = 7K	<b>G50</b> √TACAN and GPS, INCORPORATE * If ELS: UHF MODE – G T/R *
V = 5K	ADTA PROBES – DEPLOY (√HEAT) Begin AIL and RUD trim monitoring
M = 3.5	If previous OMS OX TK, He TK, or RCS OX TK leak: <b>G51</b> VENT DOOR CNTL OPEN – ITEM 43 EXEC
M = 2.7	√APUs HUD PWR (two) – ON
* If M < 2.5; P CSS for ADTA to G&C incorp *	
M = 2.0	Ensure ADTA to G&C else √Theta limits
M < 1.0	√R FLT CNTLR – ON P,R/Y – CSS as reqd √SPDBK CMD vs POS      MAX Nz <input type="text"/> . <input type="text"/> √NWS – 1 Lock Inertia Reels
M = 0.7	√LG EXTD ISO VLV – OP
h = 15K	√MLS
h = 10K	√A/L (KSC – Tabs, Visors, Suit O2)
h = 2K	LDG GEAR ARM pb – push (ARM It on)
h = 300	LDG GEAR DN pb – push (DN It on)
MAIN GEAR TD	√SPDBK – 100%
V = 195 KEAS	DRAG CHUTE ARM, DPY pb (two) – push (simo) (All Its on)
V = 185 KEAS	DEROTATE
NOSE GEAR TD	SRB SEP – MAN/AUTO and depress pb √Auto Load Relief √HYD BK ISOL VLV (three) – OP
V < 120 KGS or 5K' remaining	BRAKE as required (8-10 fps <sup>2</sup> , -0.25 to -0.3G)
* If 5K' remaining and V > 140 KGS – MAX BRAKING *	
V = 60 KGS	DRAG CHUTE JETT pb – push (JETT1,JETT2 It on)
V = 40 KGS	BRAKE < 6 fps <sup>2</sup> (-0.2G) (Antiskid cutout)
WHEEL STOP	Go to ENT C/L, <u>POST LANDING PROCEDURES</u>

ENT-6b/119/E/A  
(Partial)

ENT  
MNV

**DRAG CHUTE DEPLOY**


<b>MCC Call</b>	<b>Flight Condition</b>
Early	Main Gear TD
<b>NOMINAL</b>	<b>195 KEAS</b>
Late	Post-Nose Gear TD Xwind DTO
Emergency Only	No Deploy Except CDR call
NO DEPLOY prior to MGTD > 230 KEAS < 80 KGS Xwind > 15 kts	

**FAILED TIRE TECHNIQUE**

Post-MGTD	P – AUTO
185 KEAS	Deploy drag chute
180 KEAS	√Auto derotation
NGTD	Max RHC roll away from failed tire

50K	/
38K	/
28K	/
20K	/
12K	/
7K	/
3K	/
1K	/
SURF	/

ENT-6b/119/E/A  
(Partial)



This Page Intentionally Blank



MS ONLY

2-34

ASC/119/FIN





CONT  
ABORT

ABORT CUE CARDS



NOT FLOWN

2-35

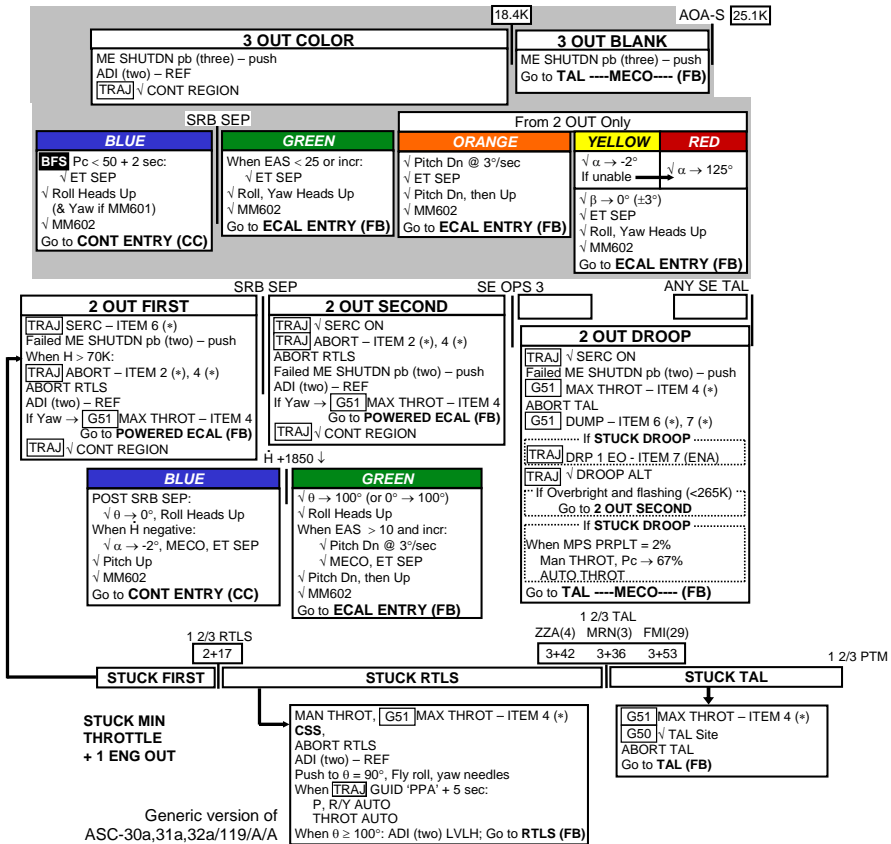
ASC/119/FIN



**CONT  
ABORT**

**CONTINGENCY ABORT**

High Inclination  
51.6°



## CONTINGENCY ABORT

### **CONT ENTRY / MM602**

**VERT SIT** INH ECAL/BDA –  
ITEM 1 (INH)

Before NZ Hold  
RHC/PNL TRIM – ENA

If  $M < 5$ ,  
√ AIL/RUD TRIM

If  $M < 3$ , S/B = 65%

$M \leq 5$  and  $EAS < 333$  ↓  
ADTA PROBES – Deploy  
**G50** Incorp Air Data ASAP

M2 → 1:  $\theta = 0^\circ$  by  $M = 1.0$

Select UHF – G T/R

When  $M < 1.0$   
Go to **BAILOUT (FB)**

Generic version of  
ASC-30a,31a,32a/119/A/A

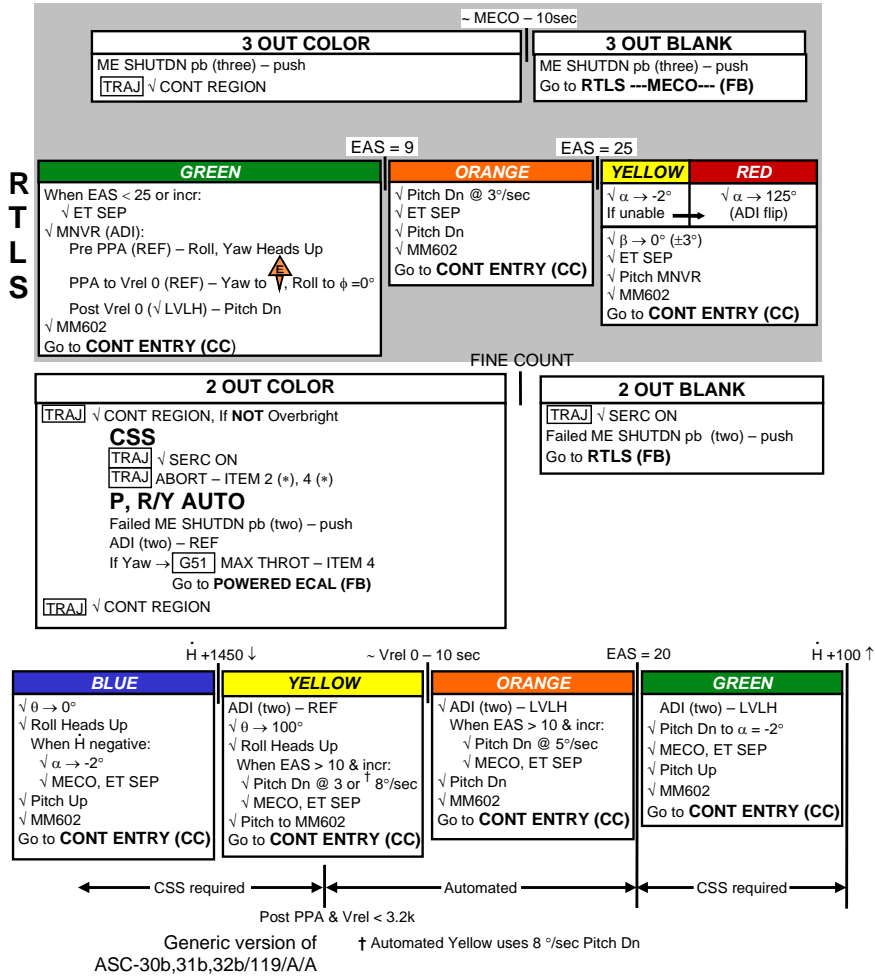
NOT FLOWN

2-37

ASC/119/FIN

# RTLS CONTINGENCY

High Inclination  
51.6°





## RTLS CONTINGENCY

<p><b>CONT ENTRY / MM602</b></p> <p><u>VERT SIT</u> ↓</p> <p>If ECAL/BDA – INH            √ Theta Limits after Nz Hold</p> <p>If ECAL/BDA – ENA            ITEM 1 (INH)</p> <p><u>Before NZ Hold</u></p> <p>RHC/PNL TRIM – ENA</p> <p>If M &lt; 5,            √ AIL/RUD TRIM</p> <p>If M &lt; 3, S/B = 65%</p> <p><u>M ≤ 5 and EAS &lt; 333</u> ↓</p> <p>ADTA PROBES – Deploy  <u>G50</u> Incorp Air Data ASAP</p> <p><u>M2 → 1</u>: θ = 0° by M = 1.0</p> <p>Select UHF – G T/R</p> <p>When M &lt; 1.0            Go to <b>BAILOUT (FB)</b></p>
--

Generic version of  
ASC-30b,31b,32b/119/A/A

<b>RED</b>
<p>√ ADI (two) – LVLH</p> <p>√ <math>\dot{H} \rightarrow +400</math> (<math>\theta_{max} = 75^\circ</math>)</p> <p><u>TRAJ</u> AT FINE COUNT:            √ Pitch Dn to <math>\alpha = -2^\circ</math>            √ MECO, ET SEP</p> <p>√ Pitch Up</p> <p>√ MM602</p> <p>Go to <b>RTLS ---MECO--- (FB)</b></p>
<p>← Automated →</p>

**ZZA TAL REDESIGNATION  
(119 OCFR1 CYC)**

1st E.O. VI		5900	6000	6100	6200	6300	6400	6500	6600
SE OPS 3 ZZA 109	(4)	10900	11000	11000	11000	11100	11100	11100	11100
SE ZZA 104	(4)	17200	17000	16800	16600	16400	16200	16000	15800

1st E.O. VI		6700	6800	6900	7000	7100	7200	7300	7400
SE OPS 3 ZZA 109	(4)	11200	11200	11200	11300	11300	11300	11300	11400
SE ZZA 104	(4)	15600	15400	15200	15100	14900	14700	14600	14400

1st E.O. VI		7500	7600	7700	7800	7900	8000	8100	8200
SE OPS 3 ZZA 109	(4)	11400	11400	11400	11500	11500	11500	11500	11500
SE ZZA 104	(4)	14300	14200	14000	13900	13800	13800	13700	13600

1st E.O. VI		8300	8400	8500	8600	8700	8800	8900	9000
SE OPS 3 ZZA 109	(4)	11600	11600	11600	11600	11600	11600	11700	11700
SE ZZA 104	(4)	13600	13500	13500	13500	13400	13400	13400	13400

1st E.O. VI		9100	9200	9300	9400	9500	9600	9700	9800
SE OPS 3 ZZA 109	(4)	11700	11700	11700	11700	11800	11800	11800	11800
SE ZZA 104	(4)	13400	13400	13400	13400	13400	13500	13500	13500

1st E.O. VI		9900	10000	10100	10200				
SE OPS 3 ZZA 109	(4)	11800	11800	11800	11800				
SE ZZA 104	(4)	13500	13600	13600	13600				

ASC-9a/119/A/A

NOT FLOWN

2-40

ASC/119/FIN

**ECAL – ZZA or MRN or FMI PRIME TAL**

1st EO VI (KFPS)	<b>5.6</b>	<b>5.8</b>	<b>6.0</b>	<b>6.2</b>	<b>6.4</b>	<b>6.6</b>	<b>6.8</b>
CHERRY POINT (7)		6.7 - 7.0	6.7 - 7.2	6.8 - 7.3	6.8 - 7.4	6.9 - 7.5	6.9 - 7.6
OTIS ANGB (16)		10.3 - 11.1	10.3 - 11.2	10.2 - 11.3	10.2 - 11.5	10.2 - 11.6	10.2 - 11.6

1st EO VI (KFPS)	<b>7.0</b>	<b>7.2</b>	<b>7.4</b>	<b>7.6</b>	<b>7.8</b>	<b>8.0</b>	<b>8.2</b>
CHERRY POINT (7)	7.0 - 7.7	7.2 - 7.8	7.4 - 7.9	7.6 - 7.9	7.8 - 8.0	8.0 - 8.0	
GABRESKI (15)					10.5 - 10.7	10.4 - 10.8	10.3 - 11.0
OTIS ANGB (16)	10.2 - 11.7	10.2 - 11.8	10.2 - 11.9	10.2 - 12.0	10.2 - 12.1	10.2 - 12.1	10.3 - 12.2

1st EO VI (KFPS)	<b>8.4</b>	<b>8.6</b>	<b>8.8</b>	<b>9.0</b>	<b>9.2</b>	<b>9.4</b>	<b>9.6</b>
OCEANA NAS (8)		8.6 - 9.0	8.8 - 9.1	9.0 - 9.2	9.2 - 9.3		
WALLOPS (9)				9.4 - 9.6	9.2 - 9.7	9.4 - 9.8	9.6 - 9.8
GABRESKI (15)	10.3 - 11.1	10.3 - 11.2	10.3 - 11.3	10.4 - 11.3	10.4 - 11.4	10.4 - 11.5	10.4 - 11.5
OTIS ANGB (16)	10.3 - 12.3	10.3 - 12.3	10.3 - 12.4	10.4 - 12.4	10.4 - 12.5	10.5 - 12.6	10.5 - 12.6
PEASE INT'L (17)	11.3 - 11.7	11.3 - 11.9	11.3 - 12.0	11.3 - 12.1	11.3 - 12.2	11.3 - 12.2	11.3 - 12.3

1st EO VI (KFPS)	<b>9.8</b>	<b>10.0</b>	<b>10.2</b>	<b>10.4</b>	<b>10.6</b>	<b>10.8</b>	<b>11.0</b>
WALLOPS (9)	9.8 - 9.9						
GABRESKI (15)	10.4 - 11.6	10.5 - 11.7	10.5 - 11.7	10.5 - 11.8	10.6 - 11.8	10.8 - 11.9	11.0 - 11.9
OTIS ANGB (16)	10.5 - 12.7	10.5 - 12.7	10.6 - 12.8	10.6 - 12.8	10.7 - 12.9	10.8 - 12.9	11.0 - 12.9
PEASE INT'L (17)	11.3 - 12.4	11.4 - 12.5	11.4 - 12.5	11.5 - 12.6	11.5 - 12.6	11.5 - 12.7	11.5 - 12.7

1st EO VI (KFPS)	<b>11.2</b>	<b>11.4</b>	<b>11.6</b>	<b>11.8</b>	<b>12.0</b>	<b>12.2</b>	<b>12.4</b>
GABRESKI (15)	11.2 - 12.0	11.4 - 12.0	11.6 - 12.1	11.8 - 12.2	12.0 - 12.2	12.2 - 12.3	
OTIS ANGB (16)	11.2 - 13.0	11.4 - 13.0	11.6 - 13.1	11.8 - 13.1	12.0 - 13.2	12.2 - 13.2	12.4 - 13.2
PEASE INT'L (17)	11.5 - 12.8	11.5 - 12.8	11.6 - 12.9	11.8 - 12.9	12.0 - 13.0	12.2 - 13.0	12.4 - 13.0

1st EO VI (KFPS)	<b>12.6</b>	<b>12.8</b>	<b>13.0</b>	<b>13.2</b>	<b>13.4</b>	<b>13.6</b>	<b>13.8</b>
OTIS ANGB (16)	12.6 - 13.3	12.8 - 13.3	13.0 - 13.4	13.2 - 13.4	13.4 - 13.4		
PEASE INT'L (17)	12.6 - 13.1	12.8 - 13.1	13.0 - 13.1				

ASC-9b/119/A/A

NOT FLOWN

2-41

ASC/119/FIN

**MRN TAL REDESIGNATION  
(119 OCFR1 CYC)**

1st E.O. VI		5800	5900	6000	6100	6200	6300	6400	6500
SE OPS 3 MRN 109	(3)	10800	10900	10900	10900	11000	11000	11000	11100
SE MRN 104	(3)	16800	16700	16500	16300	16100	15900	15800	15600

1st E.O. VI		6600	6700	6800	6900	7000	7100	7200	7300
SE OPS 3 MRN 109	(3)	11100	11100	11200	11200	11200	11300	11300	11300
SE MRN 104	(3)	15400	15300	15100	14900	14800	14700	14500	14400

1st E.O. VI		7400	7500	7600	7700	7800	7900	8000	8100
SE OPS 3 MRN 109	(3)	11400	11400	11400	11400	11500	11500	11500	11500
SE MRN 104	(3)	14300	14100	14000	13900	13900	13800	13700	13600

1st E.O. VI		8200	8300	8400	8500	8600	8700	8800	8900
SE OPS 3 MRN 109	(3)	11600	11600	11600	11600	11600	11600	11700	11700
SE MRN 104	(3)	13600	13500	13500	13500	13400	13400	13400	13400

1st E.O. VI		9000	9100	9200	9300	9400	9500	9600	9700
SE OPS 3 MRN 109	(3)	11700	11700	11700	11700	11700	11800	11800	11800
SE MRN 104	(3)	13400	13400	13400	13400	13400	13400	13400	13400

1st E.O. VI		9800	9900	10000	10100	10200			
SE OPS 3 MRN 109	(3)	11800	11800	11800	11800	11800			
SE MRN 104	(3)	13500	13500	13500	13500	13500			

ASC-10a/119/A/A

NOT FLOWN

2-42

ASC/119/FIN

**ECAL – ZZA or MRN or FMI PRIME TAL**

1st EO VI (KFPS)	<b>5.6</b>	<b>5.8</b>	<b>6.0</b>	<b>6.2</b>	<b>6.4</b>	<b>6.6</b>	<b>6.8</b>
CHERRY POINT (7)		6.7 - 7.0	6.7 - 7.2	6.8 - 7.3	6.8 - 7.4	6.9 - 7.5	6.9 - 7.6
OTIS ANGB (16)		10.3 - 11.1	10.3 - 11.2	10.2 - 11.3	10.2 - 11.5	10.2 - 11.6	10.2 - 11.6

1st EO VI (KFPS)	<b>7.0</b>	<b>7.2</b>	<b>7.4</b>	<b>7.6</b>	<b>7.8</b>	<b>8.0</b>	<b>8.2</b>
CHERRY POINT (7)	7.0 - 7.7	7.2 - 7.8	7.4 - 7.9	7.6 - 7.9	7.8 - 8.0	8.0 - 8.0	
GABRESKI (15)					10.5 - 10.7	10.4 - 10.8	10.3 - 11.0
OTIS ANGB (16)	10.2 - 11.7	10.2 - 11.8	10.2 - 11.9	10.2 - 12.0	10.2 - 12.1	10.2 - 12.1	10.3 - 12.2

1st EO VI (KFPS)	<b>8.4</b>	<b>8.6</b>	<b>8.8</b>	<b>9.0</b>	<b>9.2</b>	<b>9.4</b>	<b>9.6</b>
OCEANA NAS (8)		8.6 - 9.0	8.8 - 9.1	9.0 - 9.2	9.2 - 9.3		
WALLOPS (9)				9.4 - 9.6	9.2 - 9.7	9.4 - 9.8	9.6 - 9.8
GABRESKI (15)	10.3 - 11.1	10.3 - 11.2	10.3 - 11.3	10.4 - 11.3	10.4 - 11.4	10.4 - 11.5	10.4 - 11.5
OTIS ANGB (16)	10.3 - 12.3	10.3 - 12.3	10.3 - 12.4	10.4 - 12.4	10.4 - 12.5	10.5 - 12.6	10.5 - 12.6
PEASE INT'L (17)	11.3 - 11.7	11.3 - 11.9	11.3 - 12.0	11.3 - 12.1	11.3 - 12.2	11.3 - 12.2	11.3 - 12.3

1st EO VI (KFPS)	<b>9.8</b>	<b>10.0</b>	<b>10.2</b>	<b>10.4</b>	<b>10.6</b>	<b>10.8</b>	<b>11.0</b>
WALLOPS (9)	9.8 - 9.9						
GABRESKI (15)	10.4 - 11.6	10.5 - 11.7	10.5 - 11.7	10.5 - 11.8	10.6 - 11.8	10.8 - 11.9	11.0 - 11.9
OTIS ANGB (16)	10.5 - 12.7	10.5 - 12.7	10.6 - 12.8	10.6 - 12.8	10.7 - 12.9	10.8 - 12.9	11.0 - 12.9
PEASE INT'L (17)	11.3 - 12.4	11.4 - 12.5	11.4 - 12.5	11.5 - 12.6	11.5 - 12.6	11.5 - 12.7	11.5 - 12.7

1st EO VI (KFPS)	<b>11.2</b>	<b>11.4</b>	<b>11.6</b>	<b>11.8</b>	<b>12.0</b>	<b>12.2</b>	<b>12.4</b>
GABRESKI (15)	11.2 - 12.0	11.4 - 12.0	11.6 - 12.1	11.8 - 12.2	12.0 - 12.2	12.2 - 12.3	
OTIS ANGB (16)	11.2 - 13.0	11.4 - 13.0	11.6 - 13.1	11.8 - 13.1	12.0 - 13.2	12.2 - 13.2	12.4 - 13.2
PEASE INT'L (17)	11.5 - 12.8	11.5 - 12.8	11.6 - 12.9	11.8 - 12.9	12.0 - 13.0	12.2 - 13.0	12.4 - 13.0

1st EO VI (KFPS)	<b>12.6</b>	<b>12.8</b>	<b>13.0</b>	<b>13.2</b>	<b>13.4</b>	<b>13.6</b>	<b>13.8</b>
OTIS ANGB (16)	12.6 - 13.3	12.8 - 13.3	13.0 - 13.4	13.2 - 13.4	13.4 - 13.4		
PEASE INT'L (17)	12.6 - 13.1	12.8 - 13.1	13.0 - 13.1				

ASC-10b/119/A/A

NOT FLOWN

2-43

ASC/119/FIN

**FMI TAL REDESIGNATION  
(119 OCFR1 CYC)**

1st E.O. VI		6100	6200	6300	6400	6500	6600	6700	6800
SE OPS 3 FMI 109	(29)	11000	11100	11100	11100	11100	11200	11200	11200
SE FMI 104	(29)	17600	17400	17200	17000	16800	16600	16400	16200

1st E.O. VI		6900	7000	7100	7200	7300	7400	7500	7600
SE OPS 3 FMI 109	(29)	11200	11200	11300	11300	11300	11300	11400	11400
SE FMI 104	(29)	16000	15800	15600	15500	15300	15100	15000	14800

1st E.O. VI		7700	7800	7900	8000	8100	8200	8300	8400
SE OPS 3 FMI 109	(29)	11400	11400	11400	11500	11500	11500	11500	11500
SE FMI 104	(29)	14700	14600	14400	14300	14200	14200	14100	14000

1st E.O. VI		8500	8600	8700	8800	8900	9000	9100	9200
SE OPS 3 FMI 109	(29)	11600	11600	11600	11600	11600	11600	11700	11700
SE FMI 104	(29)	14000	13900	13900	13800	13800	13800	13800	13800

1st E.O. VI		9300	9400	9500	9600	9700	9800	9900	10000
SE OPS 3 FMI 109	(29)	11700	11700	11700	11700	11800	11800	11800	11800
SE FMI 104	(29)	13800	13700	13800	13800	13800	13800	13800	13800

1st E.O. VI		10100	10200						
SE OPS 3 FMI 109	(29)	11800	11800						
SE FMI 104	(29)	13800	13800						

ASC-12a/119/A/A

NOT FLOWN

2-44

ASC/119/FIN

**ECAL – ZZA or MRN or FMI PRIME TAL**

1st EO VI (KFPS)	<b>5.6</b>	<b>5.8</b>	<b>6.0</b>	<b>6.2</b>	<b>6.4</b>	<b>6.6</b>	<b>6.8</b>
CHERRY POINT (7)		6.7 - 7.0	6.7 - 7.2	6.8 - 7.3	6.8 - 7.4	6.9 - 7.5	6.9 - 7.6
OTIS ANGB (16)		10.3 - 11.1	10.3 - 11.2	10.2 - 11.3	10.2 - 11.5	10.2 - 11.6	10.2 - 11.6

1st EO VI (KFPS)	<b>7.0</b>	<b>7.2</b>	<b>7.4</b>	<b>7.6</b>	<b>7.8</b>	<b>8.0</b>	<b>8.2</b>
CHERRY POINT (7)	7.0 - 7.7	7.2 - 7.8	7.4 - 7.9	7.6 - 7.9	7.8 - 8.0	8.0 - 8.0	
GABRESKI (15)					10.5 - 10.7	10.4 - 10.8	10.3 - 11.0
OTIS ANGB (16)	10.2 - 11.7	10.2 - 11.8	10.2 - 11.9	10.2 - 12.0	10.2 - 12.1	10.2 - 12.1	10.3 - 12.2

1st EO VI (KFPS)	<b>8.4</b>	<b>8.6</b>	<b>8.8</b>	<b>9.0</b>	<b>9.2</b>	<b>9.4</b>	<b>9.6</b>
OCEANA NAS (8)		8.6 - 9.0	8.8 - 9.1	9.0 - 9.2	9.2 - 9.3		
WALLOPS (9)				9.4 - 9.6	9.2 - 9.7	9.4 - 9.8	9.6 - 9.8
GABRESKI (15)	10.3 - 11.1	10.3 - 11.2	10.3 - 11.3	10.4 - 11.3	10.4 - 11.4	10.4 - 11.5	10.4 - 11.5
OTIS ANGB (16)	10.3 - 12.3	10.3 - 12.3	10.3 - 12.4	10.4 - 12.4	10.4 - 12.5	10.5 - 12.6	10.5 - 12.6
PEASE INT'L (17)	11.3 - 11.7	11.3 - 11.9	11.3 - 12.0	11.3 - 12.1	11.3 - 12.2	11.3 - 12.2	11.3 - 12.3

1st EO VI (KFPS)	<b>9.8</b>	<b>10.0</b>	<b>10.2</b>	<b>10.4</b>	<b>10.6</b>	<b>10.8</b>	<b>11.0</b>
WALLOPS (9)	9.8 - 9.9						
GABRESKI (15)	10.4 - 11.6	10.5 - 11.7	10.5 - 11.7	10.5 - 11.8	10.6 - 11.8	10.8 - 11.9	11.0 - 11.9
OTIS ANGB (16)	10.5 - 12.7	10.5 - 12.7	10.6 - 12.8	10.6 - 12.8	10.7 - 12.9	10.8 - 12.9	11.0 - 12.9
PEASE INT'L (17)	11.3 - 12.4	11.4 - 12.5	11.4 - 12.5	11.5 - 12.6	11.5 - 12.6	11.5 - 12.7	11.5 - 12.7

1st EO VI (KFPS)	<b>11.2</b>	<b>11.4</b>	<b>11.6</b>	<b>11.8</b>	<b>12.0</b>	<b>12.2</b>	<b>12.4</b>
GABRESKI (15)	11.2 - 12.0	11.4 - 12.0	11.6 - 12.1	11.8 - 12.2	12.0 - 12.2	12.2 - 12.3	
OTIS ANGB (16)	11.2 - 13.0	11.4 - 13.0	11.6 - 13.1	11.8 - 13.1	12.0 - 13.2	12.2 - 13.2	12.4 - 13.2
PEASE INT'L (17)	11.5 - 12.8	11.5 - 12.8	11.6 - 12.9	11.8 - 12.9	12.0 - 13.0	12.2 - 13.0	12.4 - 13.0

1st EO VI (KFPS)	<b>12.6</b>	<b>12.8</b>	<b>13.0</b>	<b>13.2</b>	<b>13.4</b>	<b>13.6</b>	<b>13.8</b>
OTIS ANGB (16)	12.6 - 13.3	12.8 - 13.3	13.0 - 13.4	13.2 - 13.4	13.4 - 13.4		
PEASE INT'L (17)	12.6 - 13.1	12.8 - 13.1	13.0 - 13.1				

ASC-12b/119/A/A

NOT FLOWN

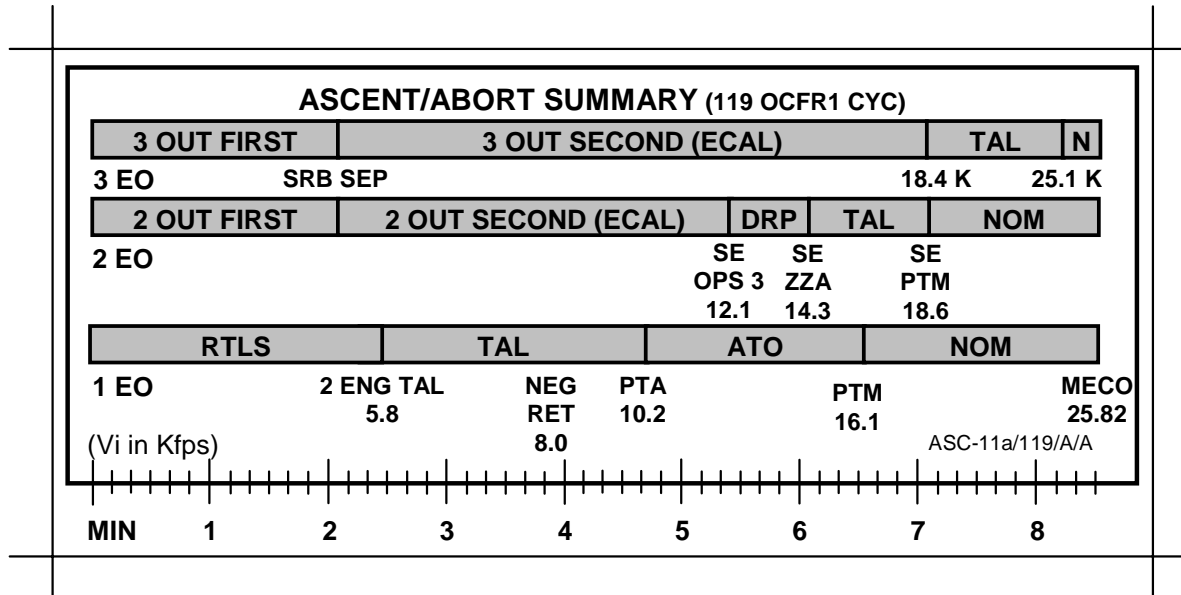
2-45

ASC/119/FIN

NOT FLOWN

2-46

ASC/119/FIN







POST OMS 1 BURN PROCEDURES

**POST  
OMS 1**



1: GNC OMS 1 MNVR EXEC	2: GNC OMS 1 MNVR EXEC
3: BFS, GNC SYS SUMM 2	

**ET PHOTO MANEUVER/MPS DUMP**

- \* If OMS 1 Burn performed, go to \*
- \* POST BURN STATUS \*

B  $\sqrt{\text{MCC}}$ ,  
ADI – REF

- \* If Feedline Fail: \*
- \*  $\sqrt{\text{MCC}}$  GO for +X and Pitch Mnvr \*
- \* At MECO + 6 min: (14:23 Nom) \*
- \* ET SEP – SEP \*
- \* At MM104 + 2 sec \*
- \* +X xlation for 11 sec \*
- \* At OMS 1 TIG: (16:05 Nom) \*
- \* Pitch up at 2°/sec until ET in O/H \*
- \* window (P ~110°) \*
- \* Go to MPS DUMP complete \*

If NO-GO for Photo Pitch Mnvr, go to MPS DUMP complete; do not pitch

**MPS DUMP start** (MECO + 2:03)

C At OMS 1 TIG + 30 sec: (MECO + 2:33)  
(10:56 Nom)

C3 DAP – INRTL: R (DISC), P (PULSE), Y (DISC),  
Orbiter pitches up

Control pitch rate 2°/sec to 3°/sec

- \* If no pitch rate, go to MPS DUMP complete \*

When ET in O/H window (MS call or P ~90°):

P – DISC

Adjust pitch photo att as reqd for MS

P **MPS DUMP complete**

F4  $\sqrt{\text{BDY FLP pb}}$  – It off (MECO + 4 min) (12:24 Nom)

- \* C If no pitch rate, \*
- \* P – DISC \*
- \* Pitch up at 2°/sec until ET \*
- \* in O/H window (P ~85°) \*

POST  
OMS 1

1: GNC OMS 1 MNVR EXEC	2: GNC OMS 1 MNVR EXEC
3: BFS, GNC SYS SUMM 2	

**C POST BURN STATUS**

NOMINAL  OMS 1 TIG TO MCC  :

- \* C **ALPHA MANAGEMENT (if reqd)** \*
- \* \*
- \* If underspeed (ATO or AOA-S) OMS 1 \*
- \* and Post OMS 1 HP ≤ 75 nm: \*
- \* Maneuver to LVLH R000, P340, Y000 \*
- \* (maintain LVLH P = 0 ± 20) \*
- \* After 10 min: \*
- \* Maneuver to LVLH P = 340 \*
- \* After 10 min: \*
- \* Maneuver to Burn Attitude \*

P When MPS dump complete:  
 R4 HYD MPS/TVC ISOL VLV (1,2,3; 5 sec interval) –  
 CL (hold each 5 sec, tb-CL)

B F6,F8 FLT CNTLR PWR (two) – OFF  
 C3 DAP – AUTO

**IF AOA**  
 If two Freon Loops ↓ or two H2O Loops ↓:  
 Go to SYS AOA  
 Otherwise, go to AOA

- \* If no comm and MPS dump complete: \*
- \* HYD MN PUMP PRESS (three) – \*
- \* LO (MA) \*

**P APU/HYD SHUTDN**

R2 √MCC  
 √APU AUTO SHTDN (three) – ENA  
 BLR PWR (three) – OFF  
 N2 SPLY (three) – OFF  
 APU OPER (1,2,3; 5 sec interval) – OFF (MA)  
 FU TK VLV (three) – CL  
 √Shutdn (HYD PRESS < 200)  
 CNTLR PWR (three) – OFF  
 √HYD MN PUMP PRESS (three) – NORM

1: GNC OMS 1 MNVR EXEC	2: GNC OMS 1 MNVR EXEC
3: BFS, GNC SYS SUMM 2	

### TAIL ONLY CONTROL (√MCC)

2: GNC 23 RCS
---------------

CRT2 OVRD FWD RCS MANF STATs 1,2,3,4 – CL

### FES & HEATER ACTIVATION

C L1 FLASH EVAP CNTLR PRI A – ON  
L2 FDLN HTR (two) – 1

P R1 O2 TK1,2 HTRS B (two) – AUTO  
H2 TK1,2 HTRS B (two) – AUTO

MS1 A12 APU HTR TK/FU LN/H2O SYS 1A,2A,3A (three) –  
AUTO

### AC BUS SNSR

R1 AC BUS SNSR (three) – OFF (1 sec),  
then AUTO TRIP

### MAJOR MODE CHANGE

CRT1 GNC, OPS 105 PRO

1: GNC OMS 2 MNVR EXEC	2: GNC OMS 2 MNVR EXEC
3: BFS, GNC OMS 2 MNVR EXEC	

1: GNC OMS 2 MNVR EXEC	2: GNC OMS 2 MNVR EXEC
3: BFS, GNC OMS 2 MNVR EXEC	

**B OMS 2 BURN SETUP**

√OMS 2 TARGETING, Flip Book

CRT1 TRIM LOAD – ITEM 6 +0.4 -5.7 +5.7 EXEC

- \* For single eng burn (good eng): \*
- \* TRIM LOAD LY – ITEM 7 +5.2 EXEC \*
- \* RY – ITEM 8 -5.2 EXEC \*
- \* OMS L – ITEM 2 EXEC \*
- \* R – ITEM 3 EXEC \*
- \* For RCS burn: \*
- \* RCS SEL – ITEM 4 EXEC \*

NOTE

Onboard computed TIG may vary slightly but is acceptable

√Targets, OMS TARGETS

LOAD – ITEM 22 EXEC  
TIMER – ITEM 23 EXEC

CRT3 √BFS TGT

1: GNC OMS 2 MNVR EXEC    2: GNC OMS 2 MNVR EXEC  
3: BFS, GNC OMS 2 MNVR EXEC

**P MPS ISOL**

NOTE

Expect multiple MAs for MPS He P  
as regs bleed down

R2    MPS He ISOL (six)    – GPC  
      PNEU He ISOL    – GPC  
      √He I'CNCT (three) – GPC

**MPS GH2 INERTING**

R4    MPS H2 PRESS LINE VENT – OP  
      (Start watch)  
      After 1 min:  
      MPS H2 PRESS LINE VENT – GND

25:00    ♦ **MPS PWRDN**

R2    MPS ENG PWR L (two)    – OFF  
      CTR (two) – OFF  
      R (two)    – OFF

1: GNC OMS 2 MNVR EXEC	2: GNC OMS 2 MNVR EXEC
3: BFS, GNC OMS 2 MNVR EXEC	

**P ET UMBILICAL DOOR CLOSURE**

\* If Feedline fail, √MCC before closure \*

WARNING  
 ET CTRLINE LATCHES must be stowed prior to L,R DR closure to prevent door drive damage

NOTE

Double times for single motor operation

R2

ET UMB DR

MODE – GPC/MAN  
 CTRLINE LAT – STO  
 √After 6 sec, CTRLINE LAT tb – STO

\* If CTRLINE LAT does not stow within 12 sec: \*  
 \* CTRLINE LAT – GND \*  
 \* √MCC \*

CTRLINE LAT – GND  
 L,R DR (two) – CL (tb-bp)  
 √After 24 sec, L,R DR tb (two) – CL

\* If doors do not close within 48 sec: \*  
 \* L,R DR (two) – OFF \*  
 \* √MCC \*

L,R LAT (two) – LAT (tb-bp)  
 √After 6 sec, L,R LAT tb (two) – LAT

\* If doors do not latch within 12 sec: \*  
 \* L,R DR (two) – OFF \*  
 \* LAT (two) – OFF \*  
 \* √MCC \*

L,R DR (two) – OFF  
 LAT (two) – OFF  
 MODE – GPC

1: GNC OMS 2 MNVR EXEC    2: GNC OMS 2 MNVR EXEC  
3: BFS, GNC OMS 2 MNVR EXEC

### OMS BURN PREP

- \* For single eng burn/No PROP \*
- \* failures: \*
- \* XFEED failed eng PROP to \*
- \* good eng \*

- P O8 L,R OMS  
√He PRESS/VAP ISOL A (two) – GPC  
B (two) – CL  
√TK ISOL (four) – GPC (tb-OP)  
√XFEED (four) – GPC (tb-CL)
- B Wedge Install OMS 2/ORBIT OMS BURN and  
OMS 2 BURN MONITOR Cue Cards  
(F6,F8)
- If FRCS reqd,  
Go to OPS 1 RCS BURN (Cue Card)

### OMS 2 BURN ATTITUDE MNVR

- B F6,F8 √ADI ATT (two) – INRTL  
RATE (two) – 1
- C MNVR – ITEM 27 EXEC (\*)

3: BFS, GNC SYS SUMM 2

### B SEAT SAFING AND ADJUSTMENT

Adjust Back Angle

- TIG-5 B Go to OMS 2/ORBIT OMS BURN  
(Cue Card)





OMS 2 BURN CARDS

**OMS 2**



MS ONLY

4-1

ASC/119/FIN



OMS 2

### OMS 2 BURN MONITOR

<b>OMS TEMP*</b> FU IN P $\geq$ <table style="display: inline-table; border: 1px solid black; text-align: center;"><tr><td style="padding: 0 5px;">L</td><td style="padding: 0 5px;">R</td></tr><tr><td style="padding: 0 5px;">225</td><td style="padding: 0 5px;">220</td></tr></table> $\leq$ <table style="display: inline-table; border: 1px solid black; text-align: center;"><tr><td style="padding: 0 5px;">205</td><td style="padding: 0 5px;">204</td></tr></table> or No FU IN P	L	R	225	220	205	204	OMS ENG FAIL ----- OMS PRPLT FAIL
L	R						
225	220						
205	204						
<b>OMS PC* &amp; OMS ↓</b> (BFS: $\sqrt{\text{accel}}$ ) ENG VLV 1 or 2 < 70 or OX IN P > 227 ----- OX IN P $\leq$ 227 or No OX IN P	OMS ENG FAIL ----- OMS PRPLT FAIL						
<b>OMS OX/FU TK P</b> ( $\sqrt{\text{ENG IN P}}$ ) OX/FU LOW ----- OX & FU HIGH	He PRESS/VAP ISOL (two) – OP If aff TK P not incr: He PRESS/VAP ISOL (two) – CL At PC < 72 or OMS TEMP or HP > 85: OMS PRPLT FAIL ----- He PRESS/VAP ISOL (two) – CL Cycle He A(B) to maintain TK P 234-284						
<b>OMS He TK P LOW</b> ( $\sqrt{\text{OMS/MPS}}$ )	At He P < 640 or QTY $\leq$ 41: If HP < 85: OMS XFEED from good OMS At HP > 85: OMS PRPLT FAIL						
<b>OMS N2 REG P HIGH or LOW</b>	OMS ENG – ARM						
<b>OMS N2 TK P LOW</b> ( $\sqrt{\text{OMS/MPS}}$ )	At N2 TK P < 470: OMS ENG – ARM						
<b>OMS GMBL</b>	L(R) OMS GMBL – SEC ----- If high RCS usage: OMS ENG FAIL						
<b>GPC</b>	aff GPC PWR – OFF If SEC GMBL avail: aff MDM FF 1(4) – OFF,ON L(R) OMS GMBL – SEC ----- SEC GMBL lost ----- 2 FAs lost						
<b>I/O ERROR FA</b>	L(R) OMS GMBL – SEC ----- ♦ I/O RESET (if recov: BFS I/O RESET) If high RCS usage: OMS ENG FAIL ----- 2 FAs lost						
<b>BCE STRG D</b>	I/O RESET (if recov: >>) ----- 1(4) If high RCS usage: L(R) OMS GMBL – SEC						
<b>I/O ERROR PCM</b>	OI PCMMU PWR – 2(1)						

\*If XFD, BLDN, or sensor fail, monitor ENG IN P for off-nominal performance

ASC-5a/119/A,O/B



## OPS 1 RCS BURN

### AFT RCS

✓RCS BURN CONFIG:  
 OMS TK ISOL (all) – OP                      OMS TK  
 L(R) OMS XFEED (two) – OP                switch at  
 R(L) OMS XFEED (two) – CL                1/2 ΔVTOT  
 AFT L,R RCS XFEED (four) – OP (If reqd)  
    TK ISOL (six) – CL

TIG-2    L,R OMS He PRESS/VAP ISOL A – OP  
           . . . Wait 2 sec . . .  
           L,R OMS He PRESS/VAP ISOL B – OP  
 ✓MM105  
 CNTLR PWR (two) – ON  
 ✓BURN ATT (INRTL) then REF, pb – push  
 ✓RCS SEL  
 DAP: INRTL/DISC  
 :00       + X  
           Maintain PITCH ATT ERR ± 3°  
           Monitor OMS data  
           Monitor ΔVTOT  
 CUTOFF   Release THC  
           CNTLR PWR (two) – OFF

### FWD RCS

**FRCS BURN PREP**  
 Load DUMMY target for FRCS attitude  
 RCS SEL – ITEM 4 EXEC  
 TIG @ TTA = 2:00 or as reqd  
 ΔVX = -2.1 (ITEM 19)  
 ΔVY = 0        (ITEM 20)  
 ΔVZ = +1.0 (ITEM 21)  
 LOAD – ITEM 22 EXEC  
 TIMER – ITEM 23 EXEC  
 TIG-10 Auto Mnvr to ATT  
 When in attitude:  
 ADI ATT – REF (push)  
 Load External ΔV Burn Target  
 ΔVX = +80  
 ΔVY = 0  
 ΔVZ = 0  
 LOAD – ITEM 22 EXEC  
 TIMER – ITEM 23 EXEC  
 ✓VGOX = negative  
 ✓VGOY = 0  
 ✓VGOZ = +21 ± 2  
 ✓REF ball – 0,0,0

NOTE

Error needles invalid during burn  
 Burn time = ~2X TGO  
 TGT Hp =  for ASCENT

-:30    CNTLR PWR (two) – ON  
           DAP: INRTL/DISC  
 :00       -X  
 CUTOFF   CUR HP = TGT HP , release THC  
           CNTLR PWR (two) – OFF

ASC-6b/119/A,O/A



POST OMS 2 BURN PROCEDURES

**POST  
OMS 2**





1: GNC OMS 2 MNVR EXEC	2: GNC OMS 2 MNVR EXEC
3: BFS, GNC SYS SUMM 2	

**MAJOR MODE CHANGE**

CRT1 GNC, OPS 106 PRO

1: GNC OMS 2 MNVR COAST	2: GNC OMS 2 MNVR COAST
-------------------------	-------------------------

B C4A, Stow ASC PKT (Helmet Bag)  
R3A Unstow ORBIT Cue Cards & ORB PKT

- \* If ATO, √MCC for procedure changes \*
- \* If Rev 3 deorbit reqd, go to CONT \*
- \* DEORB, LAUNCH DAY ORBIT 3 \*

Go to POST INSERT, POST INSERTION



This Page Intentionally Blank







AOA PADS

**AOA  
PADS**

6-1

ASC/119/FIN



## DIRECT INSERTION AOA DEL PAD

DEORBIT									
PRPLT					( )				
BURN CUE CARD:									
OMS ENG FAIL XFEED QTY CUE					%L		%R		
TOT AFT QTY 1 (%)							1 0 6		
TOT AFT QTY 2 (%)							5 3		
FLIP ΔV							4 8		
AFT ΔV							2 9		
B/U SITE							N / A		
FRCS: DUMP TO % (USE TIME AS CUE)					<input type="checkbox"/> OX		<input type="checkbox"/> FU		
ENTRY / LANDING									
EI - 5 MM303 INRTL ATT (6-30)					R		P		Y
MM304 PREBANK (ENT MNVR Cue Card)					<input type="checkbox"/> L		<input type="checkbox"/> R		
ALTM SET (6-34)							.		
CLG INIT							:		
EXPECTED AIL TRIM					<input type="checkbox"/> L		<input type="checkbox"/> R		
VREL 1ST REVERSAL							.		
XCG AT TD							.		
LAND SITE		<input type="checkbox"/> <input type="checkbox"/>		RWY		<input type="checkbox"/> <input type="checkbox"/> <input type="checkbox"/> <input type="checkbox"/> <input type="checkbox"/> <input type="checkbox"/>		50K /	
<input type="checkbox"/> L		<input type="checkbox"/> OVHD		<input type="checkbox"/> <input type="checkbox"/> <input type="checkbox"/> deg		<input type="checkbox"/> <input type="checkbox"/> MLS		38K /	
<input type="checkbox"/> R		<input type="checkbox"/> STRT		<input type="checkbox"/> <input type="checkbox"/> <input type="checkbox"/> TAC				28K /	
ΔT MACH < 1 TO HAC			MAX Nz		Nz LIMIT		WINDS: (ENT MNVR Cue Card)		
<input type="checkbox"/> : <input type="checkbox"/> <input type="checkbox"/>			<input type="checkbox"/> . <input type="checkbox"/>		<input type="checkbox"/> . <input type="checkbox"/>		12K /		
ΔT HAC INIT TO H = 20K							7K /		
<input type="checkbox"/> : <input type="checkbox"/> <input type="checkbox"/>							3K /		
AIMPOINT		SPEEDBRAKE			<input type="checkbox"/> <input type="checkbox"/> % @ 3K		1K /		
<input type="checkbox"/> NOM		<input type="checkbox"/> NOM			<input type="checkbox"/> <input type="checkbox"/>		SURFACE /		
<input type="checkbox"/> CLOSE-IN		<input type="checkbox"/> S.F.							
<u>REMARKS:</u>									

AOA  
PADS



6-4

ASC/119/FIN

### DEORBIT MNVR PAD

OMS BOTH 1

L 2

R 3

RCS SEL 4

TV ROLL 5

TRIM LOAD

P 6 ( ) .

LY 7 ( ) .

RY 8 ( ) .

WT 9

TIG 10  /  :  :  .

TGT PEG 4

C1 14

C2 15 ( ) .

HT 16

θT 17

PRPLT 18 ( )

#### BURN ATT

R 24

P 25

Y 26

REI

TXX

#### ΔVTOT

TGO

VGO X ( ) .

VGO Y ( ) .

VGO Z ( ) .

HA HP

TGT

#### NOTES

##### RCS I'CNCT:

L OMS → RCS

R OMS → RCS

NONE

BURN CARD

OMS PRPLT PAD

<p>DEORBIT BURN (1 ENG)</p>	<p>OMS XFEED RETURN at <math>\Delta VTOT</math> = <input type="text"/><input type="text"/><input type="text"/>          or <input type="text"/> <input type="text"/><input type="text"/> at <input type="text"/><input type="text"/><input type="text"/> %</p>
<p>DEORBIT BURN (RCS)</p>	<p>RCS I'CNCT TK SW at <math>\Delta VTOT</math> = <input type="text"/><input type="text"/><input type="text"/>          OMS PRPLT LOW: <math>\Delta VTOT</math> = <input type="text"/><input type="text"/><input type="text"/></p>
<p>UNBALANCED PRPLT DEORBIT BURN</p>	<p>INITIAL CONFIG: <input type="checkbox"/> TK ISOLs – CL          While feeding 2 OMS from 1 POD:          OMS PRPLT FAIL:          Secure <input type="checkbox"/> OMS          Secure <input type="checkbox"/> OMS          Interconnect <input type="checkbox"/> OMS to RCS          THC + X for <input type="text"/> : <input type="text"/><input type="text"/>          If <input type="checkbox"/> (XFEED) ENG '↓'          When <input type="checkbox"/> OMS QTY:          5%: <input type="checkbox"/> OMS TK ISOL (two) – OP          4%: <input type="checkbox"/> OMS TK ISOL (two) – CL          If <input type="checkbox"/> (STRAIGHT FEED) ENG '↓'          OMS ENG FAIL:          At <math>\Delta VTOT</math> = <input type="text"/><input type="text"/><input type="text"/>          or <input type="checkbox"/> <input type="text"/><input type="text"/> at <input type="text"/><input type="text"/><input type="text"/> %  <input type="checkbox"/> TK ISOL (two) – OP  <input type="checkbox"/> TK ISOL (two) – CL          Return to 2 ENG, 2 POD FLOW:          At <math>\Delta VTOT</math> = <input type="text"/><input type="text"/><input type="text"/> <input type="checkbox"/> TK ISOLs – OP          OMS ENG FAIL: (XFEED CUE)          OMS QTY <input type="text"/><input type="text"/> %L or <input type="text"/><input type="text"/> %R</p>
<p>DEORBIT BURN (MIXED XFEED)</p>	<p>FEED FROM GOOD POD:          At <math>\Delta VTOT</math> = <input type="text"/><input type="text"/><input type="text"/>          or <input type="checkbox"/> <input type="text"/><input type="text"/> at <input type="text"/><input type="text"/><input type="text"/> %  <input type="checkbox"/> OMS He PRESS (two) – OP          TK ISOL (two) – OP          XFEED (two) – OP          Secure <input type="checkbox"/> OMS          OMS PRPLT LOW:          AFT RCS RECONFIG at <math>\Delta VTOT</math> = <input type="text"/><input type="text"/><input type="text"/>          OMS ENG FAIL:  <input type="checkbox"/> OMS He PRESS (two) – OP          TK ISOL (two) – OP  <input type="checkbox"/> OMS XFEED (two) – CL</p>



This Page Intentionally Blank



AOA

AOA PROCEDURES

AOA

1: GNC OMS 2 MNVR EXEC	2: GNC OMS 2 MNVR EXEC
3: BFS, GNC OMS 2 MNVR EXEC	

**P HYD DEPRESS**

- R4      √HYD MPS/TVC ISOL VLV (three) – CL
- R2      √APU SPEED SEL (three)            – NORM
- √AUTO SHTDN (three)            – ENA
- HYD MN PUMP PRESS (three)    – LO (MA)

**FES & HEATER ACTIVATION**

- C L2      FLASH EVAP FDLN HTR (two) – 1
- P R1      O2 TK1,2 HTRS B (two) – AUTO
- H2 TK1,2 HTRS B (two) – AUTO
- MS1 A12    APU HTR TK/FU LN/H2O SYS 1A,2A,3A (three) – AUTO

**AC BUS SNSR**

- R1      AC BUS SNSR (three) – OFF (1 sec),  
          then AUTO TRIP

**MAJOR MODE CHANGE**

- CRT1      GNC, OPS 105 PRO

Select any AOA I\_TGT (3-12) to set AOA flag,  
but do not load until OPS 3

**If Delayed AOA (AOA after Direct Insertion OMS 2 burn):**

√MCC

SITE	TIG	C1	C2	H <sub>t</sub>	θ <sub>t</sub>	PRPLT
KSC		16401	-0.6575	65.8	69	
NOR		15748	-0.6313	65.8	82	

If no MCC uplink, **ALL** target data **MUST** be manually entered in OPS 3  
RCS COMPLETION and Recovery Prebank pages use 'w/OMS 1'  
Post burn expect reduced time of free fall (TFF)



1: GNC OMS 2 MNVR EXEC	2: GNC OMS 2 MNVR EXEC
3: BFS, GNC OMS 2 MNVR EXEC	

NOTE

Manually entered tgt data will be carried over to OPS 3 except: PASS, BFS ITEMS 5 and 18 (ILL ENTRY).

Transition to OPS 3 NLT TIG-10 min

C4F,	Stow ASC PKT
R3A	Stow ASCENT Cue Cards
R3F	Unstow ENT PKT

F6,F8	Install <u>AOA DEORBIT BURN</u> and <u>DEORBIT BURN MONITOR</u> Cue Cards (R3A)
-------	---

**IF APUs SHUTDN:**

<p><u>WARNING</u> Ice in W/B Steam Vent may cause loss of APU/HYD</p>
---

P **W/B STEAM VENT HTR ACT**

3: BFS, SM SYS SUMM 2
-----------------------

√APU OIL IN TEMP (three) < 230 degF  
√OUT TEMP (three) < 230 degF

NOTE

If any temp > 230, wait until temp < 230 in aff system

R2	√BLR CNTLR/HTR (three) – A
	PWR (three) – ON
	N2 SPLY (three) – ON

1: GNC OMS 2 MNVR EXEC	2: GNC OMS 2 MNVR EXEC
3: BFS, GNC OMS 2 MNVR EXEC	

**P MPS ISOL**

NOTE

Expect multiple MAs for MPS He P  
as regs bleed down

R2           MPS He ISOL (six)       – GPC  
              PNEU He ISOL     – GPC  
              √He I'CNCT (three) – GPC

**MPS GH2 INERTING**

R4           MPS H2 PRESS LINE VENT – OP  
              (Start watch)  
              After 1 min:  
              MPS H2 PRESS LINE VENT – GND

1: GNC OMS 2 MNVR EXEC	2: GNC OMS 2 MNVR EXEC
3: BFS, GNC OMS 2 MNVR EXEC	

**P ET UMBILICAL DOOR CLOSURE**

\* If Feedline fail, √MCC before closure \*

<p><b>WARNING</b>  ET CTRLINE LATCHES must be stowed prior to L,R DR closure to prevent door drive damage</p>
---

\* If ET Doors will not manually close and latch, prior to OPS 3 transition:  
\* 

2: GNC 51 OVERRIDE
--------------------

  
\* ET UMB DR CLOSE – ITEM 40(30) EXEC \*

**NOTE**

Double times for single motor operation

R2

ET UMB DR

MODE – GPC/MAN

CTRLINE LAT – STO

√After 6 sec, CTRLINE LAT tb – STO

\* If CTRLINE LAT does not stow within 12 sec: \*  
\* CTRLINE LAT – GND \*  
\* √MCC \*

CTRLINE LAT – GND

L,R DR (two) – CL (tb-bp)

√After 24 sec, L,R DR tb (two) – CL

\* If doors do not close within 48 sec: \*  
\* L,R DR (two) – OFF \*  
\* √MCC \*

L,R LAT (two) – LAT (tb-bp)

√After 6 sec, L,R LAT tb (two) – LAT

\* If doors do not latch within 12 sec: \*  
\* L,R DR (two) – OFF \*  
\* LAT (two) – OFF \*  
\* √MCC \*

L,R DR (two) – OFF

LAT (two) – OFF

MODE – GPC

1: GNC OMS 2 MNVR EXEC	2: GNC OMS 2 MNVR EXEC
3: BFS, GNC OMS 2 MNVR EXEC	

### RECONFIG DPS FOR ENTRY

**CAUTION**  
 If recovering string(s) due to failed GPC(s), all FCS CH(s) to AUTO prior to OPS 301 PRO

CRT1 GNC, OPS 301 PRO (√DAP)  
 CRT3 BFS, GNC, OPS 301 PRO

CRT1 GNC, OPS 302 PRO

1: GNC 50 HORIZ SIT	2: GNC DEORB MNVR EXEC
3: BFS, GNC DEORB MNVR EXEC	

√RWY Selection  
 AOA RWY OPTIONS

ALL INCLINATIONS				
SITE	RWY	TACANS	ITEM 5	MLS
1	KSC 15 KSC 33	TTS 59Y	COF 97	8 6
40	EDT 22R EDT 04L	EDW 111	LHS 21	8 6
42	NOR 17 NOR 23	SNG 121Y	HMN 92	6 6
43	NOR 05 NOR 35	SNG 121Y	HMN 92	- -
44	EDW 15 EDW 18L	EDW 111	LHS 21	- -
45	EDW 22 EDW 04	EDW 111	LHS 21	8/† 6

† MSBLS Jr. Channel 8 – Requires Uplink





1: GNC DEORB MNVR EXEC | 2: GNC DEORB MNVR EXEC  
3: BFS, DEORB MNVR EXEC

**OMS BURN TIG ADJUST (if reqd)**

CRTX LOAD – ITEM 22 EXEC  
TIMER – ITEM 23 EXEC

Determine  $\Delta$ TIG (if REI – REF > 50)  
from OMS TARGETS

CRTX Enter new TIG

LOAD – ITEM 22 EXEC  
TIMER – ITEM 23 EXEC

Repeat until  $\Delta$ RANGE < 50

CRT3  $\sqrt$ BFS TGT

**MNVR TO DEORBIT BURN ATTITUDE**

B F6,F8  $\sqrt$ ADI ATT (two) – INRTL  
 $\sqrt$ ERR (two) – 5  
 $\sqrt$ RATE (two) – 5

C MNVR – ITEM 27 EXEC (\*)  
( $\sqrt$ ADI ATT with CRT BURN ATT)

3: BFS, GNC SYS SUMM 2

TIG-5 B R3A Go to AOA DEORBIT BURN (Cue Card)



This Page Intentionally Blank





DEORBIT  
CARDS

AOA DEORBIT BURN AND DEORBIT BURN MONITOR CARDS

MS ONLY

6-17

ASC/119/FIN

DEORBIT CARDS

### DEORBIT BURN MONITOR

<b>OMS TEMP*</b>				
FU IN P	≥	225	220	OMS ENG FAIL
	≤	205	204	OMS PRPLT FAIL
or No FU IN P				
<b>OMS PC* &amp; OMS ↓</b>	(BFS: √accel)			
ENG VLV 1 or 2	<	70		OMS ENG FAIL
or	OX IN P	>	227	
	OX IN P	≤	227	OMS PRPLT FAIL
or No OX IN P				
<b>OMS OX/FU TK P</b>	(√ENG IN P)			
OX/FU LOW	He PRESS/VAP ISOL (two) – OP If aff TK P not incr: He PRESS/VAP ISOL (two) – CL At PC < 72 or OMS TEMP: OMS PRPLT FAIL			
OX & FU HIGH	He PRESS/VAP ISOL (two) – CL Cycle He A(B) to maintain TK P 234-284			
<b>OMS GMBL</b>	PRI fail	L(R) OMS GMBL – SEC		
	SEC fail	If high RCS usage: OMS ENG FAIL		
<b>GPC</b>	<b>1(4) &amp;</b>	aff GPC PWR – OFF		
	Burning OMS aff	If SEC GMBL avail: aff MDM FF 1(4) – OFF, ON L(R) OMS GMBL – SEC		
	SEC GMBL lost	If high RCS usage: OMS ENG FAIL		
	2 FAs lost	√MAN SHUTDN		
<b>I/O ERROR FA</b>	<b>1(4)</b>	L(R) OMS GMBL – SEC		
	2 FAs lost	♦ I/O RESET (if recov: BFS I/O RESET) If high RCS usage: OMS ENG FAIL √MAN SHUTDN		
<b>BCE STRG D</b>	<b>1(4)</b>	I/O RESET (if recov: >>) If high RCS usage: L(R) OMS GMBL – SEC		
<b>RM DLMA IMU</b>	<b>ABOVE SAFE</b>			STOP BURN: OMS ENG(s) – OFF >>
or	HP ⇒			
<b>GPC SET SPLIT</b>	<b>BELOW SAFE</b>			IMU DLMA:
or	HP ⇒			
<b>2 MN BUSES</b>				After C/O: √timer <span style="border: 1px solid black; padding: 2px;">G21</span>
				If any IMU ACC > 0.03: aff IMU – desel I'cnct OMS to RCS (√RCS Burn Time) THC +X to TGT HP (EOM) or 3.5 x timer at C/O (AOA) SET SPLIT: Go to "GPC" above
<b>I/O ERROR PCM</b>	OI PCMMU PWR – 2(1)			

\*If XFD, BLDN, or sensor fail, monitor ENG IN P for off-nominal performance

ENT-2a/119/A,O,D,E/B



This Page Intentionally Blank



MS ONLY

6-19

ASC/119/FIN





HINGE

```

* RCS COMPLETION:
* If DIRECT INSERTION:
*   THC +X to  $\Delta VTOT = 0$  or TOT AFT QTY 1    %
*
*   At AFT QTY 1      THC +X to FLIP  $\Delta V$  or
*   if CUR  $\Delta VTOT$ :  TOT AFT QTY 2    % then
*                   FRCS COMPLETION
*
*   FLIP    -----
*    $\Delta V$  4 8                                     FRCS COMPLETION
*
*   AFT    -----
*    $\Delta V$  2 9                                     THC +X to TGT  $\Delta V$ 
*
*   TGT    -----
*    $\Delta V$  0 0
*
* If w/OMS 1:
*   THC +X to TGT HP or TOT AFT QTY 1    %
*
*   At AFT QTY 1      THC +X to FLIP HP or
*   if CUR HP:        TOT AFT QTY 2    % then
*                   FRCS COMPLETION
*
*   FLIP   -----
*   HP                                     FRCS COMPLETION
*
*   AFT   -----
*   HP                                     THC +X to TGT HP
*
*   TGT   -----
*   HP
*
* FRCS COMPLETION:
*   Mnvr to -X Att (pitch up at 3°/sec to VGOz = +1/4  $\Delta VTOT$ )
*   THC -X to  $\Delta VTOT = 0$  or FRCS depletion (JETS FAIL OFF)

```

CUTOFF  
+ :02 OMS ENG(s) – OFF (If < 3 IMU, at  :  )  
\* AFT RCS RECONFIG if INTERCONNECT \*  
Trim X,Z residuals < 2 fps (< 0.5 fps if shallow)  
ASC-8aa/119/A/A

**AOA DEORBIT BURN (1 ENG)**

- √MM302      √OMS L or R
- √OMS BURN CONFIG (L or R XFEED)
- Enter TGO + 10 sec
- √TRIM: P +0.4, LY +5.2, RY -5.2
- L,R OMS He PRESS/VAP ISOL A (two) – OP
- ... Wait 2 sec ...      B (two) – OP
- √DAP – AUTO(PASS)/DISC
- ADI – LVLH(REF)/HI/MED
- FLT CNTLR PWR (two) – ON
- TIG-2      Good OMS ENG – ARM/PRESS
- :15      EXEC
- :15      If OMS AFT QTY < 11%, THC +X to OMS IGN + 1 sec
- :00      Start watch (√P<sub>C</sub>, ΔVTOT, ENG VLVs)

OMS XFEED RETURN at ΔVTOT =     
 or    at   %  
 L,R OMS TK ISOL (four) – OP  
 XFEED (four) – CL

- \* **OMS PRPLT FAIL (CONTINUE BURN):** \*
- \* OMS ENG – OFF \*
- \* ITEM 18 +0 EXEC \*
- \* Secure aff OMS \*
- \* √ADI – LVLH, center needles \*
- \* Interconnect good OMS to RCS \*
- \*     THC +X (√OMS% vs RCS Burn Time) \*
- \*     AFT RCS RECONFIG \*
- \*     RCS COMPLETION \*
- \* **OMS ENG FAIL (CONTINUE BURN):** \*
- \* OMS ENG – OFF \*
- \* √ADI – LVLH, center needles \*
- \* Interconnect good OMS to RCS \*
- \*     THC +X (√OMS% vs RCS Burn Time) \*
- \*     RCS I'CNCT TK SW \*
- \*     THC +X (√OMS% vs RCS Burn Time) \*
- \*     AFT RCS RECONFIG \*
- \*     RCS COMPLETION \*
- \* **RCS +X JET FAIL OFF:** \*
- \* ITEM 18 +0 EXEC \*
- \*  Resel jet      ASC-8b/A/B \*

HINGE

HINGE

\* **RCS COMPLETION:** \*

\* If DIRECT INSERTION: \*

\* THC +X to  $\Delta VTOT = 0$  or TOT AFT QTY 1    % \*

\* At AFT QTY 1                    THC +X to FLIP  $\Delta V$  or                    \*

\* if CUR  $\Delta VTOT$ :                    TOT AFT QTY 2    % then                    \*

\*                    FRCS COMPLETION                    \*

\* FLIP   ----- \*

\*  $\Delta V$                     FRCS COMPLETION                    \*

\* AFT   ----- \*

\*  $\Delta V$                     THC +X to TGT  $\Delta V$                     \*

\* TGT   ----- \*

\*  $\Delta V$                     \*

\* If w/OMS 1: \*

\* THC +X to TGT HP or TOT AFT QTY 1    % \*

\* At AFT QTY 1                    THC +X to FLIP HP or                    \*

\* if CUR HP:                    TOT AFT QTY 2    % then                    \*

\*                    FRCS COMPLETION                    \*

\* FLIP   ----- \*

\* HP                    FRCS COMPLETION                    \*

\* AFT   ----- \*

\* HP                    THC +X to TGT HP                    \*

\* TGT   ----- \*

\* HP                    \*

\* **FRCS COMPLETION:** \*

\* Mnv to -X Att (pitch up at 3°/sec to VGOz = +1/4  $\Delta VTOT$ ) \*

\* THC -X to  $\Delta VTOT = 0$  or FRCS depletion (JETS FAIL OFF) \*

CUTOFF

+ :02 OMS ENG – OFF (If < 3 IMU, at  :   )

\* AFT RCS RECONFIG if INTERCONNECT \*

Trim X,Z residuals < 2 fps (< 0.5 fps if shallow)

ASC-8bb/119/A/A

**AOA DEORBIT BURN (RCS)**

√MM302      √RCS SEL  
√RCS BURN CONFIG (L OMS I'CNCT)

L,R OMS He PRESS/VAP ISOL A (two) – OP  
... Wait 2 sec ...                      B (two) – OP

√DAP – INRTL/DISC  
ADI – LVLH(REF)/MED/MED  
FLT CNTLR PWR (two) – ON

TIG      THC +X  
Maintain PITCH ATT ERR ± 3°  
Monitor ΔVTOT

RCS I'CNCT TK SW at ΔVTOT =   
R OMS XFEED (two) – OP  
L OMS XFEED (two) – CL

-----  
| **OMS PRPLT LOW** |  
| AFT RCS RECONFIG AT ΔVTOT =  |  
RCS COMPLETION

- \* **OMS PRPLT FAIL (MULTIPLE JETS FAIL OFF):** \*
- \*    Secure aff OMS \*
- \*    ITEM 18 +0 EXEC \*
- \*    G23 Resel jets \*
- \*    Interconnect good OMS to RCS \*
- \*    THC +X (√OMS% vs RCS Burn Time) \*
- \*    AFT RCS RECONFIG \*
- \*    RCS COMPLETION \*
- \* **RCS +X JET FAIL OFF:** \*
- \*    ITEM 18 +0 EXEC \*
- \*    G23 Resel jets \*

ASC-7a/A/B

HINGE

MS ONLY

6-24

ASC/119/FIN



HINGE

\* **RCS COMPLETION:** \*  
\* If DIRECT INSERTION: \*  
\*     THC +X to  $\Delta VTOT = 0$  or TOT AFT QTY 1    % \*  
\*     At AFT QTY 1            THC +X to FLIP  $\Delta V$  or \*  
\*     if CUR  $\Delta VTOT$ :        TOT AFT QTY 2    % then \*  
\*                                FRCS COMPLETION \*  
\*     FLIP   ----- \*  
\*      $\Delta V$                     FRCS COMPLETION \*  
\*     AFT   ----- \*  
\*      $\Delta V$                     THC +X to TGT  $\Delta V$  \*  
\*     TGT   ----- \*  
\*      $\Delta V$                     \*  
\* If w/OMS 1: \*  
\*     THC +X to TGT HP or TOT AFT QTY 1    % \*  
\*     At AFT QTY 1            THC +X to FLIP HP or \*  
\*     if CUR HP:             TOT AFT QTY 2    % then \*  
\*                                FRCS COMPLETION \*  
\*     FLIP   ----- \*  
\*     HP                        FRCS COMPLETION \*  
\*     AFT   ----- \*  
\*     HP                        THC +X to TGT HP \*  
\*     TGT   ----- \*  
\*     HP                        \*  
\* **FRCS COMPLETION:** \*  
\*     Mnvr to -X Att (pitch up at 3°/sec to VGOz = +1/4  $\Delta VTOT$ ) \*  
\*     THC -X to  $\Delta VTOT = 0$  or FRCS depletion (JETS FAIL OFF) \*

CUTOFF:  
VGOx = 0, release THC  
AFT RCS RECONFIG  
Trim Inplane X,Z residuals < 2 fps (< 0.5 fps if shallow)  
ASC-7aa/119/A/A



This Page Intentionally Blank





**POST D/O  
BURN**

AOA POST DEORBIT BURN



6-27

ASC/119/FIN

1: GNC DEORB MNVR EXEC	2: GNC DEORB MNVR EXEC
3: BFS, GNC SYS SUMM 2	

B F6,F8      FLT CNTLR PWR (two) – OFF  
 C3            √DAP: AUTO

**P OMS/RCS POST BURN RECONFIG**

**POST D/O  
BURN**

**IF I'CNCT**  
 Perform I'CNCT RETURN  
 (ENT PKT, RCS)

O7      AFT L,R RCS  
           √He PRESS (four)                    – OP (tb-OP)  
           √TK ISOL (six)                      – GPC (tb-OP)  
           MANF ISOL 1,2,3,4 (eight) – OP (tb-OP)  
           √XFEED (four)                      – GPC (tb-CL)

O8      FWD RCS  
           TK ISOL (two) – OP (tb-OP)  
 L,R OMS  
           He PRESS/VAP ISOL (four) – CL  
           TK ISOL (four)                      – OP (tb-OP)

\* If OMS PRPLT FAIL:                    \*  
 \*    √Aff TK ISOL (two) – CL        \*

XFEED (four) – CL (tb-CL)

Determine Prebank  
 Determine ΔHP (CUR HP -TGT HP)

Use RECOVERY PREBANK TABLES  
 Record Prebank on ENTRY MANEUVERS  
 Cue Card

1: GNC DEORB MNVR EXEC	2: GNC DEORB MNVR EXEC
3: BFS, GNC SYS SUMM 2	

\* **RECOVERY PREBANK TABLES (KSC)** \*

\* NOTE: APPLICABLE ONLY IF OMS 1 REQD \*

\* (ATO/AOA steep entries) **KSC** \*

$\Delta$ HP	0	3	6	9	12	15	19	23	27
PREBANK	0	45	75	90	100	105	115	135	180

\* (ATO/AOA shallow entries) **KSC** \*

$\Delta$ HP	0	1	2	3	4	5	6	7	9
PREBANK	90	105	110	115	125	135	145	155	175

\* 119 of 11 \*

**C POST BURN STATUS**

NOMINAL  $\Delta$ TIG

--	--	--	--

P CRT2 **GNC, OPS 303 PRO**

1: GNC DEORB MNVR COAST	2: GNC DEORB MNVR COAST
-------------------------	-------------------------

1: GNC DEORB MNVR COAST	2: GNC DEORB MNVR COAST
3: BFS, GNC SYS SUMM 2	

C CRT1    √Uplinked INRTL EI-5 MM303 ATT with DEL PAD

- \* If no Deorbit TGT uplink, enter INRTL \*
- \* EI-5 MM303 ATT from DEL PAD: \*
- \*    R – ITEM 24 + \_\_\_\_\_ \*
- \*    P – ITEM 25 + \_\_\_\_\_ \*
- \*    Y – ITEM 26 + \_\_\_\_\_ \*

Mnvr to EI-5 ATT – ITEM 27 EXEC (\*)

- \* If UNDERBURN or no DEL PAD, \*
- \* manually mnvr to LVLH R001, Y358, \*
- \* P per table below \*

TIME to EI (min)	LVLH PITCH (deg)
20	339
	343
	347
	351
	355
15	359
	3
	7
	11
	15
10	19
	23
	27
	31
	35
5	39



1: GNC 53 CONTROLS	2: BFS, GNC SYS SUMM 2
--------------------	------------------------

3: GNC DEORB MNVR COAST
-------------------------

1: GNC 23 RCS	2: GNC DEORB MNVR COAST
---------------	-------------------------

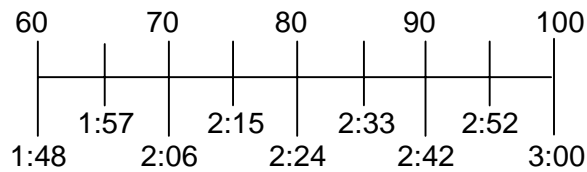
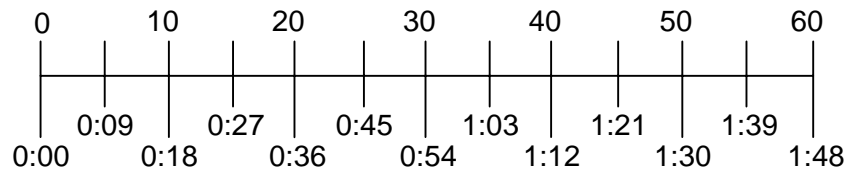
3: BFS, GNC SYS SUMM 2
------------------------

**P FRCS DUMP**

Determine FWD RCS 'DUMP TO %' using lowest of OX or FU qty (calculator or DEL PAD)

FOUR JET DUMP:

FRCS PRPLT TO BE DUMPED (%)



TIME FROM DUMP INITIATION (M:S)

NOTE

During dump, disregard FRCS qty





1: GNC DEORB MNVR COAST	2: GNC DEORB MNVR COAST
-------------------------	-------------------------

3: BFS, GNC SYS SUMM 2
------------------------

2: GNC 50 HORIZ SIT
---------------------

3: BFS, GNC 50 HORIZ SIT
--------------------------

**HORIZ SIT CONFIG**

ALTM – ITEM 9 + 

		.		
--	--	---	--	--

	<u>PASS ITEM</u>	<u>BFS ITEM</u>	
PTI	INH √1		
LAND SITE (AOA DEL PAD)	√41	√41	
RWY (AOA DEL PAD)	√3	√3	
	√4	√4	
TAC (per AOA RWY)	√5	√5	
RA	blank √46		
TAEM TGT			
G&N	OVHD √6	blank	
HSI	blank	blank	
XEP	NEP √7	NEP	√7
AIM (AOA DEL PAD)	NOM √8	NOM	√8
	(or CLSE)	or (CLSE)	
SPDBK	NOM √39		
TAC	INH √20	INH	√20
GPS	INH √43	INH	√43
DRAG H	AUT √22	AUT	√22
ADTA H	INH √26	INH	√26
ADTA TO G&C	INH √29	AUT	√28
TAC	DELTA √35		
DES any failed TACANS	√		√
AIF_G	INH √48		

\* If BFS engaged: \*

\* Set HSD BFS ITEMS to PASS Config \*

1: GNC DEORB MNVR COAST	2: GNC 50 HORIZ SIT
3: BFS, GNC 50 HORIZ SIT	

### ENTRY SW CHECK

B F6,F8 Stow AOA DEORBIT BURN Cue Cards (R3A)  
R3A Install ENTRY Cue Cards

**NOTE**

If NAVAIDS 'OFF' due to PKT C/L PWRDN,  
switch 'ON' per pwrdn procedure

P O7     √TACAN MODE (three) – GPC  
          √ANT SEL (three) – AUTO  
          CH (three) – 

111
-----

 (EDW/EDT)  
                                  – 

059Y
------

 (KSC)  
                                  – 

121Y
------

 (NOR)

O8     √RADAR ALTM (two) – ON  
          MLS (three) – ON (PASS)  
          √CH (three) – 8 

EDW 22	KSC 15	EDT 22R
--------	--------	---------

  
                                  – 6 

KSC 33	EDW 04	EDT 04L
--------	--------	---------

NOR 17	NOR 23
--------	--------

I/O RESET

C L2     √CAB RELIEF (two) – ENA (tb-ENA)  
          √ANTISKID – ON  
          √NWS – 1  
          √ENTRY MODE – AUTO  

3: GNC 51 OVERRIDE
--------------------

B L2,C3     √ROLL MODE – AUTO  
C3     √SBTC (two) – full fwd  
          √SRB SEP – AUTO  
          √ET SEP – AUTO  
F6,F8     √AIR DATA (two) – NAV  
          √ADI ERR (two) – 5  
          √RATE (two) – 5  
          √HSI SEL MODE (two) – ENTRY

C F6     √SOURCE (two) – NAV, 1  
P F8     √SOURCE (two) – NAV, 2

B F3     √TRIM RHC/PNL (two) – INH  
          √PNL (two) – ON

F6,F8     √RADAR ALTM (two) – 1(C), 2(P)

1: GNC DEORB MNVR COAST	2: GNC 50 HORIZ SIT
3: GNC 51 OVERRIDE	

- \* **If APUs shut down:** \*
- \* Perform APU RESTART \*
- \* (ENT PKT, APU/HYD) \*

**PRE EI CHECKLIST**

- \* If less than four PASS GPCs, config FCS \*
- \* CHs so that each GPC cmd equals number \*
- \* of CHs. See table on POST OPS 3/GRTLs \*
- \* TRANSITION RESTRING (Cue Card) \*
- \* 

GNC 53 CONTROLS
-----------------

 \*
- \* Config SURF FBK (See table on POST \*
- \* OPS 3/GRTLs TRANSITION RESTRING \*
- \* (Cue Card) \*

2: GNC DEORB MNVR COAST	
3: BFS, GNC DEORB MNVR COAST	

- B F6,F8 FLT CNTLR PWR (two) – ON
  - P If SECONDARY ACTUATOR CHECK performed:
  - R2 HYD MN PUMP PRESS (one) – NORM
- Go to ENTRY MANEUVERS (Cue Card)



OMS FAILURE

**OMS  
FAILURE**



MS ONLY

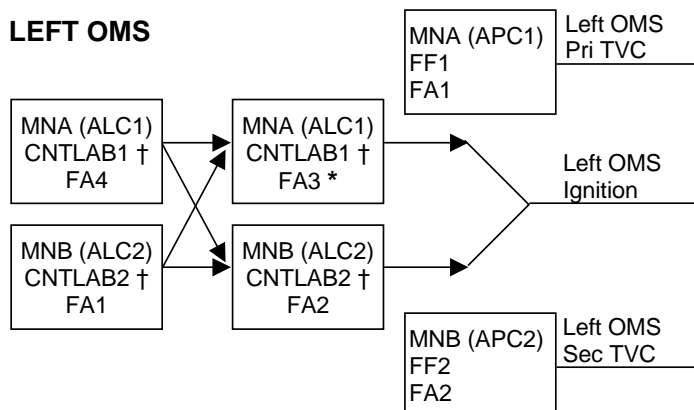
6-37

ASC/119/FIN



## OMS FAILURES

### LEFT OMS

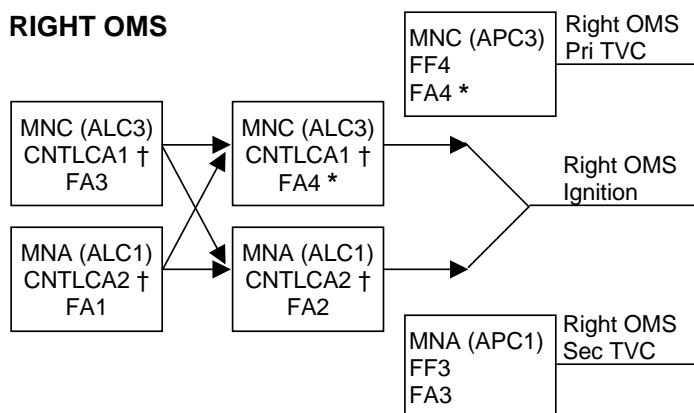


† If CNTL AB1 or AB2 (CA1 or CA2) failed and ign path still exists at OMS fail, assume L(R) OMS ↓ is PRPLT FAIL

\* If L(R) P<sub>c</sub> failed high during burn, or FA3(4) failed, at L(R) OMS fail, no guidance downmode after L(R) OMS ENG switch OFF (TGO slow, ADI needles in error, 6 ft/s underburn)

OMS FAILURE

### RIGHT OMS



If two FA MDMs lost		
MDMs	Preburn: ENG – OFF	During burn: MAN SHUTDN
1,2	LEFT (TVC)	BOTH
1,3	RIGHT (IGN)	LEFT
1,4	LEFT (IGN)	RIGHT
2,3	LEFT (IGN)	RIGHT
2,4	RIGHT (IGN)	LEFT
3,4	RIGHT (TVC)	BOTH

ASC-5b/A,O,E/I



OMS/RCS ΔV

**OMS/  
RCS ΔV**



### OMS He PRESS/ $\Delta$ V/BURN TIME

OMS% GAGE	OMS He Press	OMS $\Delta$ V	RCS $\Delta$ V	RCS BURN MIN:SEC
86.8	4320	431	355	13:16
85	4250	422	348	12:59
80	4050	396	327	12:11
75	3850	371	305	11:23
70	3650	345	284	10:35
65	3450	319	263	09:47
60	3250	293	242	08:58
55	3050	267	221	08:10
50	2850	241	199	07:22
45	2650	215	178	06:34
40	2450	189	156	05:46
35	2250	162	135	04:58
30	2050	136	113	04:10
25	1850	110	92	03:22
20	1650	83	70	02:34
15	1450	57	48	01:45
10	1250	30	25	00:55
5	1050	3	3	00:06

OMS/  
RCS  $\Delta$ V

<b>OMS-2/AOA <math>\Delta</math>V</b>
<b>ARCS <math>\Delta</math>V fps =</b> $\boxed{0.7} \times [L\% + R\% - \text{AFT QTY } 1]$
<b>FRCS <math>\Delta</math>V fps =</b> $\boxed{0.8} \times \text{FRCS } \%$
<b>OMS <math>\Delta</math>V fps =</b> $\boxed{5.1} \times \text{OMS } \%$

NOTE: Uses assumed vehicle weight of  $\boxed{256,334}$  lb



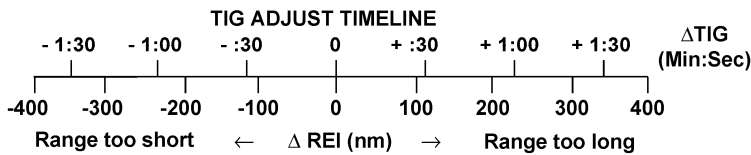
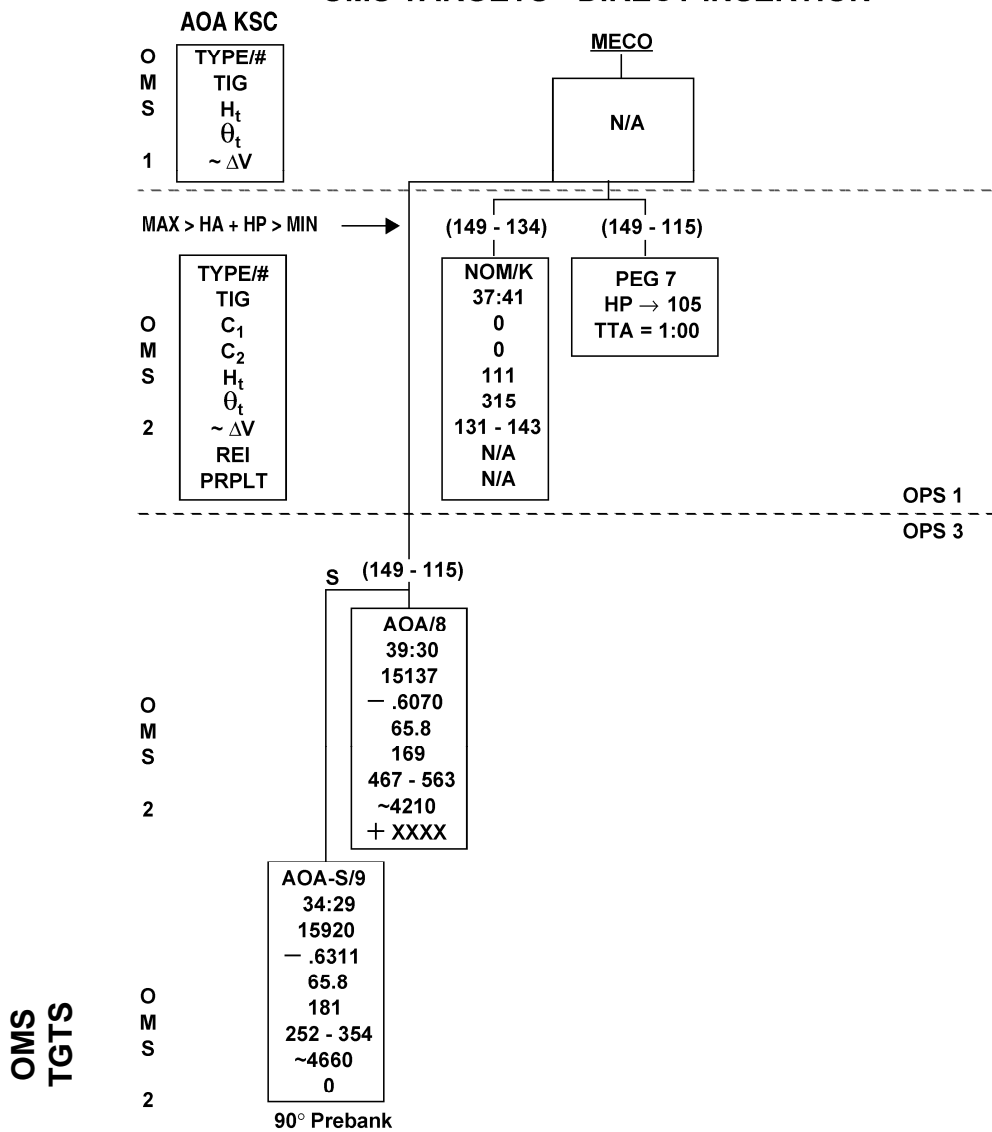


OMS TARGETS, COMM COVERAGE, LAND SITES

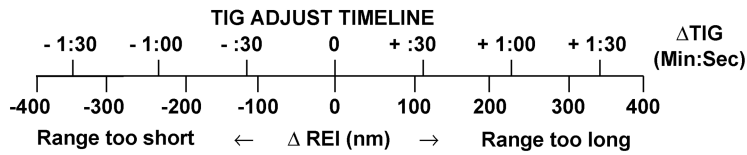
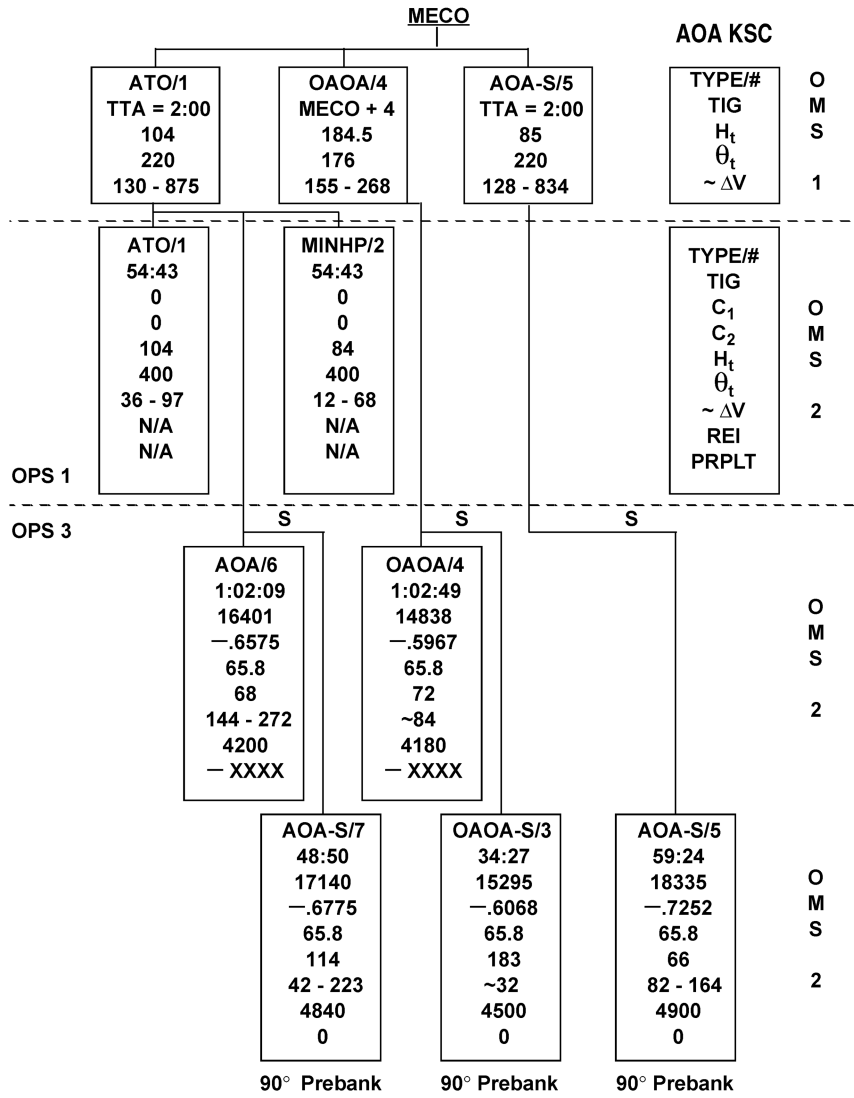
**OMS  
TGTS**



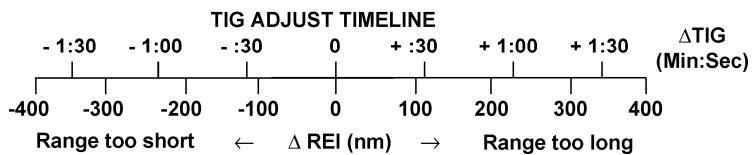
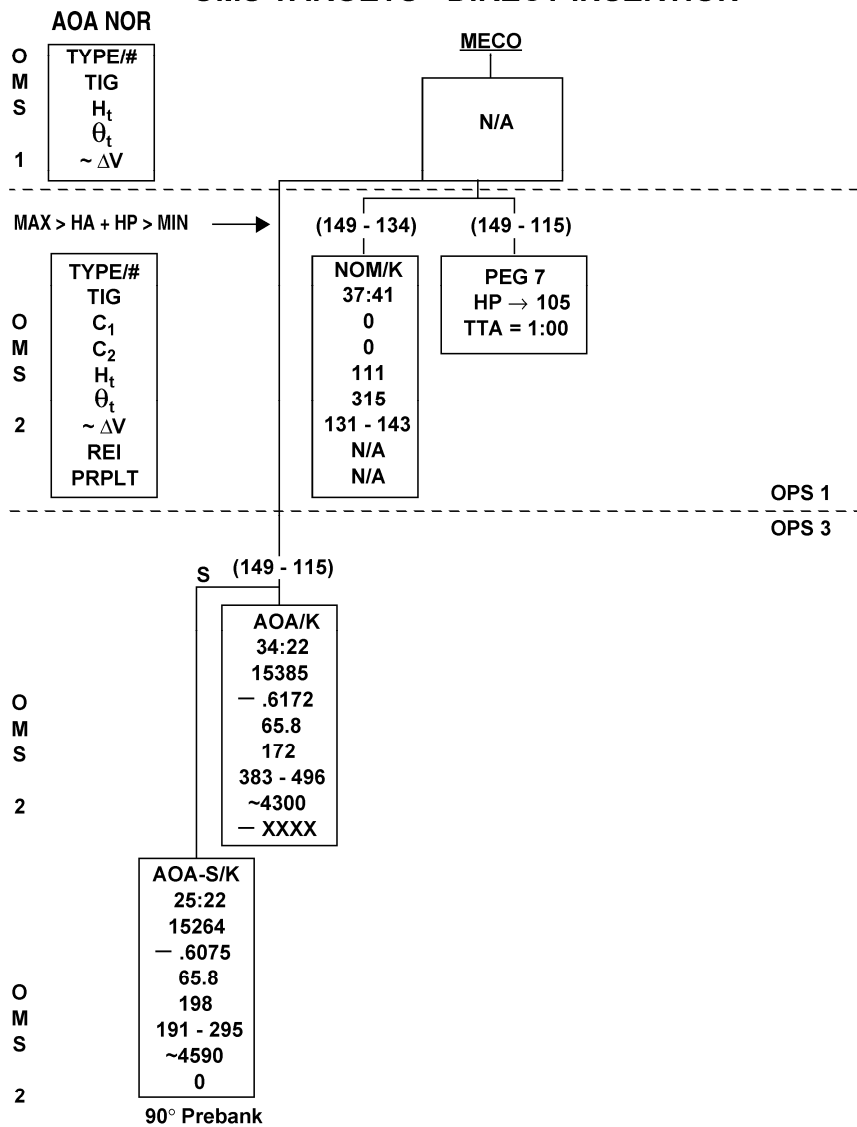
# STS-119 OCFR1 CY OMS TARGETS - DIRECT INSERTION



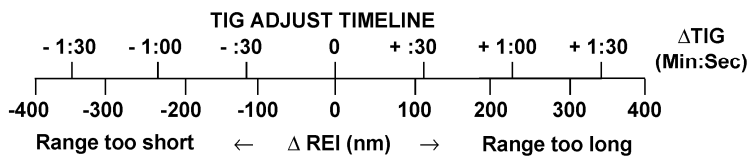
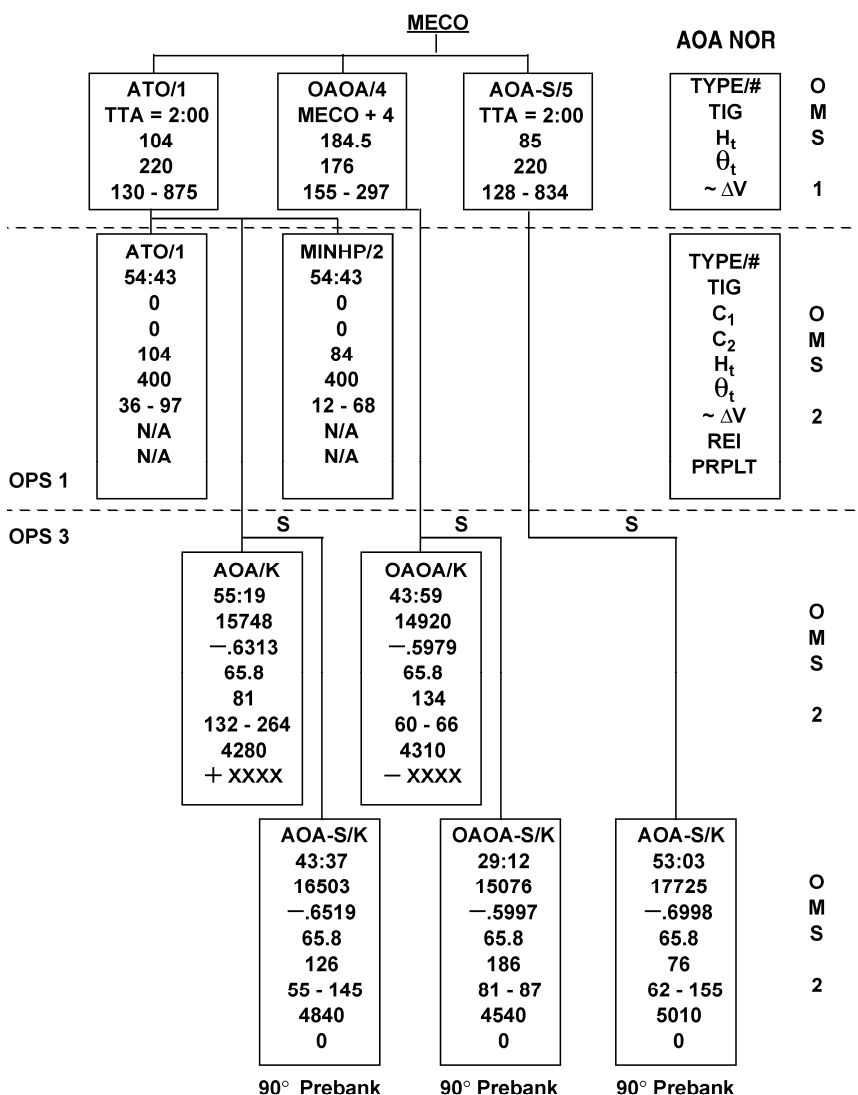
# STS-119 OCFR1 CY OMS TARGETS - W/OMS 1



# STS-119 OCFR1 CY OMS TARGETS - DIRECT INSERTION

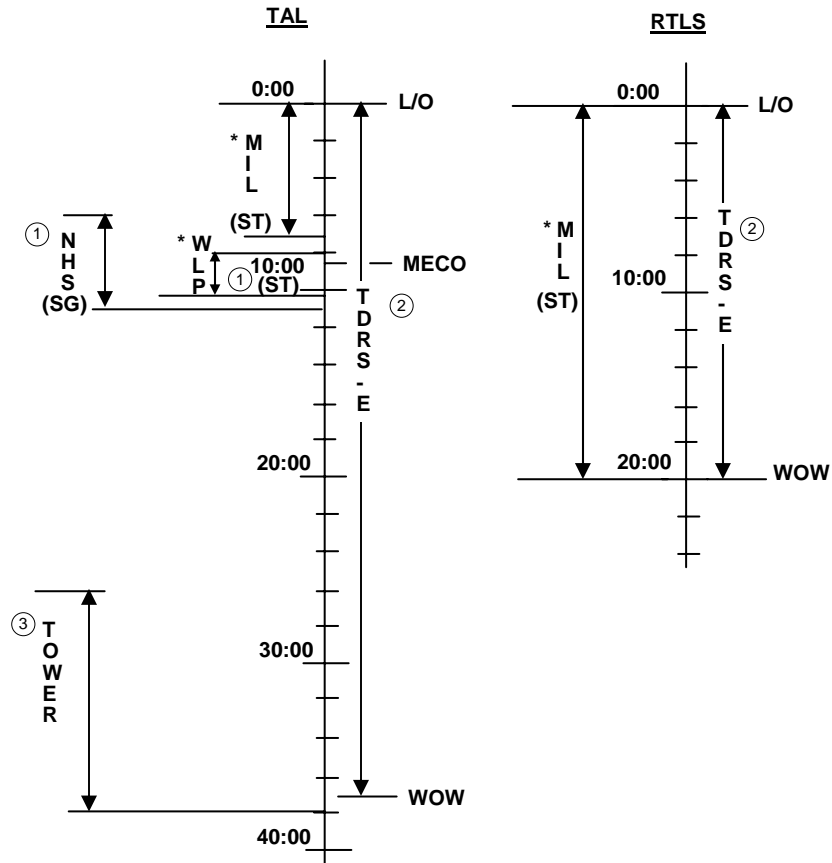


# STS-119 OCFR1 CY OMS TARGETS - W/OMS 1



**COMM  
COVER**

## COMMUNICATION COVERAGE – (TAL/RTLS)



**MODE**

ST – STDN  
SG – SGLS

\*UHF available

**NOTE:** ① NHS/WLP coverage only on high inclinations

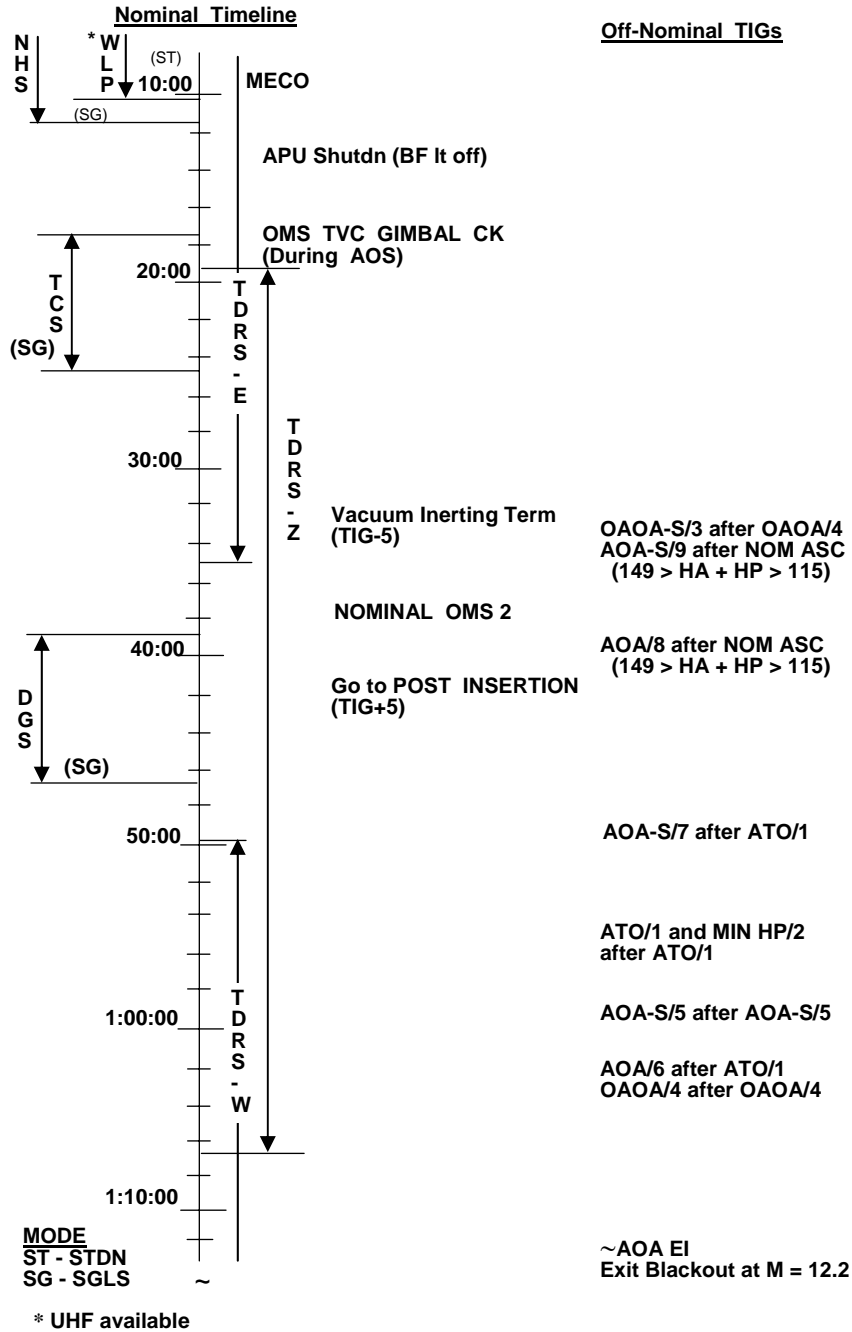
② ET blocks coverage until vehicle upright

③ Tower UHF installed at all TAL sites

**COMM  
COVER**

# COMMUNICATION COVERAGE – (AOA to **KSC**)

LAND  
SITE



**STS-119 LANDING SITE TABLE  
(50° to 63.5° INCLINATION)**

SITE	LOCATION	RWY	TACANS		MLS CH	LG	+ OVR RUN
				ITEM 5			
1	KSC	KSC 15 KSC 33	TTS 59Y	COF 97	8 6	15000 15000	1000 1000
2	BEN GUERIR	BEN 36 BEN 18	MAK 80 ■	CBA 116 ■	- -	13720 13220	0 1000
3	MORON AB	MRN 20 MRN 02	MRN 100	AOG 23	◆6 -	11730 11730	1000 1000
4	ZARAGOZA	ZZA 30L ZZA 12R	ZZA 64	ZAR 77 ■	◆6 -	12200 12200	1000 1010
5	MYRTLE BEACH	MYR 36 MYR 18	ILM 117	FLO 99	- -	9500 9500	1000 1000
6	WILMINGTON	ILM 06 ILM 24	ILM 117	DIW 107 ■	- -	7500 7500	0 0
7	CHERRY POINT	NKT 32L NKT 23R	EWN 83 ■	NCA 101	- -	7110 7100	800 880
8	OCEANA NAS	NTU 32R NTU 23L	NGU 48	ORF 116	- -	7500 11500	0 0
9	WALLOPS	WAL 28 WAL 04	SBY 49	SWL 71	- -	7510 8750	0 0
10	DOVER AFB	DOV 32 DOV 19	SIE 95	CYN 81	- -	12400 9100	0 0
11	ATLANTIC CITY	ACY 31 ACY 13	CYN 81	SIE 95	- -	9500 9500	0 0
12	BEN GUERIR	BEN 36 BEN 18	MAK 80 ■	CBA 116 ■	- -	13720 13220	0 1000
13	*MORON AB	MRN 20 MRN 02	MRN 100	AOG 23	◆6 -	11730 11730	1000 1000
14	*ZARAGOZA	ZZA 30L ZZA 12R	ZZA 64	ZAR 77 ■	◆6 -	12200 12200	1000 1010
15	GABRESKI	FOK 06 FOK 24	HTO 83	GON 45Y ■	- -	8500 8500	1000 1000

◆ Available for TAL Only

\* LO XRNG TAL Site

■ DME

Length after displaced threshold



**STS-119 LANDING SITE TABLE  
(50° to 63.5° INCLINATION)**

S I T E	LOCATION	RWY	TACANS		MLS CH	LG	+ OVR RUN
				ITEM 5			
16	OTIS ANGB	FMH 32 FMH 23	BOS 74	PVD 103	- -	9000 7500	0 0
17	PEASE INT'L	PSM 34 PSM 16	ENE 118	BOS 74	- -	10020 10020	0 0
18	HALIFAX INT'L	YHZ 23 YHZ 32	UAW 38	YHZ 98 ■	- -	8800 7700	0 0
19	STEPHENVILLE	YJT 09 YJT 27	YJT 78	YDF 80 ■	- -	9500 9500	0 0
20	ST JOHNS INT'L	YYT 29 YYT 11	UYT 23	YYT 82 ■	- -	8500 8500	0 0
21	GANDER INT'L	YQX 21 YQX 31	YQX 74	IQX 32 ■	- -	9700 8900	0 0
22	GOOSE BAY	YYR 26 YYR 34	UYR 40	YYR 120 ■	- -	10550 9080	0 0
23	LAJES	LAJ 15 LAJ 33	TRM 109	LAJ 45	- -	10870 10870	970 990
24	BEJA	BEJ 01L BEJ 19R	MOJ 37	BEJ 105	- -	10820 10820	0 900
25	KEFLAVIK	IKF 20 IKF 29	KEF 57	HL 44 ■	- -	9520 9560	0 0
26	SHANNON	INN 06 INN 24	SHA 80 ■	CRK 93 ■	- -	9540 9540	0 0
27	FAIRFORD	FFA 27 FFA 09	FFA 81	BZN 56	- -	9490 9490	990 970
28	KOLN-BONN	KBO 14L KBO 32R	GIX 18	DOR 23Y ■	- -	12020 12020	0 0
29	ISTRES AB	FMI 33 FMI 15	◆FMI 16	NIM 53	◆6 -	11300 12300	3960 0
30	ESENBOGA	ESN 03R ESN 21L	BAG 78 ■	BUK 90 ■	- -	11800 11800	0 0

◆ Available for TAL Only

■ DME

Length after displaced threshold

**STS-119 LANDING SITE TABLE  
(50° to 63.5° INCLINATION)**

S I T E	LOCATION	RWY	TACANS		MLS CH	LG	+ OVR RUN
				ITEM 5			
31	KING KHALID	KKI 15R KKI 33L	RIY 92	KIA 80	- -	13300 13300	0 0
32	DIEGO GARCIA	JDG 31 JDG 13	NKW 57	NKW 57	- -	12000 12000	950 950
33	AMBERLEY TINDAL RAAF	AMB 15 PTN 14	AMB 94 -	- TDL 70	- -	9500 8500	0 0
34	YOKOTA AB	JTY 36 JTY 18	SHT 19	NJA 98	- -	11000 11000	1000 1000
35	ANDERSEN AFB	GUA 06L GUA 24R	UAM 54	UNZ 105	- -	10560 10560	1050 1000
36	WAKE ISLAND	WAK 28 WAK 10	AWK 82	AWK 82	- -	9360 9360	0 0
37	HONOLULU	HNL 08R HNL 26L	HNL 95	NGF 93	- -	11500 11500	0 0
38	ELMENDORF	EDF 24 EDF 06	EDF 81	BGQ 72	- -	9500 9500	0 0
39	HAO ATOLL	HAO 12 HAO 30	HAO 85 ■	HAO 85 ■	- -	10390 10390	0 0
40	EDW TEMP	EDT 22R EDT 04L	EDW 111	LHS 21	8 6	12000 12000	1000 1000
41	ASCENSION	HAW 13 HAW 31	ASI 59	ASI 59	- -	9520 9520	0 0
42	NORTHROP	NOR 17 NOR 23	SNG 121Y	HMN 92	6 6	15000 15000	Lkbd Lkbd
43	NORTHROP	NOR 05 NOR 35	SNG 121Y	HMN 92	- -	15000 15000	Lkbd Lkbd
44	EDWARDS AFB	EDW 15 EDW 18L	EDW 111	LHS 21	- -	16300 15000	Lkbd Lkbd
45	EDWARDS AFB	EDW 22 EDW 04	EDW 111	LHS 21	8/† 6	15010 14010	0 1800

† MSBLS Jr. Ch 8 - Requires Uplink

■ DME  
Length after displaced threshold



WEATHER PADS

8-1

ASC/119/FIN



**WEATHER  
PADS**

**WEATHER  
PADS**

This Page Intentionally Blank

**CONUS TERMINAL FORECASTS RTLS – ORB**

↓ RTLS ACL pg 1-10

DEORB ORBIT	SITE	LDG GMT	SKY	VIS/WX	T/TD (°F)	WIND (MAG)	ALTM	DA	REMARKS
RTLS									
AOA (1)									
AOA (2)									

**UPPER WINDS FORECAST (SFC=MAG, OTHER LEVELS=TRUE)**

FIRST DAY PLS

ALT	RTLS	AOA (1)	AOA (2)	AOA (3)	ORB: _____	DEORB: _____
50K	/	/	/	/		/
38K	/	/	/	/		/
28K	/	/	/	/		/
20K	/	/	/	/		/
12K	/	/	/	/		/
7K	/	/	/	/		/
3K	/	/	/	/		/
1K	/	/	/	/		/
SFC	/	/	/	/		/

TAL ( ) data to ACL FB 2-14

**TAL/CONUS TERMINAL FORECASTS**

DEORB ORBIT	SITE	LDG GMT	SKY	VIS/WX	T/TD (°F)	WIND (MAG)	ALTM	DA	REMARKS
TAL (1)									
TAL (2)									
TAL (3)									

**UPPER WINDS FORECAST (SFC=MAG, OTHER LEVELS=TRUE)**

ALT	TAL (1)	TAL (2)	TAL (3)			
50K	/	/	/			
38K	/	/	/			
28K	/	/	/			
20K	/	/	/			
12K	/	/	/			
7K	/	/	/			
3K	/	/	/			
1K	/	/	/			
SFC	/	/	/			







**BLOCK 1 TRAJECTORY MESSAGE**

DEORB ORB	APPROX TIG	SITE/RWY	OOP TIG WINDOW	
			OPEN	CLOSE
<b><u>MAX RATES (1st STAGE)</u></b>		<b><u>MISCELLANEOUS</u></b>		
<b><u>NOTE:</u> IGNORE ATTITUDE ERRORS DURING LOAD RELIEF</b>		NOTAMS: _____		
ROLL _____°/sec at _____		_____		
PITCH _____°/sec at _____		_____		
YAW _____°/sec		_____		
<b><u>TRAJECTORY LOFTING (2nd STAGE)</u></b>				
LOFTED/DEPRESSED _____ K ft at VI _____ K fps				

This Page Intentionally Blank

## SWITCH LIST FOR HANDOVER INGRESS

FWD	MIDDECK	AFT
L5..... 9-3	ML86B..... 9-11	R12L..... 9-18
L side OVHD	ML85E..... 9-13	R11U..... 9-18
Flood..... 9-3	SORG..... 9-13	R11L..... 9-18
L4..... 9-3	MO13Q..... 9-13	R10..... 9-18
L1..... 9-3	ML31C..... 9-13	R13U..... 9-18
L2..... 9-3	ML26C..... 9-13	R13L..... 9-19
S1..... 9-4	ML18F..... 9-13	
	ML30N..... 9-13	A1U..... 9-19
F1..... 9-4	MA73C..... 9-13	A1L..... 9-19
F2..... 9-4	MO10W..... 9-14	A1R..... 9-20
F6U(HUD)..... 9-4	WCS..... 9-14	AFT MDU..... 9-20
F3..... 9-4	MO30F..... 9-14	A6U..... 9-20
F8U(HUD)..... 9-4	MO32M..... 9-14	A6L..... 9-20
F4..... 9-4	MO39M..... 9-14	A2..... 9-21
F6..... 9-4	MO42F..... 9-14	A7U..... 9-21
F7..... 9-5	MO51F..... 9-15	A7L..... 9-21
F8..... 9-5	MO58F..... 9-15	A4..... 9-21
F9..... 9-5	MO52J..... 9-15	A8U..... 9-22
	MO69M..... 9-15	A8L..... 9-22
R1..... 9-5	MD44F..... 9-15	A3..... 9-22
R2..... 9-5	MIDDECK FLOOR... 9-15	
R4..... 9-6	MO63P..... 9-15	
R6..... 9-6		L9..... 9-23
R side OVHD	MIDDECK EXPERIMENTS	L10L..... 9-23
Flood..... 9-6		L10U..... 9-24
	MIDDECK..... 9-16	L11U..... 9-24
C2..... 9-6		L12UL..... 9-24
C3..... 9-6	AIRLOCK	L12UR..... 9-24
C5..... 9-7		L12LL..... 9-24
S2..... 9-7	AW18A..... 9-17	L12LR..... 9-24
C6..... 9-7	AW18D..... 9-17	L12L..... 9-24
C7..... 9-7	AW18H..... 9-17	R12..... 9-24
	AW82B..... 9-17	A15..... 9-25
O1..... 9-7	AW82D..... 9-17	A14..... 9-25
O2..... 9-7	AW82H..... 9-17	A13..... 9-25
O3..... 9-7	TW58T..... 9-17	A12..... 9-25
O5..... 9-7	A/L IN HATCH..... 9-17	A11..... 9-26
O6..... 9-7	A/L OUT HATCH.... 9-17	
O7..... 9-8	SH HATCH..... 9-17	R14..... 9-26
O8..... 9-8	EXT A/L UPPER	
O9..... 9-8	HATCH..... 9-17	HARDWARE
O13..... 9-9	TNL ADP HATCH.... 9-17	C/W..... 9-27
O14..... 9-9		MEDS CONFIG
O15..... 9-9		FOR INGRESS .... 9-28
O16..... 9-9		
O17..... 9-10		
O19..... 9-10		

SW LIST

NOT FLOWN

9-1

ASC/119/FIN 1

NOTES

- HANDOVER from LCC occurs at SRB Ignition (LCC to MCC Handover)
- INGRESS denotes switch status prior to beginning of PRE-INGRESS SW RECONFIGURATION (at T-3:00 (hold)) if different than HANDOVER
- - - - - - denotes physical break in panel structure
- Radiator flow valve, indicated by \*, is in full radiator flow position and unpowered to allow maximum radiator flow capability if required
- Radiator isolation valve, indicated by \*\*\*\*, is configured in radiator flow and unpowered
- Talkbacks on panels L2, R11, R13, A6, and ML31C indicated by \*\* are bp because cbs on ML86B, A6, and O16 open. Position of valves indicated below:

L2: O2 EMER - CL  
R11L: SPLY H2O DUMP ISOL VLV - CL  
          VLV - CL  
          GALLEY SPLY VLV - CL

R13L: MMU GN2 SPLY ISOL VLV A - CL  
          B - CL

A6L: VEST DEP VLV SYS 1 VENT ISOL - CL  
          VENT - CL  
          2 VENT ISOL - CL  
          VENT - CL

ML31C: WASTE H2O DUMP ISOL VLV - CL  
          VLV - CL  
          VAC VENT ISOL VLV CNTL - CL

- Before turning OI PCMMU PWR switch on C3, indicated by \*\*\*, to OFF, notify LCC so gnd power can be connected; also notify LCC before turning it to 1 after crew ingress
- All unspecified/unlabeled switches – dn (2 position)/ctr (3 position), tb – bp, cb – op, rotaries – full counter clockwise
- PL RETEN PL SEL switch on panel A6U will nominally be 1 for deployable payload missions using only a single PL SEL position but will be MON until PRE-INGRESS SW CONFIG. All other missions will be in MON (Fit Rule A10-281)
- Circuit Breaker snapping color codes:  
{ R } – Red – open all times  
{ G } – Green – open on orbit only  
{ Y } – Yellow – open ascent, closed per procedure  
{ O } – Orange – open orbit thru entry  
{ } – Blank (no ring) – always closed or as required
- STS-119 options affecting switch list:
  - 1) OV103
  - 2) GMTLO
  - 3) Orbit incln = 51.6°
  - 4) Payload: 15A (ITS-S6; SAW and PV Radiator)
  - 5) Crew size of 7 up, 7 down
  - 6) Installed: TK CRYO sets (5), SORG, Ku Ant, GN2 (6), External Airlock (ISS), RMS, OBSS, OIU, VPU, WVS, DTV, ODS
  - 7) Options N/R: RCRS
- Changes are with respect to STS-124 Switch List as published in FIN 1

## FWD FLIGHT DECK SWITCH LIST FOR HANDOVER INGRESS

<p>L5      L COMM PWR – ON <span style="border: 1px solid black; padding: 2px;">OFF</span></p> <hr/> <p>L side OVHD Flood – BRT</p> <hr/> <p>L4:      All cbs – cl { } except:          :B      All cbs – op { Y }          :D      All cbs – cl { O }          :E      All cbs – cl { O }          :F      cb AC1 H2O LOOP PUMP 1 A/2 (three) – op { R } <span style="border: 1px solid black; padding: 2px;">cl</span>          :J      AC3 SIG CONDR (two) – op { Y }          :P      blank cbs (three) – op { R }          :Q      cb AC1 ΦC LTG INST OS – op { Y }                   AC2 ΦC LTG NUMERIC OS – op { Y }                   AC3 LTG (three) – op { Y }</p> <hr/> <p>L1      HUM SEP A      – OFF                   B            – ON                   CAB TEMP sel – COOL                   CNTLR      – OFF                   FAN A        – ON                   B            – OFF                   IMU FAN A,C (two) – OFF                   B            – ON                   H2O PUMP LOOP 1 (two) – OFF,B                   2            – ON                   LOOP BYP MAN (two) – ctr                   MODE (two) – MAN</p>	<p>L1      AV BAY 1,3 FAN A (two) – OFF                   B (two)        – ON                   2 FAN A        – ON                   B            – OFF                   FLOW PROP VLV LOOP (two) – ctr (tb-ICH)                   FREON PUMP LOOP (two) – B                   RAD CNTLR OUT TEMP – NORM                   LOOP (two)      – OFF*                   BYP VLV MAN SEL (two) – ctr (tb-BYP)                   MODE (two)      – MAN                   NH3 CNTLR A      – OFF                   B            – PRI/GPC                   H2O ALT PRESS    – CL                   FLASH EVAP CNTLR PRI A – GPC                   B            – OFF                   SEC (two)        – A SPLY,OFF                   HI LOAD EVAP      – ENA                   TOP EVAP HTR NOZ (two) – A AUTO                   DUCT sel        – A                   HI LOAD DUCT HTR sel – A</p> <hr style="border-top: 1px dashed black;"/> <p>FIRE SUPPR AV BAY (three) – SAFE                   pb (three)      – lt off                   SMOKE DETN lts (ten) – off                   SNSR            – dn                   CKT TEST        – OFF</p> <hr/> <p>L2      CAB RELIEF (two) – ctr (tb-ENA)                   VENT (two)      – ctr (tb-CL)</p>
--	---



## FWD FLIGHT DECK SWITCH LIST FOR HANDOVER INGRESS

F6	ABORT MODE – OFF pb – lt off RCS CMD lts (three) – off RANGE SAFE ARM lt – off AIR DATA – NAV			
F7	MDU PWR (five) – ON BRT sel (five) – as reqd MN ENG STAT lts (six) – off SM ALERT lt – off C/W matrix lts – off <span style="border: 1px solid black; padding: 2px;">all off except HYD PRESS</span>			R1    PL PRI MNB,FC3 (two) – ctr (tb-OFF) AUX – OFF AFT MNB – OFF MNC – OFF INV PWR (three) – ctr (tb-ON) INV/AC BUS (three) – ctr (tb-ON) cb AC CONTR (nine) – op { } AC BUS SNSR (three) – MON
F8	HUD DATA BUS – 4 MDU PWR (two) – ON BRT sel (two) – as reqd LDG GEAR pb (two) – lt off tb (three) – UP HSI SEL MODE – ENTRY SOURCE (two) – NAV,2 FLT CNTLR PWR – ON RAD ALTM – 2 ADI ATT – REF ERR – MED RATE – MED AIR DATA – NAV			R1    (CRYO) O2 MANF VLV (two) – ctr (tb-OP) TK1,2 HTRS A (two) – AUTO B (two) – OFF RESET/TEST (two) – ctr TK3 HTRS (two) – OFF RESET/TEST – ctr FC REAC (three) – ctr tb (six) – OP (three) – ctr RDY tb (three) – gray COOL PUMP ΔP tb (three) – gray H2 MANF VLV (two) – ctr (tb-OP) TK1,2 HTRS A (two) – AUTO B (two) – OFF TK3 HTRS (two) – OFF
F9	AC Volts sel – as reqd DC Volt/Amp sel – VOLTS MNB			
R1	CNTL BUS PWR (three) – dn ESS BUS SOURCE MN (three) – ON FC (three) – ON <span style="border: 1px solid black; padding: 2px;">OFF</span> FC/MN BUS (three) – ctr (tb-ON) MN BUS TIE (three) – ctr (tb-OFF) PL CAB – OFF PRI MNC – ctr (tb-OFF)			R2    MPS PRPLT DUMP (two) – GPC ENG PWR (six) – ON He ISOL (six) – OP <span style="border: 1px solid black; padding: 2px;">GPC</span> PNEU L ENG He XOVR – GPC He ISOL – OP <span style="border: 1px solid black; padding: 2px;">GPC</span> LH2 ULL PRESS – AUTO He I'CNCT (three) – GPC

NOT FLOWN

9-5

ASC/119/FIN 1

## FWD FLIGHT DECK SWITCH LIST FOR HANDOVER INGRESS

R2	APU/HYD RDY tb (three) – bp APU OPER (three) – START/RUN <span style="border: 1px solid black; padding: 2px;">OFF</span> SPEED SEL (three) – NORM HYD MN PUMP PRESS (three) – NORM cb APU FU TK VLV ENA (six) – cl { } <span style="border: 1px solid black; padding: 2px;">op</span> HYD CIRC PUMP (three) – OFF <span style="border: 1px solid black; padding: 2px;">GPC</span> APU CNTLR PWR (three) – ON <span style="border: 1px solid black; padding: 2px;">OFF</span> FUEL TK VLV (three) – OP <span style="border: 1px solid black; padding: 2px;">CL</span> AUTO SHUTDN (three) – ENA BLR CNTLR/HTR (three) – A PWR (three) – ON N2 SPLY (three) – ON <span style="border: 1px solid black; padding: 2px;">OFF</span> ET UMB DR MODE – GPC CTRLINE LAT – GND (tb-bp) L,R DR (two) – OFF (tb-OP) LAT (two) – OFF (tb-REL)	C2	IDP/CRT PWR (three) – ON MAJ FUNC (three) – GNC SEL (two) – as reqd EVENT TIMER MODE – DN CNTL – ctr TIMER SET pb (four) – 0900 TIMER – ctr
<hr/>		<hr/>	
R4	HYD BRAKE HTR (three) – OFF ISOL VLV (three) – GPC (tb-CL) MPS/TVC ISOL VLV (three) – GPC (tb-OP) LG/NWS HYD SYS – AUTO 1/2 LG EXTEND ISOL VLV – GPC (tb-CL) MPS ENG CNTLR HTR (three) – OFF MANF PRESS (two) – GPC FILL/DRAIN (four) – GND H2 PRESS LINE VENT – GND LO2 PREVLV (three) – GPC LH2 PREVLV (three) – GPC FDLN RLF ISOL (two) – GPC	C3	OMS ENG (two) – ARM/PRESS <span style="border: 1px solid black; padding: 2px;">OFF</span> BFC CRT DISP – ON <span style="border: 1px solid black; padding: 2px;">OFF</span> SEL – 3+1 FCS CH (four) – AUTO BDY FLP – AUTO/OFF AIR DATA PROBE STO (two) – INH MN ENG LIMIT SHUTDN – AUTO TRIM R,P,Y (three) – ctr SBTC – full forward DAP – all off SRB SEP – AUTO ET SEP – AUTO AUD CTR – 1 OI PCMMU PWR – 1 <span style="border: 1px solid black; padding: 2px;">OFF***</span> FORMAT – GPC S-BD PM CNTL – CMD ANT sel – GPC AIR DATA PROBE (two) – STOW FC REAC VLV (three) – dn cb FC REAC VLV CL ENA (three) – op { R } UPLK – ENA MSTR MADS PWR – ON C/W MEM – ctr MODE – NORM
R6	R COMM PWR – ON <span style="border: 1px solid black; padding: 2px;">OFF</span> R side OVHD Flood – BRT		

NOT FLOWN

9-6

ASC/119/FIN 1



## FWD FLIGHT DECK SWITCH LIST FOR HANDOVER INGRESS

C3	RTG PUMP (OV103,4 – no SH) – PRI SHORT ENA (two) (OV104 – no SH) – DSBL SHORT (two) (OV104 – no SH) – OFF PL SAFING (four) (OV103 – no SH) – SAFE (five) (OV105 – no SH) – SAFE SH FIRE SUPPR ARM (two) (SH only) – SAFE DISCH (two) (SH only) – NO-OP H2O LN HTRS (SH only) – OFF EMER LTG – OFF/ON	O5	L AUD TACAN ID (two) (OV103,4) – OFF,1 VOX SENS sel – as reqd A/G (two) – T/R A/A – T/R ICOM (two) – T/R PWR – AUD/TONE CNTL sel – NORM XMIT/ICOM MODE sel – as reqd (PTT/VOX recommended) VOL pb (five) – as reqd TACAN pb – 5 PAGE – dn
<hr/>			
C5	DIRECT O2 vlv – CL		
S2	PL SEAT PWR BUS SEL – AC3 (dn) CONTR (two) – ctr		
<hr/>			
C6	LEH O2 vlv (four) – OP		
C7	LEH O2 SPLY vlv (two) – OP		
<hr/>			
O1	COAS – OFF AIR TEMP sel – CAB HX OUT H2O PUMP OUT PRESS sel – LOOP 2 FREON sel – LOOP 1 O2/N2 FLOW sel – SYS 1 O2 PPO2 sel – SNSR A	O6	LTG PNL sel (two) – OFF – (1/4 brt if night launch) INST L/CTR sel – OFF – (1/4 brt if night launch) OVHD sel – as reqd – (1/4 brt if night launch) L GLRSHLD FLOOD sel (two) – VAR, as reqd L SEAT/CTR CNSL FLOOD sel (two) – OFF,BRT S TRK DR CNTL (two) – OFF POS tb (two) – CL PWR (two) – OFF UHF SPLX/EVA XMIT FREQ – 259.7/414.2 PWR AMP – ON SPLX SQUELCH – ON EVA STRING – 1 ENCRYPT – ON MODE – SPLX
<hr/>			
O2	CRYO O2 HTR ASSY TEMP sel – TK1 1 O2/H2 sel – TK1 FC STACK TEMP sel – 1		
<hr/>			
O3	RCS/OMS PRESS sel – RCS He X 10 PRPLT QTY sel – OMS FUEL MSN TIME – MET		
<hr/>			

NOT FLOWN

9-7

ASC/119/FIN 1

## FWD FLIGHT DECK SWITCH LIST FOR HANDOVER INGRESS

O6	ANNUN LAMP TEST – ctr BUS SEL ACA 1 – MNA 2/3 – MNB INTEN sel (two) – BRT,MED MTU – AUTO INT DISP PROC (four) – dn MDM PL1,2 (two) – ON PL3 – OFF FA (four) – ON FF (four) – ON GPC PWR (five) – ON OUTPUT 1,2,3,4 (four) – NORM (tb-gray) 5 – B/U <span style="border: 1px solid black; padding: 2px;">NORM</span> (tb-bp) IPL SOURCE – OFF GPC MODE 1,2,3,4 (four) – RUN (tb-RUN) 5 – RUN <span style="border: 1px solid black; padding: 2px;">STBY</span> (tb-RUN)		O8 RADAR ALTM (two) – ON <span style="border: 1px solid black; padding: 2px;">OFF</span> MLS (three) – OFF MLS CH pb/tw (three) – 6 R SEAT/CTR CNSL FLOOD sel (two) – OFF,BRT LTG PNL R sel (three) – OFF – (1/4 brt if night launch) NUMERIC sel – BRT – (1/4 brt if night launch) R GLRSHLD FLOOD sel (two) – VAR, as reqd OMS KIT He PRESS/VAP ISOL (two) – CL TK ISOL (two) – CL (tb-bp) L OMS He PRESS/VAP ISOL (two) – GPC TK ISOL (two) – GPC (tb-OP) XFEED A – GPC (tb-CL) B – GPC (tb-CL) <span style="border: 1px solid black; padding: 2px;">(tb-OP)</span> R OMS He PRESS/VAP ISOL (two) – GPC TK ISOL (two) – GPC (tb-OP) XFEED (two) – GPC (tb-CL) FWD RCS He PRESS (two) – OP (tb-OP) TK ISOL (two) – GPC (tb-OP) MANF ISOL (five) – GPC (tb-OP) ANNUN LAMP TEST – ctr
O7	TACAN MODE sel (three) (OV103,4) – GPC <span style="border: 1px solid black; padding: 2px;">OFF</span> ANT SEL (three) (OV103,4) – AUTO <span style="border: 1px solid black; padding: 2px;">as is</span> CH pb/tw (three) (OV103,4) – 059Y <span style="border: 1px solid black; padding: 2px;">as is</span> GPS PRE AMPL UPPER (three) (OV105) – ON <span style="border: 1px solid black; padding: 2px;">OFF</span> LOWER (three) (OV105) – ON <span style="border: 1px solid black; padding: 2px;">OFF</span> PWR (three) (OV105) – ON <span style="border: 1px solid black; padding: 2px;">OFF</span> ENCRYPT (three) (OV105) – NORM <span style="border: 1px solid black; padding: 2px;">as is</span> AFT L RCS He PRESS (two) – OP (tb-OP) TK ISOL (three) – GPC (tb-OP) MANF ISOL (five) – GPC (tb-OP) XFEED (two) – GPC (tb-CL) MSTR RCS XFEED – OFF AFT R RCS He PRESS (two) – OP (tb-OP) TK ISOL (three) – GPC (tb-OP) MANF ISOL (five) – GPC (tb-OP) XFEED (two) – GPC (tb-CL)	O9	R AUD PWR – AUD/TONE A/G (two) – T/R A/A – T/R ICOM (two) – T/R VOX SENS sel – as reqd TACAN ID (two) (OV103,4) – OFF, as reqd

NOT FLOWN

9-8

ASC/119/FIN 1

## FWD FLIGHT DECK SWITCH LIST FOR HANDOVER INGRESS

O9 R AUD PAGE - dn  
 VOL pb (five) - as reqd  
 TACAN pb - 5  
 XMIT/ICOM MODE sel - as reqd (PTT/VOX recommended)  
 CNTL sel - NORM

O13: All cbs - cl { } except:  
 :A,C,E cb ESS MN CONTR (three) - cl { } op

O14:A BRAKES MNA - ON  
 RGA 1 - ON  
 IMU 1 - ON  
 FC1 CNTLR - ON  
 :B,C,D,E All cbs - cl { } except:  
 :B cb MNA MNC CONTR - cl { } op  
 :D GPS PRE AMPL UC (OV103) - op {R}  
 LC (OV103) - op {R}  
 1 PRE AMPL (two)(OV104) - op {R}  
 CAB VENT - cl {O}  
 ISOL - cl {O}  
 :E ADTA 1 - cl {G}  
 ACCEL 1 - cl {G}  
 DDU AFT - op {Y}  
 :F MMU 1 - ON  
 RJDA 1A L2/R2 LOGIC - ON  
 DRIVER - ON OFF  
 2A L4/R4 LOGIC - ON  
 DRIVER - ON OFF  
 RJDF 1B F1 LOGIC - ON  
 DRIVER - ON OFF

O14:F L OMS ENG VLV - ON OFF  
 ASA 1 - ON

O15:A BRAKES MNB - ON  
 RGA (two) - ON  
 IMU 2 - ON  
 FC2 CNTLR - ON  
 :B,C,D,E All cbs - cl { } except:  
 :B cb MNB MNA CONTR - cl { } op  
 :C UTIL PWR F1/MO13Q - op {Y}  
 :E ADTA 2 - cl {G}  
 ACCEL 2 - cl {G}  
 DDU R - cl {G}  
 :F MMU 2 - ON  
 RJDA 1B L1/L5/R1 LOGIC - ON  
 L1/R1 DRIVER - ON OFF  
 RJDF 1A F2 LOGIC - ON  
 DRIVER - ON OFF  
 ASA 2 - ON  
 ACCEL 4 - ON

O16:A BRAKES MNC - ON  
 RGA 3 - ON  
 IMU 3 - ON  
 FC3 CNTLR - ON  
 :B,C,D,E All cbs - cl { } except:  
 :B cb MNC MNB CONTR - cl { } op  
 :D GPS PRE AMPL UC (OV103) - cl { }  
 LC (OV103) - cl { }  
 3 PRE AMPL (two)(OV104) - op {R}  
 O2 EMER - op {R}

NOT FLOWN

9-9

ASC/119/FIN 1

## FWD FLIGHT DECK SWITCH LIST FOR HANDOVER INGRESS

O16:E	cb MNC ADTA 3,4 (two)	- cl	{G}
	DDU R	- cl	{G}
	AFT	- op	{Y}
:F	RJDA 2B L3/R3/R5 LOGIC	- ON	
	L3/R3 DRIVER	- ON	<span style="border: 1px solid black; padding: 2px;">OFF</span>
	RJDF 2A F3 LOGIC	- ON	
	DRIVER	- ON	<span style="border: 1px solid black; padding: 2px;">OFF</span>
	RJDF 2B F4/F5 LOGIC	- ON	
	F4 DRIVER	- ON	<span style="border: 1px solid black; padding: 2px;">OFF</span>
	R OMS ENG VLV	- ON	<span style="border: 1px solid black; padding: 2px;">OFF</span>
	ASA 3,4 (two)	- ON	
	ACCEL 3	- ON	
	RJD MANF L5/F5/R5/DRIVER	- OFF	
<hr/>			
O17:A	ATVC (four)	- ON	
:B	EIU (three)	- ON	
:C	SIG CONDR FREON A	- AC2	
	B	- AC3	
	OL 1/2	- ON	
	OR 1/2	- ON	
:D	SIG CONDR OA 1/2/3	- ON	
	MDM OA 1/2/3	- ON	
	MEC (two)	- ON	
<hr/>			
O19	TV PWR	- ON	<span style="border: 1px solid black; padding: 2px;">OFF</span>
	DC UTIL PWR MNA	- ON	
	COAS PWR	- OFF	
<hr/>			

NOT FLOWN

9-10

ASC/119/FIN 1

## MIDDECK SWITCH LIST FOR HANDOVER INGRESS

ML86B:A	cb MNA SPLY H2O TKA INLET	- cl	{ }		
	TKB OUTLET	- cl	{ }		
	WASTE H2O DUMP VLV/NOZ HTR	- op	{ Y }		
	H2O LINE HTR A	- op	{ Y }		
	MNB SPLY H2O TKB INLET	- cl	{ }		
	TKC OUTLET	- cl	{ }		
	DUMP ISOL	- op	{ Y }		
	B SPLY ISOL VLV	- cl	{ }		
	H2O LINE HTR B	- op	{ Y }		
	MNC SPLY H2O TKA OUTLET	- cl	{ }		
	TKC INLET	- cl	{ }		
	DUMP VLV/NOZ HTR	- op	{ Y }		
	XOVR VLV	- cl	{ }		
	GALLEY SPLY	- op	{ Y }		
:B	cb MNA WASTE H2O TK1 VLV	- cl	{ }		
	SPLY H2O TKD OUTLET	- cl	{ }		
	WASTE H2O DUMP ISOL	- op	{ Y }		
	VAC VENT ISOL VLV	- op	{ Y }		
	WCS CNTLR	- op	{ Y }		
	GALLEY OVEN	- op	{ Y }		
	MNB WASTE H2O TK1 DRAIN	- cl	{ }		
	SPLY H2O TKD INLET	- cl	{ }		
	VAC VENT NOZ HTR	- op	{ Y }		
	ISOL VLV	- op	{ Y }		
	WCS CNTLR	- op	{ Y }		
	GALLEY H2O HTR	- op	{ Y }		
:C	cb MNA EXT ARLK HTR LINE ZN1	- op	{ Y }		
	ZN2	- op	{ Y }		
	STRUC	- op	{ Y }		
ML86B:C	cb MNA EXT ARLK HTR VEST	- op	{ Y }		
	MNB EXT ARLK HTR LINE ZN1	- op	{ Y }		
	ZN2	- op	{ Y }		
	H2O S/O VLV	- cl	{ }		
	STRUC	- op	{ Y }		
	VEST	- op	{ Y }		
	MNC EXT ARLK HTR LINE ZN1	- op	{ Y }		
	ZN2	- op	{ Y }		
:D	cb MNA PYRO JETT SYS A KU ANT	- op	{ R }		
	STBD RMS	- op	{ R }		
	MMU GN2 SPLY ISOL VLV A	- op	{ Y }		
	PORT HTR A	- op	{ R }		
	STBD HTR A	- op	{ R }		
	MNB PYRO JETT SYS A PORT RMS	- op	{ R }		
	MMU GN2 SPLY ISOL VLV B	- op	{ R }		
	PORT HTR B	- op	{ R }		
	STBD HTR B	- op	{ R }		
	MNC PYRO JETT SYS B KU ANT	- op	{ R }		
	PORT RMS	- op	{ R }		
	STBD RMS	- op	{ R }		
:E	cb MNA EMU 2 H2O SPLY	- op	{ Y }		
	WASTE	- op	{ Y }		
	FC PCM	- cl	{ }		
	CO2 SYS 1 CNTLR (OV104,5)	- op	{ R }		
	FLOOD TNL ADAPT 2	- op	{ R }		
		- (op { Y } if			
		SH flown)			

NOT FLOWN

9-11

ASC/119/FIN 1

## MIDDECK SWITCH LIST FOR HANDOVER INGRESS

ML86B:E   cb MNB MAR 1   -cl { }  
                           2   -op {Y}  
                   SEAT L -cl { }  
                           R -cl { }  
                   CO2 COM INSTR (OV104,5) -op {R}  
                   FLOOD TNL ADAPT 3 -op {R}  
   -op {Y} if SH flown)  
           MNC EMU 1 H2O SPLY -op {Y}  
                           WASTE -op {Y}  
                   SEAT L       -cl { }  
                           R       -cl { }  
                   CO2 SYS 2 CNTLR (OV104,5) -op {R}  
                   FLOOD TNL ADAPT 4 -op {R}  
   -op {Y} if SH flown)  
 :F   cb MNA FLOODS MIDDECK 1/8 -cl { }  
                           WMC/MO13Q -op {Y}  
                           AIRLK 1   -op {Y}  
                           MIDDECK 9 -op {Y}  
                   CRYO O2 HTR TK3 SNSR 1 -cl { }  
                           TK5 SNSR 1 -cl { }  
   -op {R} if  
   TK5 not flown)  
           MNB FLOODS MIDDECK 2/6 -cl { }  
                           BUNK 2/4   -op {Y}  
                           MIDDECK 10 -op {Y}  
                           AIRLK 3   -op {Y}  
                   CRYO O2 HTR TK3 SNSR 2 -cl { }  
                           TK4 SNSR 1 -cl { }  
   -op {R} if  
   TK4 not flown)

ML86B:F   cb MNC FLOODS MIDDECK 5/7   -cl { }  
   3/4/MO13Q -cl { }  
                           BUNK 1/3   -op {Y}  
                           AIRLK 4   -op {Y}  
                   CRYO O2 HTR TK5 SNSR 2 -cl { }  
   -op {R} if  
   TK5 not flown)  
                           TK4 SNSR 2 -cl { }  
   -op {R} if  
   TK4 not flown)  
 :G   cb ESS 1BC FLOOD AIRLK 2   -op {Y}  
                           TNL ADAPT 1 -op {R}  
   -op {Y} if  
   SH flown)  
                   CRYO CNTLR TK4 (two) -cl { }  
   -op {R} if  
   TK4 not flown)  
                           QTY TK4 (two) -cl { }  
   -op {R} if  
   TK4 not flown)  
                   2CA CRYO CNTLR TK5 (two) -cl { }  
   -op {R} if  
   TK5 not flown)  
                           QTY TK5 (two) -cl { }  
   -op {R} if  
   TK5 not flown)  
                   3AB CRYO CNTLR TK3 (two) -cl { }  
                           QTY TK3 (two) -cl { }

NOT FLOWN

9-12

ASC/119/FIN 1

## MIDDECK SWITCH LIST FOR HANDOVER INGRESS

ML85E	(MUP – if reqd) AC S1 – OFF cb AC CB1 – op { Y } DC 10 AMP MNB S2 – OFF S3 – OFF S4 – OFF S5 – OFF cb DC 10 AMP MNB CB2 – op { Y } CB3 – op { Y } CB4 – op { Y } CB5 – op { Y } PUMPS S6 – OFF cb PUMPS (two) – op { R }		
<hr/>			
SORG	(NOTE: Panel deleted if Galley not flown) OVEN FAN – OFF H2O HOT(COLD) pb (two) – lt off VOL sel – as reqd MV2 – as reqd REHYD STA Lever – CL, latched OVEN/RHS – OFF H2O HTR (two) – OFF AUX PORT – cap installed TEST PORT 4 – cap installed A5J105 ELECT TEST PORT – cap installed OVEN DOOR – CL		
<hr/>			
MO13Q	MIDDECK FLOODS 1,2,3,4,5,6,7,8 (eight) – ON 9,10 (two) – OFF MO13Q LTG – OFF	 	
			MO13Q AIRLK FAN (two) – OFF H2O S/O VLV – ctr (tb-OP) AIRLK 2 – OFF/ON TNL ADAPT 1 – OFF/ON DC UTIL PWR MNB – OFF AC UTIL PWR AC3 – OFF
			<hr/>
		ML31C	WASTE H2O TK1 DRAIN VLV – ctr (tb-OP) VLV – ctr (tb-OP) DUMP ISOL VLV – ctr (tb-bp)** VLV – ctr (tb-bp)** VLV ENA/NOZ HTR – OFF SPLY H2O TKD INLET – ctr (tb-OP) OUTLET – ctr (tb-OP) VAC VENT ISOL VLV BUS SEL – MNA CNTL – ctr (tb-bp)** NOZ HTR – OFF
			<hr/>
		ML26C	SPLY H2O GN2 TKA SPLY vlv – CL TK VENT vlv – VENT
			<hr/>
		ML18F	EMER LTG – ON/OFF WMC FLOOD – OFF
			<hr/>
		ML30N	Neg Press Relief vlv cap (two) – installed/seated
			<hr/>
		MA73C:A,B	MCA LOGIC MNA (four) – ON MNB (six) – ON MNC (four) – ON :C,D All cbs – cl { } :E All cbs – op { Y }

NOT FLOWN

9-13

ASC/119/FIN 2





## MIDDECK SWITCH LIST FOR HANDOVER INGRESS

MO51F (CO2 RMVL SYS (RCRS) – OV104,5)  
 CNTLR lts (four) – off  
 MNA – OFF  
 AC1 – ctr  
 CNTLR 1 MODE – ctr  
 COM INSTR – OFF  
 MNC – OFF  
 AC3 – ctr  
 CNTLR 2 MODE – ctr  
 All cbs (six) (OV104,5) – op { R }

---

MO58F TV PWR – OFF

---

MO52J DC UTIL PWR MNA – ON  
 AC UTIL PWR AC1 – OFF  
 MSTR ALARM pb – lt off

---

MO69M LEH O2 7 vlv – CL (OP if seat 7 flown)  
 8 vlv – CL

---

MD44F CAB TEMP CNTL LINK – PRI ACT (pinned)  
 vlv – FULL COOL (**ccw** by  
 using AUTO TEMP  
 CNTLR 1)  
 SEC ACT – FULL HEAT (**cw** by  
 using AUTO TEMP  
 CNTLR 2)

---

### MIDDECK FLOOR

EMU O2 ISOL VLV – CL  
 CAB PURGE VLV – CL  
 ISOL VLV – CL

---

### MO63P (OV103,4 only)

cb CB2/J2 – op { Y }  
 CB3/J3 – cl { }  
 CB4/J4 – cl { }  
 CB5/J5 – op { Y }  
 CB6/J6 – op { Y }  
 RLY PWR – op { Y }

J2 – OFF  
 J3 – ON  
 J4 – ON  
 J5 – OFF  
 J6 – OFF  
 Left select – 10A  
 Right select – 10A

---

NOT FLOWN

9-15

ASC/119/FIN 1

**MIDDECK EXPERIMENTS SWITCH LIST FOR HANDOVER INGRESS**

MA16F/G (GLACIER)  
cb POWER – cl (It on)  
BATTERY – ON (It on)

---

MF28E (PCDF-PU)  
POWER – ON  
EDR PWR ON It – ON  
POWER ON It – ON  
CONTR FAILURE It – OFF  
NOMINAL PROCESS TEMP It – ON  
STAND ALONE MODE It – ON

---

(IF FLOWN)  
MIDDECK (TEPC)  
SW-1 – OFF

NOT FLOWN

9-16

ASC/119/FIN 1

## AIRLOCK SWITCH LIST FOR HANDOVER INGRESS

AW18A	LTG FLOOD 1,3,4 (three) – OFF 2 – ON/OFF	
AW18D	AIRLK AUD PWR – OFF A/G 1 – T/R A/G 2 – RCV A/A – T/R ICOM (two) – T/R PAGE – dn VOL pb (five) – as reqd CNTL – NORM VOX SENS sel – as reqd MSTR VOL 1 sel – MAX XMIT/ICOM MODE sel – PTT/VOX MSTR VOL 2 sel – MAX	
AW18H	PWR/BATT CHGR EMU BUS SEL (two) – OFF MODE (two) – OFF INPUT – EMU 1	
AW82B	AIRLK DEPRESS vlv – CL cap – installed O2 vlv (two) – CL	
AW82D	EMU H2O (four) – ctr (tb-CL) CCU PWR (two) – OFF	
AW82H	EMU H2O SPLY WASTE reg (two) – REGULATING	
TW58T	(NOTE: Panel deleted if SH not flown) TNL LTG FLOOD 1 – ON/OFF 2,3,4 (three) – OFF ADP PL ISOL VLV – CL cap – installed	

AIRLOCK INNER HATCH
Actuator Handle – LAT
Lock Lever – LOCK
Equal vlv (two) – NORM
cap (two) – installed
AIRLOCK OUTER HATCH (if SH – C HATCH)
Actuator Handle – LAT
Lock Lever – LOCK
Equal vlv (two) – OFF
cap (two) – installed
SH HATCH (D HATCH) (if SH flown)
Actuator Handle – LAT
Lock Lever – LOCK
Equal vlv (two) – OFF
cap (two) – installed
EXT AIRLOCK UPPER HATCH (if EXT A/L flown)
Actuator Handle – LAT
Lock Lever – LOCK
Equal vlv (two) – OFF
cap (two) – installed
TUNNEL ADAPTER HATCH (if flown)
Actuator Handle – LAT
Lock Lever – LOCK
Equal vlv (two) – OFF
cap (two) – installed

## AFT FLIGHT DECK SWITCH LIST FOR HANDOVER INGRESS

R12L	<p><u>NOTE:</u> Panel may be blank if no PL requirement (See 9-23 or 9-24)</p>																																																																												
R11U	<table style="width: 100%; border-collapse: collapse;"> <tr><td style="width: 30%;">FC GPC PURGE SEQ</td><td style="width: 15%;">- dn (tb-bp)</td><td style="width: 55%;"></td></tr> <tr><td>PURGE HTR</td><td>- GPC</td><td></td></tr> <tr><td>VLVS (three)</td><td>- GPC</td><td></td></tr> <tr><td>STARTUP HTR (three)</td><td>- ENA</td><td></td></tr> <tr><td>H2O LINE HTR</td><td>- A AUTO</td><td></td></tr> <tr><td>RELIEF HTR</td><td>- A AUTO</td><td></td></tr> <tr><td>MDU PWR</td><td>- ON</td><td></td></tr> <tr><td>BRT sel</td><td>- as reqd</td><td></td></tr> </table>	FC GPC PURGE SEQ	- dn (tb-bp)		PURGE HTR	- GPC		VLVS (three)	- GPC		STARTUP HTR (three)	- ENA		H2O LINE HTR	- A AUTO		RELIEF HTR	- A AUTO		MDU PWR	- ON		BRT sel	- as reqd																																																					
FC GPC PURGE SEQ	- dn (tb-bp)																																																																												
PURGE HTR	- GPC																																																																												
VLVS (three)	- GPC																																																																												
STARTUP HTR (three)	- ENA																																																																												
H2O LINE HTR	- A AUTO																																																																												
RELIEF HTR	- A AUTO																																																																												
MDU PWR	- ON																																																																												
BRT sel	- as reqd																																																																												
R11L	<table style="width: 100%; border-collapse: collapse;"> <tr><td style="width: 30%;">IDP/CRT4 PWR</td><td style="width: 15%;">- ON</td><td style="width: 55%;"></td></tr> <tr><td>MAJ FUNC</td><td>- SM</td><td></td></tr> <tr><td>ENCRYPTOR</td><td>- NORM</td><td></td></tr> <tr><td>MS AUD CNTL</td><td>- NORM</td><td></td></tr> <tr><td>SPLY H2O TKA INLET</td><td>- ctr (tb-OP)</td><td></td></tr> <tr><td>OUTLET</td><td>- ctr (tb-CL)</td><td></td></tr> <tr><td>TKB INLET</td><td>- ctr (tb-OP)</td><td></td></tr> <tr><td>OUTLET</td><td>- ctr (tb-OP)</td><td></td></tr> <tr><td>TKC INLET</td><td>- ctr (tb-OP)</td><td></td></tr> <tr><td>OUTLET</td><td>- ctr (tb-OP)</td><td></td></tr> <tr><td>DUMP ISOL VLV</td><td>- ctr (tb-bp)**</td><td></td></tr> <tr><td>VLV</td><td>- ctr (tb-bp)**</td><td></td></tr> <tr><td>ENA/NOZ HTR</td><td>- OFF</td><td></td></tr> <tr><td>XOVR VLV</td><td>- ctr (tb-CL)</td><td></td></tr> <tr><td>GALLEY SPLY VLV</td><td>- ctr (tb-bp)**</td><td></td></tr> <tr><td>B SPLY ISOL VLV</td><td>- ctr (tb-OP)</td><td></td></tr> </table>	IDP/CRT4 PWR	- ON		MAJ FUNC	- SM		ENCRYPTOR	- NORM		MS AUD CNTL	- NORM		SPLY H2O TKA INLET	- ctr (tb-OP)		OUTLET	- ctr (tb-CL)		TKB INLET	- ctr (tb-OP)		OUTLET	- ctr (tb-OP)		TKC INLET	- ctr (tb-OP)		OUTLET	- ctr (tb-OP)		DUMP ISOL VLV	- ctr (tb-bp)**		VLV	- ctr (tb-bp)**		ENA/NOZ HTR	- OFF		XOVR VLV	- ctr (tb-CL)		GALLEY SPLY VLV	- ctr (tb-bp)**		B SPLY ISOL VLV	- ctr (tb-OP)																													
IDP/CRT4 PWR	- ON																																																																												
MAJ FUNC	- SM																																																																												
ENCRYPTOR	- NORM																																																																												
MS AUD CNTL	- NORM																																																																												
SPLY H2O TKA INLET	- ctr (tb-OP)																																																																												
OUTLET	- ctr (tb-CL)																																																																												
TKB INLET	- ctr (tb-OP)																																																																												
OUTLET	- ctr (tb-OP)																																																																												
TKC INLET	- ctr (tb-OP)																																																																												
OUTLET	- ctr (tb-OP)																																																																												
DUMP ISOL VLV	- ctr (tb-bp)**																																																																												
VLV	- ctr (tb-bp)**																																																																												
ENA/NOZ HTR	- OFF																																																																												
XOVR VLV	- ctr (tb-CL)																																																																												
GALLEY SPLY VLV	- ctr (tb-bp)**																																																																												
B SPLY ISOL VLV	- ctr (tb-OP)																																																																												
		<table style="width: 100%; border-collapse: collapse;"> <tr><td style="width: 15%; vertical-align: top;">R10</td><td style="width: 45%; vertical-align: top;"> <table style="width: 100%; border-collapse: collapse;"> <tr><td style="width: 30%;">MS AUD PWR</td><td style="width: 15%;"></td><td style="width: 55%;">- AUD/TONE</td></tr> <tr><td>A/G (two)</td><td></td><td>- T/R</td></tr> <tr><td>A/A</td><td></td><td>- T/R</td></tr> <tr><td>ICOM (two)</td><td></td><td>- T/R</td></tr> <tr><td>VOX SENS sel</td><td></td><td>- as reqd</td></tr> <tr><td>PAGE</td><td></td><td>- dn</td></tr> <tr><td>VOL pb (five)</td><td></td><td>- as reqd</td></tr> <tr><td>XMIT/ICOM MODE sel</td><td></td><td>- as reqd (PTT/VOX recommended)</td></tr> <tr><td>LTG PNL sel</td><td></td><td>- OFF</td></tr> <tr><td>FLOOD sel (two)</td><td></td><td>- ON,BRT</td></tr> <tr><td></td><td></td><td>- (OFF,BRT if night launch)</td></tr> <tr><td>BIOMED CH 1 sel</td><td></td><td>- MIDDECK CTR</td></tr> <tr><td>2 sel</td><td></td><td>- MIDDECK R</td></tr> </table> </td><td></td></tr> <tr> <td style="border-top: 1px dashed black;"></td> <td style="border-top: 1px dashed black;"></td> <td style="border-top: 1px dashed black; vertical-align: top;"> <table style="width: 100%; border-collapse: collapse;"> <tr><td style="width: 15%; vertical-align: top;">R13U</td><td style="width: 45%; vertical-align: top;"> <table style="width: 100%; border-collapse: collapse;"> <tr><td style="width: 30%;">C/W TONE VOL (two)</td><td style="width: 15%;"></td><td style="width: 55%;">- as is</td></tr> <tr><td>PARAM STATUS</td><td></td><td>- ctr</td></tr> <tr><td>MEM</td><td></td><td>- ctr</td></tr> <tr><td>LAMP TEST</td><td></td><td>- ctr</td></tr> <tr><td>PARAM SEL pb (three)</td><td></td><td>- 120</td></tr> <tr><td>LIMIT SET VALUE pb (three)</td><td></td><td>- 000</td></tr> <tr><td>LIMIT</td><td></td><td>- LOWER</td></tr> <tr><td>FUNC</td><td></td><td>- ctr</td></tr> <tr><td>PARAM</td><td></td><td>- ctr</td></tr> </table> </td><td></td></tr> </table> </td></tr></table>	R10	<table style="width: 100%; border-collapse: collapse;"> <tr><td style="width: 30%;">MS AUD PWR</td><td style="width: 15%;"></td><td style="width: 55%;">- AUD/TONE</td></tr> <tr><td>A/G (two)</td><td></td><td>- T/R</td></tr> <tr><td>A/A</td><td></td><td>- T/R</td></tr> <tr><td>ICOM (two)</td><td></td><td>- T/R</td></tr> <tr><td>VOX SENS sel</td><td></td><td>- as reqd</td></tr> <tr><td>PAGE</td><td></td><td>- dn</td></tr> <tr><td>VOL pb (five)</td><td></td><td>- as reqd</td></tr> <tr><td>XMIT/ICOM MODE sel</td><td></td><td>- as reqd (PTT/VOX recommended)</td></tr> <tr><td>LTG PNL sel</td><td></td><td>- OFF</td></tr> <tr><td>FLOOD sel (two)</td><td></td><td>- ON,BRT</td></tr> <tr><td></td><td></td><td>- (OFF,BRT if night launch)</td></tr> <tr><td>BIOMED CH 1 sel</td><td></td><td>- MIDDECK CTR</td></tr> <tr><td>2 sel</td><td></td><td>- MIDDECK R</td></tr> </table>	MS AUD PWR		- AUD/TONE	A/G (two)		- T/R	A/A		- T/R	ICOM (two)		- T/R	VOX SENS sel		- as reqd	PAGE		- dn	VOL pb (five)		- as reqd	XMIT/ICOM MODE sel		- as reqd (PTT/VOX recommended)	LTG PNL sel		- OFF	FLOOD sel (two)		- ON,BRT			- (OFF,BRT if night launch)	BIOMED CH 1 sel		- MIDDECK CTR	2 sel		- MIDDECK R				<table style="width: 100%; border-collapse: collapse;"> <tr><td style="width: 15%; vertical-align: top;">R13U</td><td style="width: 45%; vertical-align: top;"> <table style="width: 100%; border-collapse: collapse;"> <tr><td style="width: 30%;">C/W TONE VOL (two)</td><td style="width: 15%;"></td><td style="width: 55%;">- as is</td></tr> <tr><td>PARAM STATUS</td><td></td><td>- ctr</td></tr> <tr><td>MEM</td><td></td><td>- ctr</td></tr> <tr><td>LAMP TEST</td><td></td><td>- ctr</td></tr> <tr><td>PARAM SEL pb (three)</td><td></td><td>- 120</td></tr> <tr><td>LIMIT SET VALUE pb (three)</td><td></td><td>- 000</td></tr> <tr><td>LIMIT</td><td></td><td>- LOWER</td></tr> <tr><td>FUNC</td><td></td><td>- ctr</td></tr> <tr><td>PARAM</td><td></td><td>- ctr</td></tr> </table> </td><td></td></tr> </table>	R13U	<table style="width: 100%; border-collapse: collapse;"> <tr><td style="width: 30%;">C/W TONE VOL (two)</td><td style="width: 15%;"></td><td style="width: 55%;">- as is</td></tr> <tr><td>PARAM STATUS</td><td></td><td>- ctr</td></tr> <tr><td>MEM</td><td></td><td>- ctr</td></tr> <tr><td>LAMP TEST</td><td></td><td>- ctr</td></tr> <tr><td>PARAM SEL pb (three)</td><td></td><td>- 120</td></tr> <tr><td>LIMIT SET VALUE pb (three)</td><td></td><td>- 000</td></tr> <tr><td>LIMIT</td><td></td><td>- LOWER</td></tr> <tr><td>FUNC</td><td></td><td>- ctr</td></tr> <tr><td>PARAM</td><td></td><td>- ctr</td></tr> </table>	C/W TONE VOL (two)		- as is	PARAM STATUS		- ctr	MEM		- ctr	LAMP TEST		- ctr	PARAM SEL pb (three)		- 120	LIMIT SET VALUE pb (three)		- 000	LIMIT		- LOWER	FUNC		- ctr	PARAM		- ctr	
R10	<table style="width: 100%; border-collapse: collapse;"> <tr><td style="width: 30%;">MS AUD PWR</td><td style="width: 15%;"></td><td style="width: 55%;">- AUD/TONE</td></tr> <tr><td>A/G (two)</td><td></td><td>- T/R</td></tr> <tr><td>A/A</td><td></td><td>- T/R</td></tr> <tr><td>ICOM (two)</td><td></td><td>- T/R</td></tr> <tr><td>VOX SENS sel</td><td></td><td>- as reqd</td></tr> <tr><td>PAGE</td><td></td><td>- dn</td></tr> <tr><td>VOL pb (five)</td><td></td><td>- as reqd</td></tr> <tr><td>XMIT/ICOM MODE sel</td><td></td><td>- as reqd (PTT/VOX recommended)</td></tr> <tr><td>LTG PNL sel</td><td></td><td>- OFF</td></tr> <tr><td>FLOOD sel (two)</td><td></td><td>- ON,BRT</td></tr> <tr><td></td><td></td><td>- (OFF,BRT if night launch)</td></tr> <tr><td>BIOMED CH 1 sel</td><td></td><td>- MIDDECK CTR</td></tr> <tr><td>2 sel</td><td></td><td>- MIDDECK R</td></tr> </table>	MS AUD PWR		- AUD/TONE	A/G (two)		- T/R	A/A		- T/R	ICOM (two)		- T/R	VOX SENS sel		- as reqd	PAGE		- dn	VOL pb (five)		- as reqd	XMIT/ICOM MODE sel		- as reqd (PTT/VOX recommended)	LTG PNL sel		- OFF	FLOOD sel (two)		- ON,BRT			- (OFF,BRT if night launch)	BIOMED CH 1 sel		- MIDDECK CTR	2 sel		- MIDDECK R																																					
MS AUD PWR		- AUD/TONE																																																																											
A/G (two)		- T/R																																																																											
A/A		- T/R																																																																											
ICOM (two)		- T/R																																																																											
VOX SENS sel		- as reqd																																																																											
PAGE		- dn																																																																											
VOL pb (five)		- as reqd																																																																											
XMIT/ICOM MODE sel		- as reqd (PTT/VOX recommended)																																																																											
LTG PNL sel		- OFF																																																																											
FLOOD sel (two)		- ON,BRT																																																																											
		- (OFF,BRT if night launch)																																																																											
BIOMED CH 1 sel		- MIDDECK CTR																																																																											
2 sel		- MIDDECK R																																																																											
		<table style="width: 100%; border-collapse: collapse;"> <tr><td style="width: 15%; vertical-align: top;">R13U</td><td style="width: 45%; vertical-align: top;"> <table style="width: 100%; border-collapse: collapse;"> <tr><td style="width: 30%;">C/W TONE VOL (two)</td><td style="width: 15%;"></td><td style="width: 55%;">- as is</td></tr> <tr><td>PARAM STATUS</td><td></td><td>- ctr</td></tr> <tr><td>MEM</td><td></td><td>- ctr</td></tr> <tr><td>LAMP TEST</td><td></td><td>- ctr</td></tr> <tr><td>PARAM SEL pb (three)</td><td></td><td>- 120</td></tr> <tr><td>LIMIT SET VALUE pb (three)</td><td></td><td>- 000</td></tr> <tr><td>LIMIT</td><td></td><td>- LOWER</td></tr> <tr><td>FUNC</td><td></td><td>- ctr</td></tr> <tr><td>PARAM</td><td></td><td>- ctr</td></tr> </table> </td><td></td></tr> </table>	R13U	<table style="width: 100%; border-collapse: collapse;"> <tr><td style="width: 30%;">C/W TONE VOL (two)</td><td style="width: 15%;"></td><td style="width: 55%;">- as is</td></tr> <tr><td>PARAM STATUS</td><td></td><td>- ctr</td></tr> <tr><td>MEM</td><td></td><td>- ctr</td></tr> <tr><td>LAMP TEST</td><td></td><td>- ctr</td></tr> <tr><td>PARAM SEL pb (three)</td><td></td><td>- 120</td></tr> <tr><td>LIMIT SET VALUE pb (three)</td><td></td><td>- 000</td></tr> <tr><td>LIMIT</td><td></td><td>- LOWER</td></tr> <tr><td>FUNC</td><td></td><td>- ctr</td></tr> <tr><td>PARAM</td><td></td><td>- ctr</td></tr> </table>	C/W TONE VOL (two)		- as is	PARAM STATUS		- ctr	MEM		- ctr	LAMP TEST		- ctr	PARAM SEL pb (three)		- 120	LIMIT SET VALUE pb (three)		- 000	LIMIT		- LOWER	FUNC		- ctr	PARAM		- ctr																																														
R13U	<table style="width: 100%; border-collapse: collapse;"> <tr><td style="width: 30%;">C/W TONE VOL (two)</td><td style="width: 15%;"></td><td style="width: 55%;">- as is</td></tr> <tr><td>PARAM STATUS</td><td></td><td>- ctr</td></tr> <tr><td>MEM</td><td></td><td>- ctr</td></tr> <tr><td>LAMP TEST</td><td></td><td>- ctr</td></tr> <tr><td>PARAM SEL pb (three)</td><td></td><td>- 120</td></tr> <tr><td>LIMIT SET VALUE pb (three)</td><td></td><td>- 000</td></tr> <tr><td>LIMIT</td><td></td><td>- LOWER</td></tr> <tr><td>FUNC</td><td></td><td>- ctr</td></tr> <tr><td>PARAM</td><td></td><td>- ctr</td></tr> </table>	C/W TONE VOL (two)		- as is	PARAM STATUS		- ctr	MEM		- ctr	LAMP TEST		- ctr	PARAM SEL pb (three)		- 120	LIMIT SET VALUE pb (three)		- 000	LIMIT		- LOWER	FUNC		- ctr	PARAM		- ctr																																																	
C/W TONE VOL (two)		- as is																																																																											
PARAM STATUS		- ctr																																																																											
MEM		- ctr																																																																											
LAMP TEST		- ctr																																																																											
PARAM SEL pb (three)		- 120																																																																											
LIMIT SET VALUE pb (three)		- 000																																																																											
LIMIT		- LOWER																																																																											
FUNC		- ctr																																																																											
PARAM		- ctr																																																																											

## AFT FLIGHT DECK SWITCH LIST FOR HANDOVER INGRESS

R13L	PL BAY DR SYS (two) – DSBL MECH PWR SYS (two) – OFF DR – STOP (tb-as is) RAD LAT CNTL (two) – OFF (tb-LAT) CNTL (two) – OFF (tb-STO) KU ANT DIRECT STO – OFF ANT – GND (tb-STO) MMU GN2 SPLY ISOL VLV (two) – ctr (tb-bp)**	A1L	S-BD PL CNTL – CMD ANT POLAR – L CIRC XMTR PWR – LO CH SEL INTRG 1,2 tw (six) – 910,910 FREQ SWEEP – OFF MOD – OFF PWR SYS – OFF SEL – PSP PSP CMD OUTPUT – PL UMB PL DATA INTLVR PWR – ON S-BD PM ANT SW ELEC – 1 PRE AMP – 1 PWR AMPL STBY – 1 OPER – 1 MODE sel – STDN HI XPNDR – 1 NSP DATA RATE XMIT – HI RCV – HI UPLK DATA – S-BD CODING XMIT – OFF RCV – ON PWR – 1 ENCRYPTION PWR – ON MODE – SEL SEL – RCV
A1U	SLEW AZM – ctr ELEV – ctr RATE – SLOW SIG STRENGTH sel – S-BD PM KU tb (three) – bp sel (two) – MAN SLEW,dn PWR – OFF MODE – RDR PASSIVE RADAR OUTPUT – HI CNTL – CMD SIG PROC HDR – TV LDR – MMU 1 TAGS – CLEAR		

NOT FLOWN

9-19

ASC/119/FIN 1

## AFT FLIGHT DECK SWITCH LIST FOR HANDOVER INGRESS

A1R	S-BD FM CNTL	- CMD
	ANT	- GPC
	PWR	- 1
	DATA SOURCE sel	- ME
	AUD CTR VOICE RCD SEL CH 1 sel	- ICOM A
	2 sel	- ICOM B
	DOCK RING (seven)	- OFF
	SL (seven)	- OFF
	UHF A/G (two)	- OFF
	A/A	- OFF
	PL BAY OUTLETS ICOM (two)	- OFF
<hr/>		
	AFT MDU MDU PWR	- OFF
	BRT sel	- as reqd
<hr/>		
A6U	DAP	- all off
	SENSE: -Z	
	FLT CNTLR PWR	- OFF
	Unused rotary sw	- full ccw
	ADI ATT	- INRTL
	ERR	- MED
	RATE	- MED
	OS LTG FLOOD sel (two)	- ON,BRT
	PNL sel	- OFF
	INST sel	- OFF
	NUMERIC sel	- OFF
	ANNUN BUS SEL	- OFF
	LAMP TEST	- ctr
	INTEN sel (two)	- VAR,MED
	EVENT TIMER SET pb (four)	- as reqd
	MODE	- UP
	CNTL	- ctr
	TIMER	- ctr

A6U	PL RETEN LOGIC PWR (two)	- OFF
	PL SEL	- MON
	LAT (five)	- OFF (tb-bp)
	RDY tb (five)	- bp
<hr style="border-top: 1px dashed black;"/>		
A6L	(DSP)	
	cb ESS SYS PWR CNTL (two)	- op { Y }
	DEP (four)	- op { Y }
	DOCK LT (four)	- op { Y }
	MN LOG (six)	- op { Y }
	PMA 2/3 GRP 1 HOOKS SYS A (two)	- op { R }
	B (two)	- op { R }
	2 HOOKS SYS A (two)	- op { R }
	B (two)	- op { R }
	SYS PWR (two)	- ctr (tb-OFF)
	PMA 2/3 HOOKS (two)	- ctr (tb-bp)
	PYRO PWR (two)	- OFF
	PSU PWR (two)	- OFF
	VEST DEP VLV (four)	- ctr (tb-bp)**
	LTS (four)	- OFF
<hr style="border-top: 1px dashed black;"/>		
A6L	cb MADS PWR MNB	- cl { }
	MADS RCDR PWR	- PCM/WB ENA
	PB FWD	- CMD
	STRAIN GAGE	- PCM ENA
	WB/ACIP PCM	- CMD
	PCM	- CMD
	RCD MODE	- SAMPLE
	FDM CNTL	- DATA
	MAN CALBR sel	- DC 0
	ACIP HTR	- OFF

NOT FLOWN

9-20

ASC/119/FIN 1

## AFT FLIGHT DECK SWITCH LIST FOR HANDOVER INGRESS

A2	DIGI DIS SEL – EL/AZ X-PNTR SCALE – X10		
A7U	MSTR ALARM pb – lt off PL BAY FLOOD (eight) – OFF PORT RMS LIGHT – OFF CAMR – ELBOW WIRELESS VIDEO (two) – OFF TV CAMR PWR (five) – ctr (tb-OFF) PWR CNTL – CMD CONTR UNIT – OFF DNLK – ENA SYNC – NORM VID IN pb (thirteen) – lt off OUT pb (eight) – lt off CAMR CMD PAN/TILT – LO RATE FOCUS – ctr ZOOM – ctr IRIS – ctr TILT – ctr PAN – ctr MENU pb (three) – lt off MODE pb (three) – lt off		A7L (APDS CNTL PNL) CNTL PNL PWR (three) – OFF HTRS/DCU PWR (three) – OFF APDS PWR (three) – OFF (lt off) STATUS lts (thirty-six) – off PYROS (three) – OFF (lt off) PYRO CIRC PROT OFF lts (two) – off
			A4 MSN TIMER sel – MET

NOT FLOWN

9-21

ASC/119/FIN 2

## AFT FLIGHT DECK SWITCH LIST FOR HANDOVER INGRESS

<p>A8U (This panel may be replaced or deleted if RMS not flown)</p> <ul style="list-style-type: none"> <li>RMS Mode lts (twelve) - off</li> <li>BRAKES - ON (tb-OFF)</li> <li>SAFING - AUTO (tb-bp)</li> <li>MODE sel - TEST</li> <li>AUTO SEQ - ctr</li> <li style="padding-left: 20px;">lts (two) - off</li> <li>S/W STOP tb - gray</li> <li>C/W TONE VOL - as reqd</li> <li style="padding-left: 20px;">lts (eleven) - off</li> <li>MSTR ALARM pb - lt off</li> <li>RATE MIN tb - OFF</li> <li style="padding-left: 20px;">HOLD tb - OFF</li> <li style="padding-left: 20px;">SCALE tb - gray</li> <li>EE MODE - OFF</li> <li style="padding-left: 20px;">MAN CONTR - ctr</li> <li style="padding-left: 20px;">tb (six) - bp</li> <li>B/U JOINT sel - SY</li> <li style="padding-left: 20px;">PL REL - OFF</li> <li style="padding-left: 20px;">DIRECT DR - ctr</li> <li>PARAM sel - PORT TEMP</li> <li>LTG ANNUN/NUM sel (two) - VAR,LO</li> <li style="padding-left: 20px;">PNL/INST sel - OFF</li> <li>JOINT sel - CRIT TEMP</li> <li>SINGLE/DIRECT DR - ctr</li> <li>SHDLR BRACE REL - ctr (tb-bp)</li> </ul> <hr style="border-top: 1px dashed black;"/>	<p>A8L (This panel may be deleted if RMS not flown)</p> <ul style="list-style-type: none"> <li>STBD RMS - OFF (tb-STO)</li> <li style="padding-left: 20px;">- (OFF (tb-bp) if no MPMs present)</li> <li>RETEN LAT - OFF (tb-LAT)</li> <li style="padding-left: 20px;">- (OFF (tb-bp) if no MPMs present)</li> <li>HTR (two) - OFF</li> <li>R-F-L tb (three) - gray</li> <li style="padding-left: 20px;">- (bp if no RMS flown)</li> <li>RMS SEL - OFF</li> <li style="padding-left: 20px;">PWR - OFF</li> <li>PORT RMS - OFF (tb-STO)</li> <li style="padding-left: 20px;">- (OFF (tb-bp) if no MPMs present)</li> <li>RETEN LAT - OFF (tb-LAT)</li> <li style="padding-left: 20px;">- (OFF (tb-bp) if no MRLs present)</li> <li>HTR (two) - OFF</li> <li>R-F-L tb (three) - gray</li> <li style="padding-left: 20px;">- (bp if no RMS flown)</li> <li>RMS RHC RATE - VERN</li> </ul> <hr/> <p>A3</p> <ul style="list-style-type: none"> <li>MON CONTRAST (two) - ctr</li> <li>BRT (two) - ctr</li> <li>COLOR (two) - as reqd</li> <li>TINT (two) - as reqd</li> <li>FUNCTION (two) - ctr</li> <li>PWR (two) - OFF</li> </ul> <hr/>
--	---

NOT FLOWN

9-22

ASC/119/FIN 1



## AFT FLIGHT DECK SWITCH LIST FOR HANDOVER INGRESS

L9 PS FLOOD sel (two) – ON,BRT  
 – (OFF,BRT if night launch)  
 AUD PWR – AUD/TONE  
 A/G (two) – T/R  
 A/A – T/R  
 ICOM (two) – T/R  
 VOX SENS sel – as reqd  
 PAGE – dn  
 VOL pb (five) – as reqd  
 XMIT/ICOM MODE sel – as reqd (PTT/VOX PTT/PTT  
 recommended)

L10L DISPLAY SEL – DATA  
 CHARACTER DISPLAY – OFF  
 INPUT SEL – VIDEO  
 COUNTER SEL – TC  
 AUDIO INPUT – FIX  
 AUDIO REC LEVEL CH-1 – as is  
 CH-2 – as is

---

L10L (MUX)  
 Verify all lts off  
 VTR/CC PWR – 0 (dn)  
 MUX BYPASS – ACT  
 MUX/VTR/CC PWR – 0 (dn)  
 CHANNEL 0 RATE SEL – 1  
 1 RATE SEL – 1  
 2 RATE SEL – 8

L10L (VIP)  
 Verify all lts off  
 PWR – 0 (dn)  
 ATU – REC  
 CCTV VIDEO IN – J3

L10L (VTR)  
 Verify all lts off  
 ON/STANDBY It – off  
 TIMER – OFF  
 AUDIO OUTPUT SEL – CH-1/2  
 PHONE LEVEL – midrange  
 KEY INH – OFF  
 CHARACTER DISPLAY (LCD) – ON (no BLACK BACK)

NOT FLOWN

9-23

ASC/119/FIN 1

## AFT FLIGHT DECK PAYLOADS SWITCH LIST FOR HANDOVER INGRESS

L10U	(AVIU) SYNC/VIDEO – VIDEO HI-Z/75 – HI-Z PWR SEL – HI	L12LR	SSP-2 cb PDIP 2 PWR 1 – op
L11U	(PDIP 2) T-0/OIU/OIU – OIU (ctr) DC PWR 1 CABIN P/L – OFF 2 CABIN P/L – OFF	L12L	(PDIP 1) Ku BAND RATE – OFF DC PWR 1 CABIN P/L – OFF 2 CABIN P/L – OFF
L12UL	SSP-1 cb SW PWR 1 – op PDIP 1 PWR 2/KuBAND RLY – op	R12	(VPU/OPP) VPU PWR – OFF
L12UR	SSP-1 Verify all tbs bp TCS PWR – OFF cb SW PWR 2 – op PDIP 1 PWR 1 – op OIU PWR – OFF	R12	(OPP) cb OBSS SW PWR CB1 – op { Y } OBSS SW PWR – OFF
L12LL	SSP-2 cb PDIP 2 PWR 2 – op C/L CAM PWR – OFF	R12	(OBSS) RSC PWR – OFF ITVC ENA – OFF SPEE PWR – OFF

NOT FLOWN

9-24

ASC/119/FIN 1

## AFT FLIGHT DECK SWITCH LIST FOR HANDOVER INGRESS

A15: (All Veh)  
 PS COMM CCU PWR – OFF ON  
 DC UTIL PWR MNC – OFF  
 AC UTIL PWR AC3 – OFF  
 :A CRYO TK5 HTRS (four) – OFF  
     O2 RESET/TEST – ctr  
     (OV104)  
 :B cb PPCA CONT PWR (two) – op { R }  
 :C PALLET PWR (two) – ctr (tb-OFF)  
     HTRS (two) – OFF  
 :D,E, HTRS (sixteen) – OFF  
     O2 RESET/TEST (four) – ctr  
 :H,I, cb PALLET ESS (sixteen) – op { R }  
     J,K HTR SNSR (eight) – op { R }  
     (OV103,5)  
 :B cb CNTL PWR PTU 1,2 (two) – op { Y }  
 :C PTU MAIN BUS A,B (two) – ctr (tb-OFF)  
     ODS MATE X1, X2 (two) – OFF  
 :D,E OPCU 1,2 CONV (two) – OFF  
     V-ADJ (two) – OFF  
     UP/DOWN (two) – ctr  
     APCU 1,2 CONV (two) – OFF  
     OUTPUT (two) – OFF  
 :F,G All switches (ten) – ctr  
 :H,I, All cbs (twenty-four) – op { R }  
     J,K

---

A14 RCS/OMS HTR FWD RCS – OFF  
 L POD (two) – A OFF, B OFF  
 R POD (two) – A OFF, B OFF  
 OMS KIT – OFF  
 CRSFD LINES (two) – A AUTO,  
   B AUTO

A14 RCS/OMS HTR FWD RCS JET (five) – AUTO  
     AFT RCS JET (five) – AUTO  
 CARGO COOL LP HTRS ORB (three) (OV103,5) – OFF  
     CARGO LN (two) (OV103,5) – OFF  
 PYRO (twelve) – SAFE  
 RMS LAT – SAFE

---

A13 OS AUD MSTR SPKR VOL sel – as reqd  
     SPKR PWR – OFF  
 GPS PRE AMPL (two) (OV103) – MNC  
     (two) (OV104) – ON  
     PWR (OV103,104) – ON OFF  
 GPS/SIGI PWR (OV103) – OFF  
 blank sw (OV104) – dn  
 GPS ENCRYPT (OV103,4) – NORM  
 GPS/SIGI ENCRYPT (OV103) – NORM  
 blank sw (OV104) – dn

---

A12 APU HTR GAS GEN/FUEL PUMP (three) – OFF  
     LUBE OIL LINE (three) – OFF  
     TK/FU LINE/H2O SYS (six) – OFF  
 LG ARM/DN RESET – dn  
 FC3 STRUCT RTN – ctr (tb-ON)  
 HYD HTR RUD SPD BK A – OFF  
     B – AUTO  
     BDY FLP A – AUTO  
     B – OFF  
     ELEV A – AUTO  
     B – OFF  
     AFT FUS A – AUTO  
     B – OFF  
 CIRC PUMP PWR 1 – MNA  
   2 – MNB  
   3 – MNC

NOT FLOWN

9-25

ASC/119/FIN 1

## AFT FLIGHT DECK SWITCH LIST FOR HANDOVER INGRESS

A11 CRYO TK4 HTR (four) - OFF  
O2 RESET/TEST - ctr  
MS COMM CCU PWR - ON OFF  
DC UTIL PWR MNC - ON  
(OV105)  
PALLET HTRS C,D (two) - OFF  
TK10 HTRS (four) - OFF  
O2 RESET/TEST - ctr  
TK11 HTRS (four) - OFF  
O2 RESET/TEST - ctr  
TK12 HTRS (four) - OFF  
O2 RESET/TEST - ctr  
TK13 HTRS (four) - OFF  
O2 RESET/TEST - ctr  
  
(OV104)  
CRYO TK SEL (eight) - ctr  
All cbs (104,5) - op { R }

---

R14: All cbs - cl { } except:  
(OV104,5)  
:B cb MNA PALLET DSC 1A/2B - op { R }  
3A - op { R }  
MNB PALLET DSC 1B - op { R }  
4B - op { R }  
MNC PALLET DSC 2A - op { R }  
3B/4A - op { R }

R14:C cb MNA UHF EVA - op { Y }  
MNB KU ELEC - op { Y }  
ANT HTR - op { Y }  
CABLE HTR - op { R }  
MNC KU SIG PROC - op { Y }  
UHF EVA - op { Y }  
:D All cbs - op { Y } except:  
cb MNC TV CAB - cl { }  
:E MNA D CAMR (three) - op { Y }  
MNB RMS CAMR (three) - op { Y }  
- (op { R } if no  
PORT RMS flown)  
:F ESS 1BC LDG GEAR ARM/DN RESET - op { R }

---

NOT FLOWN

9-26

ASC/119/FIN 1

## HARDWARE CAUTION & WARNING CONFIGURATION

### UPPER LIMIT CHANGE

4	CABIN PRESS
7	OMS TK P OX-L
17	OMS TK P FU-L
37	OMS TK P OX-R
39	MPS He Reg 1A P
47	OMS TK P FU-R
49	MPS He Reg 2A P
55	CAB FAN ΔP
59	MPS He Reg 3A P
65	PPO2 #1
74	CABIN FAN ΔP
75	PPCO2 #2
79	MANF P LH2
85	ARS FAN ΔP
95	CAB TOTAL PRESS
105	H2O LOOP 1 PUMP OUT P
107	FREON LOOP 1 EVAP OUT T
117	FREON LOOP 2 EVAP OUT T

### TO

3.85	V/15.36 psia (OV103)
3.85	V/15.35 psia (OV104)
3.85	V/15.42 psia (OV105)
3.60	V/288 psi (OV103,5)
3.70	V/296 psi (OV104)
3.60	V/288 psi
3.60	V/288 psi
4.00	V/816.3 psia (OV103)
4.10	V/815.5 psia (OV104)
4.10	V/807.0 psia (OV105)
3.60	V/288 psi
4.00	V/810.6 psia (OV103)
4.85	V/0.2" H2O (if SH flown)
3.90	V/806.5 psia (OV105)
2.30	V/2.7 psi (if SH flown)
4.25	V/6.80" H2O
3.80	V/7.6 mmHg (if SH flown)
3.25	V/65 psi
4.85	V/0.2" H2O (if SH flown)
1.55	V/13.8 psi (if SH flown)
2.85	V/85.5 psia (OV104)
4.30	V/115.2 °F
4.30	V/115.2 °F

### LOWER LIMIT CHANGE

4	CABIN PRESS
39	MPS He Reg 1A P
49	MPS He Reg 2A P
59	MPS He Reg 3A P
74	CABIN FAN ΔP
105	H2O LOOP 1 PUMP OUT P
106	FREON FLOW 1
116	FREON FLOW 2

### TO

3.45	V/13.76 psia (OV103)
3.45	V/13.75 psia (OV104)
3.40	V/13.62 psia (OV105)
3.30	V/676 psia (OV103)
3.45	V/677.0 psia (OV105)
3.35	V/679.9 psia (OV103)
3.30	V/682.8 psia (OV105)
2.60	V/4.16" H2O
0.85	V/25.5 psia (OV104)
0.80	V/1186 lb/hr
0.80	V/1186 lb/hr

### INHIBIT

8	APU 1 EGT
14	CAB O2 FLOW 1 (OV105)
18	APU 2 EGT
28	APU 3 EGT
30	CRYO O2 P TK4 (if TK4 not flown)
40	CRYO O2 P TK5 (if TK5 not flown)
55	CAB FAN ΔP (if SH flown)
61	CRYO O2 HTR1 TK4 (if TK4 not flown)
65	PPO2 (if SH flown)
71	CRYO O2 HTR2 TK4 (if TK4 not flown)
75	PPCO2 (if SH flown)
77	OMS PBK OXID TK ULL P
80	CRYO H2 P TK4 (if TK4 not flown)
81	CRYO O2 HTR1 TK5 (if TK5 not flown)
85	ARS FAN ΔP (if SH flown unpowered)
87	OMS PBK FUEL TK ULL P
90	CRYO H2 P TK5 (if TK5 not flown)
95	CAB TOTAL PRESS (if SH flown)

## MEDS CONFIGURATION FOR INGRESS

MDU	View Angle	Port Config	Selected Port	Flight Critical Bus	Display	Edgekey Menu
CRT1	positive	auto	primary	3	DPS	DPS
CRT2	positive	auto	primary	4	DPS	DPS
CRT3	positive	auto	primary	4	DPS	DPS
CRT4	negative	auto	primary	1	DPS	DPS
CDR1	positive	auto	primary	3	OMS/MPS	FLT INST
CDR2	positive	auto	primary	3	A/E PFD	DATA BUS
MFD1	positive	auto	primary	3	HYD/APU	SUBSYS STATUS
MFD2	positive	auto	primary	4	OMS/MPS	SUBSYS STATUS
PLT1	positive	auto	primary	4	A/E PFD	DATA BUS
PLT2	positive	auto	primary	4	HYD/APU	FLT INST
AFD1	negative	auto	n/a	n/a	n/a	n/a

## MEDS RECONFIGURATION FOR PRELAUNCH MDU FAILURES

Failed MDU	New MDU	Selected Port	Flight Critical Bus	Display	Edgekey Menu
CDR1	—	—	—	—	—
CDR2	CDR1	primary	3	A/E PFD	DATA BUS
MFD1	CDR1	secondary	3	HYD/APU	SUBSYS STATUS
MFD2	PLT2	secondary	4	OMS/MPS	FLT INST
PLT1	PLT2	primary	4	A/E PFD	DATA BUS
PLT2	—	—	—	—	—



CUE CARD CONFIG

**CUE CARD  
CONFIG**

FAB USE ONLY

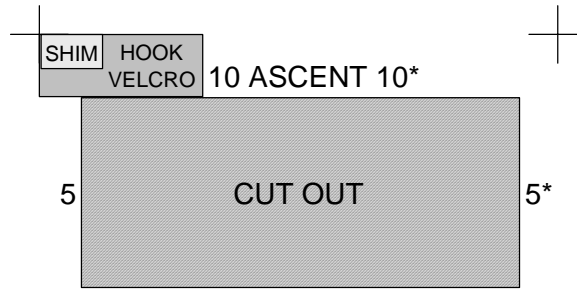
10-1

ASC/119/FIN



CUE CARD  
CONFIG

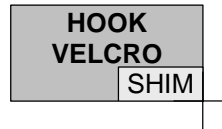
TOP



\*OPS 2/8 values are 5,1,0.2

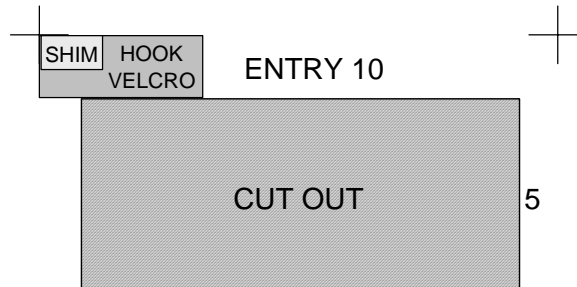
**ADI ERROR/RATE  
SWITCH**

ASC-1a/A,E/H



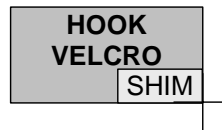
TOP

BACK OF 'ADI ERROR/RATE SWITCH'



R	$\alpha/g$	Y
25	5/1.25	2.5
25	2/1.25	2.5
10	1/0.50	2.5

1  
ASC-1b/A,E/E



FAB USE ONLY

CC 10-2

ASC/119/FIN



TOP

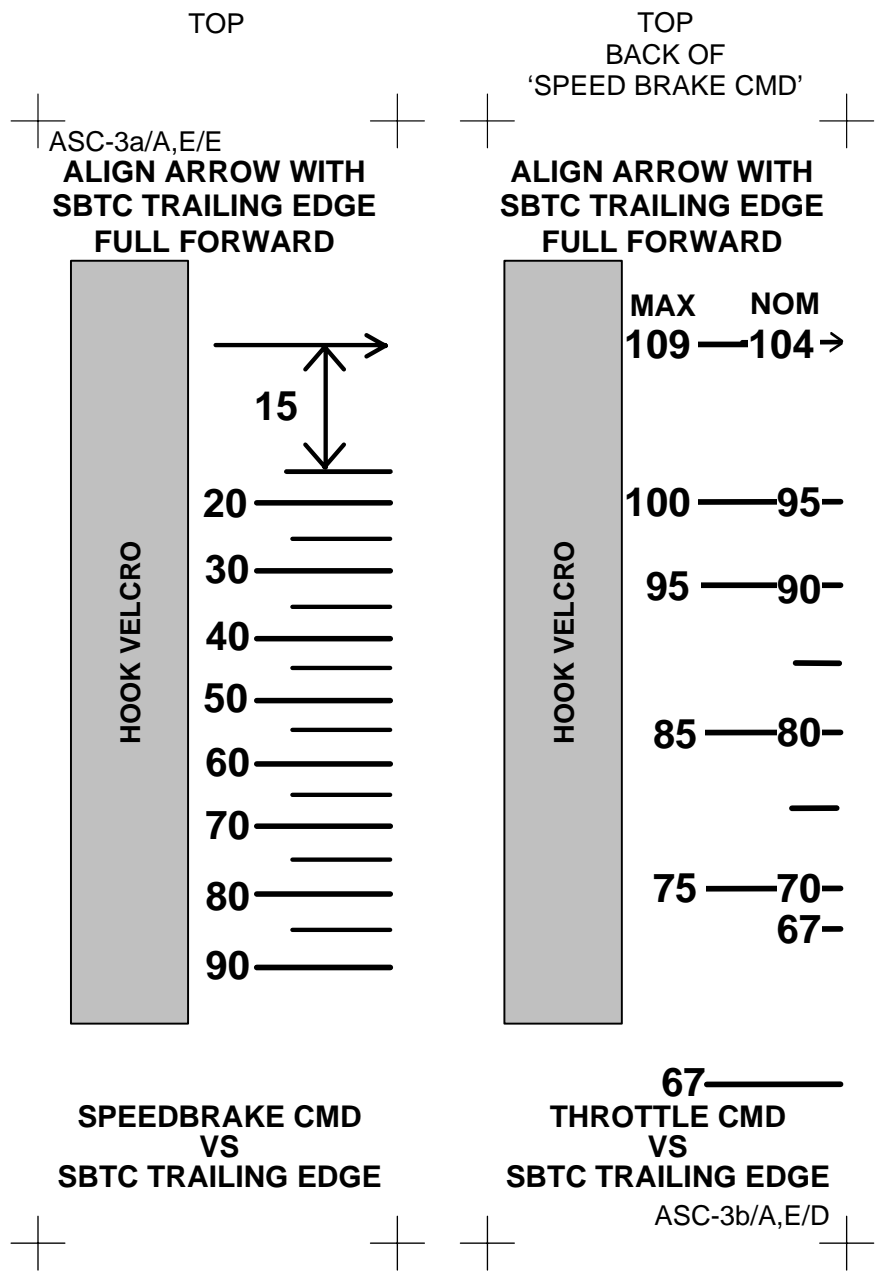
<b>ASCENT/ENTRY SPEC PASS</b>	<b>NO.</b>	<b>ASC-2a/A,E/E BFS</b>	<b>NO.</b>
GPC MEMORY	0	BFS MEMORY	0
IMU ALIGN (301)	21	<u>GNC</u>	
STRK/COAS CNTL (301)	22	HORIZ SIT	50
RCS (OPS 3)	23	OVERRIDE	51
HORIZ SIT	50	GPS STATUS	55
OVERRIDE	51	<u>SM</u>	
ENT CONTROL (OPS 3)	53	PL BAY DOORS	63
GPS STATUS	55		

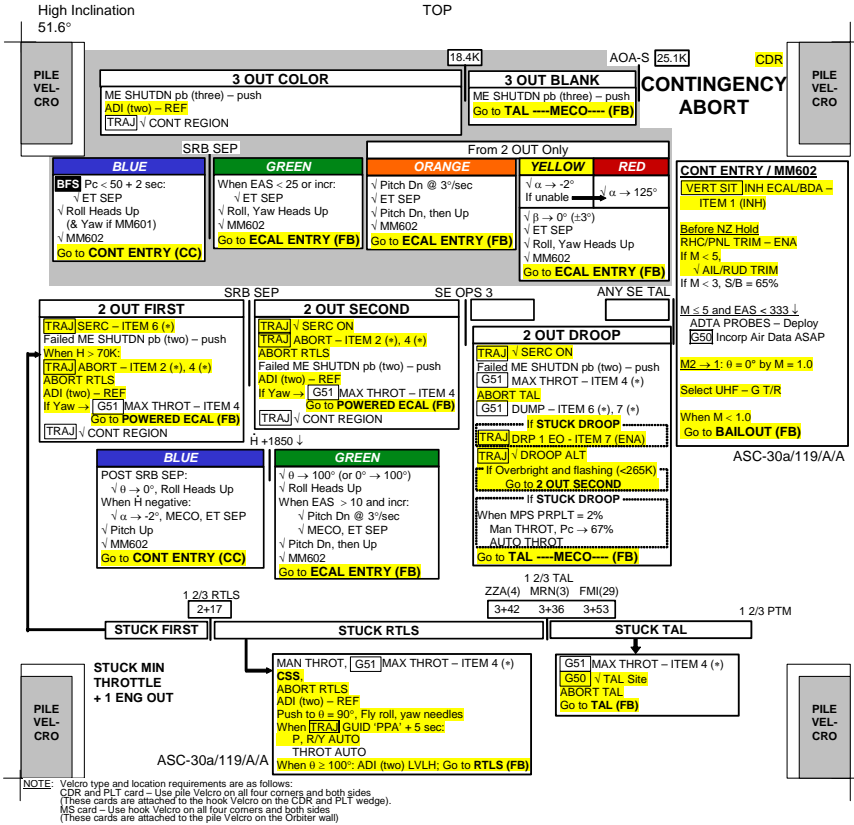
TOP  
BACK OF 'ASCENT/ENTRY SPEC'

HOOK  
VELCRO  
SHIM

HOOK  
VELCRO  
SHIM

ASC-2b/A,E/D

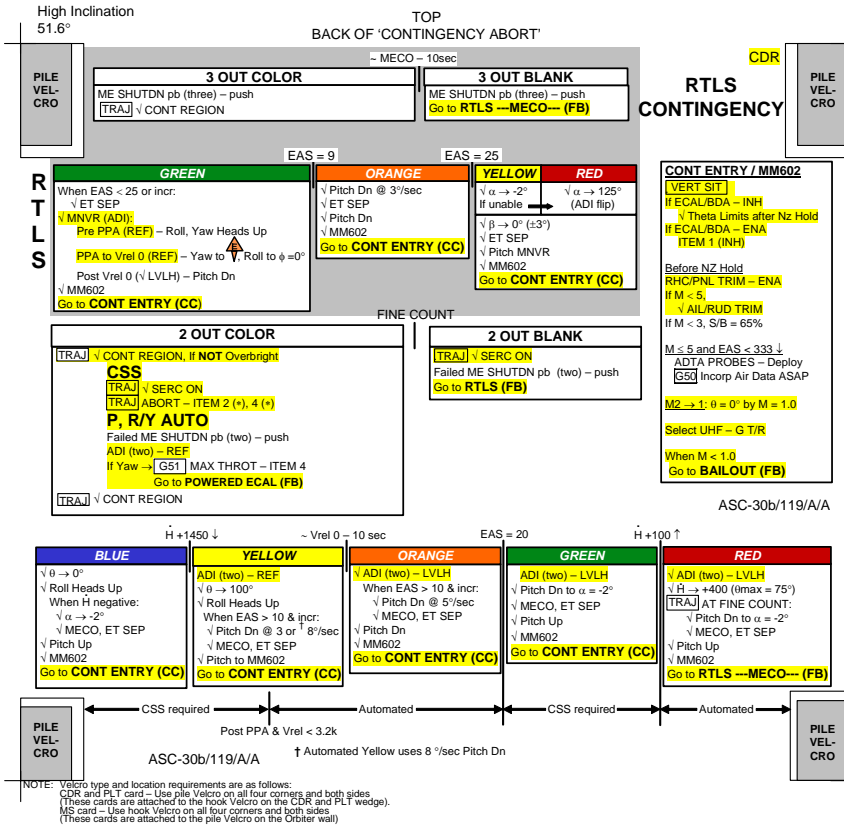




FAB USE ONLY

(reduced copy)  
(A)CC 10-5

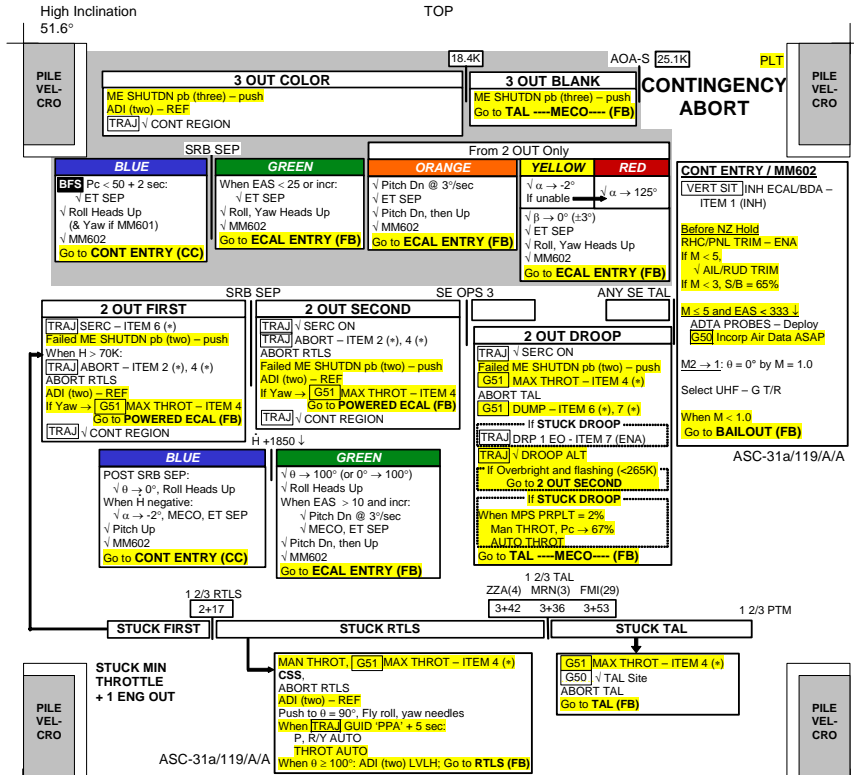
**CDR**  
ASC/119/FIN



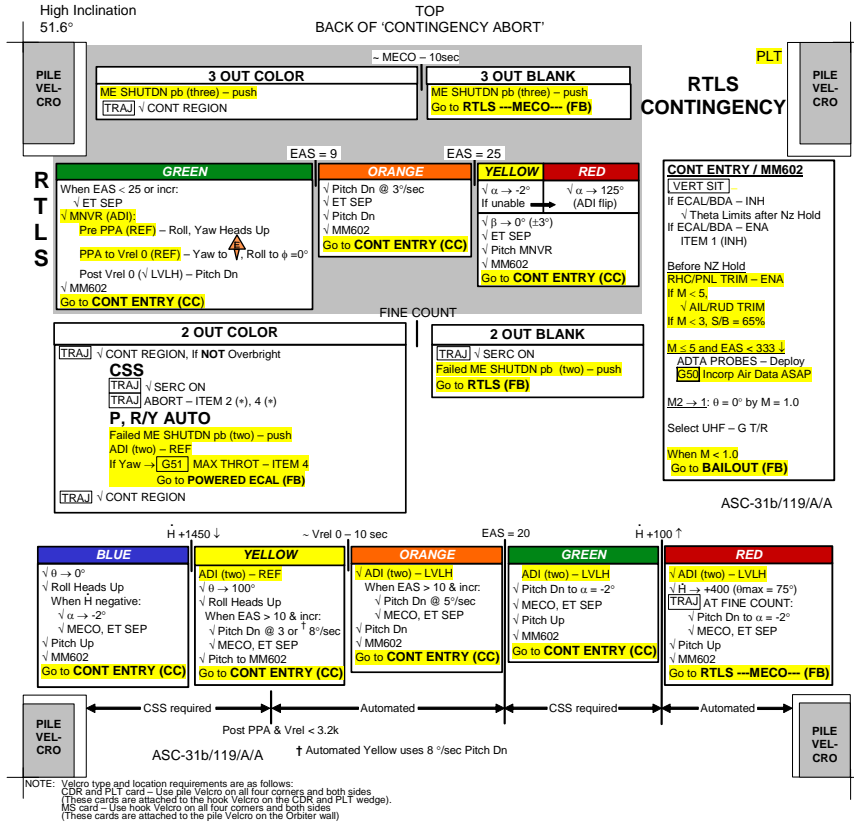
FAB USE ONLY

(reduced copy)  
(A)CC 10-6

**CDR**  
ASC/119/FIN



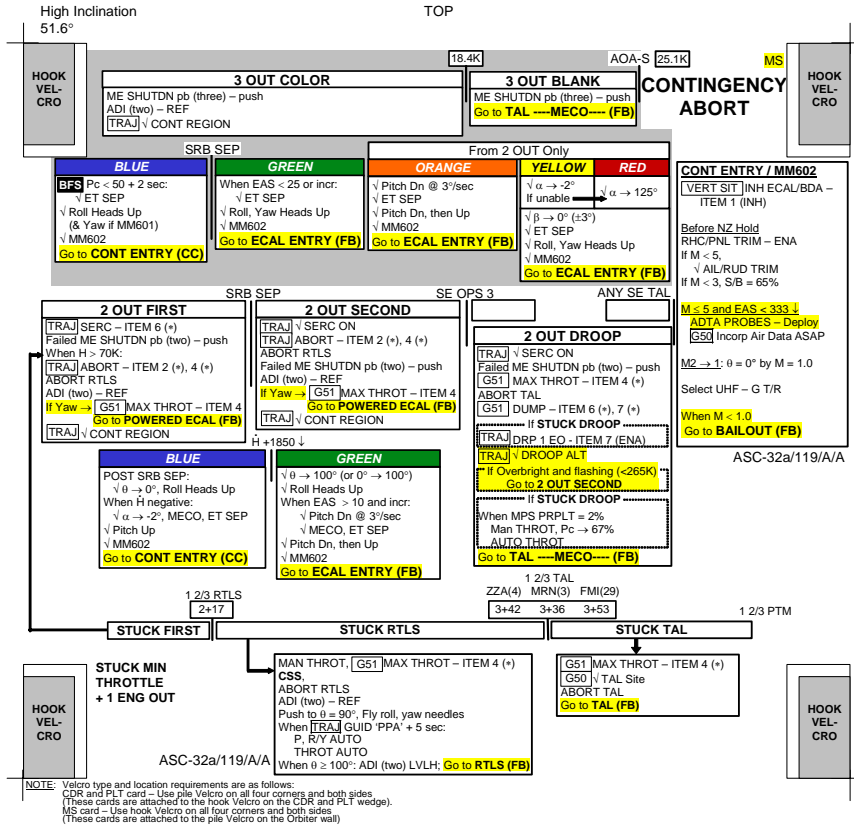
NOTE: Velcro type and location requirements are as follows:  
 CDR and PLT card - Use pile Velcro on all four corners and both sides.  
 (These cards are attached to the hook Velcro on the CDR and PLT wedge).  
 MS card - Use hook Velcro on all four corners and both sides.  
 (These cards are attached to the pile Velcro on the Orbiter wall)



FAB USE ONLY

(reduced copy)  
(B)CC 10-6

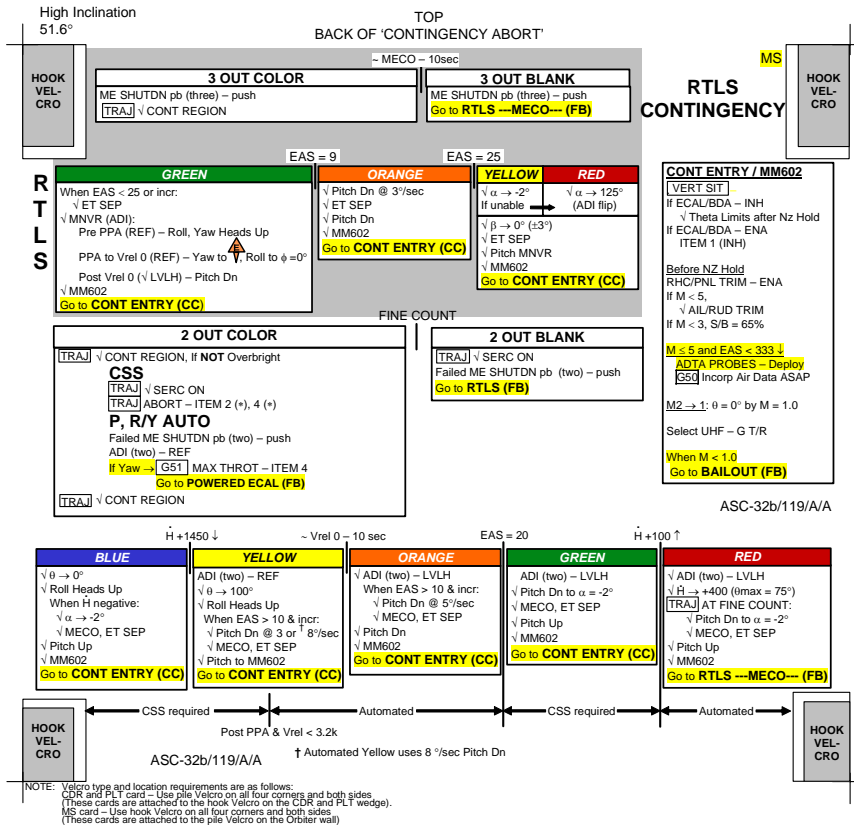
PLT  
ASC/119/FIN



FAB USE ONLY

(reduced copy)  
(C)CC 10-5

**MS**  
ASC/119/FIN



FAB USE ONLY

(reduced copy)  
(C)CC 10-6

MS  
ASC/119/FIN



TOP

<b>HOOK VELCRO</b>		<b>OMS 2 BURN MONITOR</b>	<b>HOOK VELCRO</b>	
<b>OMS TEMP*</b>		L R		
FU IN P ≥		225 220	OMS ENG FAIL	
≤		205 204	OMS PRPLT FAIL	
or No FU IN P				
<b>OMS PC* &amp; OMS ↓</b> (BFS: √accel)				
ENG VLV 1 or 2 < 70		OMS ENG FAIL		
or OX IN P > 227				
OX IN P ≤ 227		OMS PRPLT FAIL		
or No OX IN P				
<b>OMS OX/FU TK P</b> (√ENG IN P)				
OX/FU LOW		He PRESS/VAP ISOL (two) – OP		
		If aff TK P not incr:		
		He PRESS/VAP ISOL (two) – CL		
		At PC < 72 or OMS TEMP or HP > 85:		
		OMS PRPLT FAIL		
OX & FU HIGH		He PRESS/VAP ISOL (two) – CL		
		Cycle He A(B) to maintain TK P 234-284		
<b>OMS He TK P LOW</b>		At He P < 640 or QTY ≤ 41:		
(√OMS/MPS)		If HP < 85: OMS XFEED from good OMS		
		At HP > 85: OMS PRPLT FAIL		
<b>OMS N2 REG P HIGH or LOW</b>		OMS ENG – ARM		
<b>OMS N2 TK P LOW</b>		At N2 TK P < 470: OMS ENG – ARM		
(√OMS/MPS)				
<b>OMS GMBL</b>		PRI fail	L(R) OMS GMBL – SEC	
		SEC fail	If high RCS usage: OMS ENG FAIL	
<b>GPC</b>		1(4) &	aff GPC PWR – OFF	
		Burning OMS aff	If SEC GMBL avail:	
			aff MDM FF 1(4) – OFF, ON	
			L(R) OMS GMBL – SEC	
		SEC GMBL lost	If high RCS usage: OMS ENG FAIL	
		2 FAs lost	√MAN SHUTDN	
<b>I/O ERROR FA</b>		1(4)	L(R) OMS GMBL – SEC	
			♦ I/O RESET (if recov: BFS I/O RESET)	
			If high RCS usage: OMS ENG FAIL	
		2 FAs lost	√MAN SHUTDN	
<b>BCE STRG D</b>		1(4)	I/O RESET (if recov: >>>)	
			If high RCS usage:	
			L(R) OMS GMBL – SEC	
<b>I/O ERROR PCM</b>			OI PCMMU PWR – 2(1)	

\*If XFD, BLDN, or sensor fail, monitor ENG IN P for off-nominal performance

ASC-5a/119/A,O/B

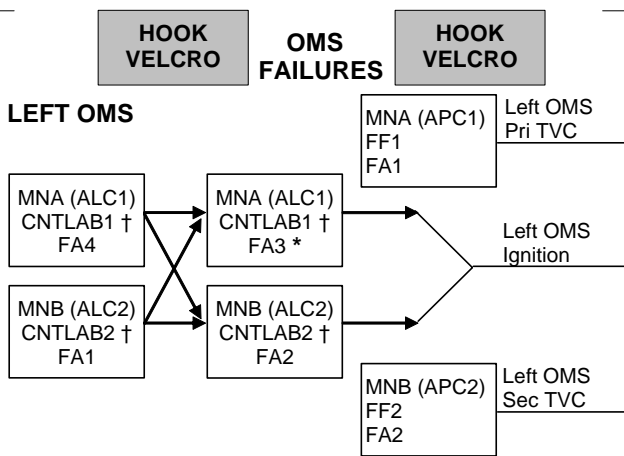
(reduced copy)

FAB USE ONLY

CC 10-7

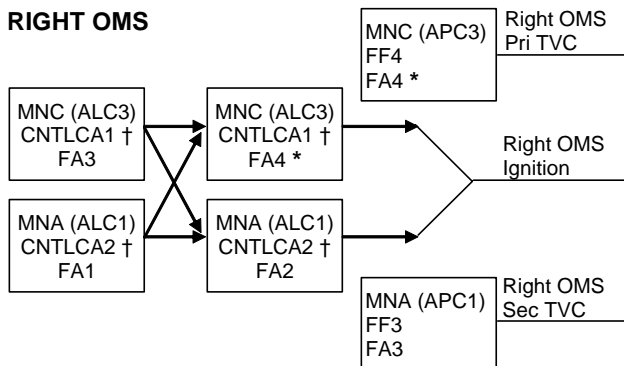
ASC/119/FIN 3

TOP  
BACK OF 'OMS BURN MONITOR'



† If CNTL AB1 or AB2 (CA1 or CA2) failed and ign path still exists at OMS fail, assume L(R) OMS ↓ is PRPLT FAIL

\* If L(R) P<sub>c</sub> failed high during burn, or FA3(4) failed, at L(R) OMS fail, no guidance downmode after L(R) OMS ENG switch OFF (TGO slow, ADI needles in error, 6 ft/s underburn)



If two FA MDMs lost		
MDMs	Preburn: ENG – OFF	During burn: MAN SHUTDN
1,2	LEFT (TVC)	BOTH
1,3	RIGHT (IGN)	LEFT
1,4	LEFT (IGN)	RIGHT
2,3	LEFT (IGN)	RIGHT
2,4	RIGHT (IGN)	LEFT
3,4	RIGHT (TVC)	BOTH

ASC-5b/A,O,E/I

(reduced copy)

FAB USE ONLY

CC 10-8

ASC/119/FIN



TOP  
BACK OF 'OMS2/ORBIT OMS BURNS'

<b>HOOK VELCRO</b>	<b>OPS 1 RCS BURN</b>	<b>HOOK VELCRO</b>
------------------------	---------------------------	------------------------

**AFT RCS**

√RCS BURN CONFIG:  
 OMS TK ISOL (all) – OP      OMS TK  
 L(R) OMS XFEED (two) – OP      switch at  
 R(L) OMS XFEED (two) – CL      1/2 ΔVTOT  
 AFT L,R RCS XFEED (four) – OP (If reqd)  
 TK ISOL (six) – CL

TIG-2    L,R OMS He PRESS/VAP ISOL A – OP  
           ... Wait 2 sec ...  
           L,R OMS He PRESS/VAP ISOL B – OP  
 √MM105  
 CNTLR PWR (two) – ON  
 √BURN ATT (INRTL) then REF, pb – push  
 √RCS SEL  
 DAP: INRTL/DISC  
 :00    + X  
           Maintain PITCH ATT ERR ± 3°  
           Monitor OMS data  
           Monitor ΔVTOT  
 CUTOFF Release THC  
           CNTLR PWR (two) – OFF

**FWD RCS**

**FRCS BURN PREP**  
 Load DUMMY target for FRCS attitude  
 RCS SEL – ITEM 4 EXEC  
 TIG @ TTA = 2:00 or as reqd  
 ΔVX = -2.1 (ITEM 19)  
 ΔVY = 0 (ITEM 20)  
 ΔVZ = +1.0 (ITEM 21)  
 LOAD – ITEM 22 EXEC  
 TIMER – ITEM 23 EXEC  
 TIG-10 Auto Mnv'r to ATT  
 When in attitude:  
 ADI ATT – REF (push)  
 Load External ΔV Burn Target  
 ΔVX = +80  
 ΔVY = 0  
 ΔVZ = 0  
 LOAD – ITEM 22 EXEC  
 TIMER – ITEM 23 EXEC  
 √VGOX = negative  
 √VGOY = 0  
 √VGOZ = +21 ± 2  
 √REF ball -0,0,0

NOTE

Error needles invalid during burn  
 Burn time = ~2X TGO  
 TGT Hp = **85** for ASCENT

-:30    CNTLR PWR (two) – ON  
 DAP: INRTL/DISC  
 :00    -X  
 CUTOFF CUR HP = TGT HP  , release THC  
           CNTLR PWR (two) – OFF

ASC-6b/119/A,O/A

(reduced copy)

FAB USE ONLY

CC 10-10

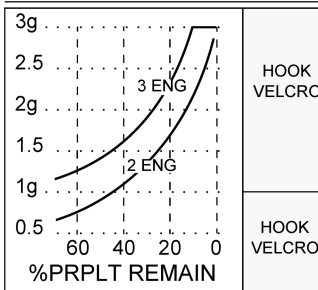
ASC/119/FIN

TOP

TOP  
BACK OF 'ASCENT  
ADI - NOMINAL'

**ASCENT ADI - NOMINAL**

TIME	$\theta$	H	$\dot{H}$	(119 OCFR1 CY)
0:30	68	9K	652	
0:50	61	26K	986	
1:10	53	50K	1424	
1:30	39	83K	1885	
1:50	31	124K	2193	



**-STAGING-**

$V_I$	$\theta$	H	$\dot{H}$	ASC-14b/119/A/A
6	19	216K	1727	
7	16	274	1273	
8	14	309	923	
9	11	332	640	
10	9	345	408	
12	6	356	65	
14	9	355	-145	
16	25	350	-230	
18	23	344	-267	
20	21	339	-218	
22	19	337	-105	
24	17	337	65	
25819	13	345	272	

HOOK VELCRO

**ENTRY ALPHA**

VR	$\alpha$ ref	R	H	Href	Rref
25	HI	40	LO	4362	400
24	HI	40	LO	2592	248 -47 L79
23	43	40	37	2136	240 -64 69
22	43	40	37	1789	234 -83 63
21	43	40	37	1509	227 -106 60
20	43	40	37	1292	220 -123 59
19	43	40	37	1116	214 -146 59
18	43	40	37	971	207 -171 61
17	43	40	37	856	200 -191 62
16	43	40	37	763	193 -203 63

**KSC 15**

MAX L/D	
M	$\alpha$
3	17
2	15
1	12

(119 OCFR1 CY)

ASC-14b/119/A,E/A

HOOK VELCRO

15	43	40	37	686	186	-118	63
14	43	40	37	614	183	-126	R60
13	43	40	37	547	183	-136	56
12	43	40	37	485	177	-151	54
11	43	40	37	427	171	-193	53
10	41	38	35	374	164	-174	50
9	39	36	33	323	158	-208	47
8	37	34	31	273	151	-243	43
7	33	30	27	228	142	-269	L38
6	30	27	24	185	130	-271	38
5	26	23	20	143	117	-272	39
4	22	19	18	105	103	-264	40
3	19	16	15	75	90	-248	R37
2.5	15			61	83	-263	
2	12			50	77	-266	
1.5	10			37	67	-321	
1	8			27	52	-267	

HOOK VELCRO

(reduced copy)

FAB USE ONLY

CC 10-11

ASC/119/FIN



TOP  
HINGED AT BOTTOM OF  
'AOA DEORBIT BURN (2 ENG)'  
HINGE

\* **RCS COMPLETION:** \*

\* If DIRECT INSERTION: \*

\* THC +X to  $\Delta VTOT = 0$  or TOT AFT QTY 1   % \*

\* At AFT QTY 1                      THC +X to FLIP  $\Delta V$  or  
\* if CUR  $\Delta VTOT$ :                      TOT AFT QTY 2   % then  
\*    FRCS COMPLETION \*

\* FLIP   -----  
\*  $\Delta V$     FRCS COMPLETION \*

\* AFT   -----  
\*  $\Delta V$     THC +X to TGT  $\Delta V$  \*

\* TGT   -----  
\*  $\Delta V$     \*

\* If w/OMS 1: \*

\* THC +X to TGT HP or TOT AFT QTY 1   % \*

\* At AFT QTY 1                      THC +X to FLIP HP or  
\* if CUR HP:                              TOT AFT QTY 2   % then  
\*    FRCS COMPLETION \*

\* FLIP   -----  
\* HP    FRCS COMPLETION \*

\* AFT   -----  
\* HP    THC +X to TGT HP \*

\* TGT   -----  
\* HP    \*

\* **FRCS COMPLETION:** \*

\* Mnv to -X Att (pitch up at 3°/sec to VGOz = +1/4  $\Delta VTOT$ ) \*

\* THC -X to  $\Delta VTOT = 0$  or FRCS depletion (JETS FAIL OFF) \*

CUTOFF

+ :02 OMS ENG(s) – OFF (If < 3 IMU, at  :  )  
\* AFT RCS RECONFIG if INTERCONNECT \*

Trim X,Z residuals < 2 fps (< 0.5 fps if shallow)

ASC-8aa/119/A/A

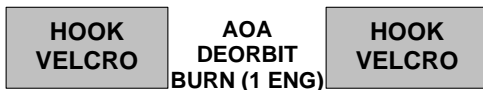
(reduced copy)

FAB USE ONLY

CC 10-13

ASC/119/FIN

TOP  
BACK OF 'AOA DEORBIT BURN (2 ENG)'



- √MM302      √OMS L or R
- √OMS BURN CONFIG (L or R XFEED)
- Enter TGO + 10 sec
- √TRIM: P +0.4, LY +5.2, RY -5.2
- L,R OMS He PRESS/VAP ISOL A (two) – OP
- . . . Wait 2 sec . . .      B (two) – OP
- √DAP – AUTO(PASS)/DISC
- ADI – LVLH(REF)/HI/MED
- FLT CNTLR PWR (two) – ON
- TIG-2      Good OMS ENG – ARM/PRESS
- :15      EXEC
- :15      If OMS AFT QTY < 11%, THC +X to OMS IGN + 1 sec
- :00      Start watch (√P<sub>c</sub>, ΔVTOT, ENG VLVs)

OMS XFEED RETURN at ΔVTOT =     
or   at   %

L,R OMS TK ISOL (four) – OP  
XFEED (four) – CL

- \* **OMS PRPLT FAIL (CONTINUE BURN):** \*
- \*    OMS ENG – OFF \*
- \*    ITEM 18 +0 EXEC \*
- \*    Secure aff OMS \*
- \*    √ADI – LVLH, center needles \*
- \*    Interconnect good OMS to RCS \*
- \*    THC +X (√OMS% vs RCS Burn Time) \*
- \*    AFT RCS RECONFIG \*
- \*    RCS COMPLETION \*
- \* **OMS ENG FAIL (CONTINUE BURN):** \*
- \*    OMS ENG – OFF \*
- \*    √ADI – LVLH, center needles \*
- \*    Interconnect good OMS to RCS \*
- \*    THC +X (√OMS% vs RCS Burn Time) \*
- \*    RCS I'CNCT TK SW \*
- \*    THC +X (√OMS% vs RCS Burn Time) \*
- \*    AFT RCS RECONFIG \*
- \*    RCS COMPLETION \*
- \* **RCS +X JET FAIL OFF:** \*
- \*    ITEM 18 +0 EXEC \*
- \*    G23 Resel jet \*

ASC-8b/A/B

HINGE

(reduced copy)

FAB USE ONLY

CC 10-14

ASC/119/FIN











TOP  
 BACK OF 'AOA DEORBIT BURN (RCS)'



**HOOK  
 VELCRO**

**HOOK  
 VELCRO**



HINGE

ASC-7b/A/B



FAB USE ONLY

(reduced copy)  
 CC 10-18

ASC/119/FIN



TOP  
HINGED AT BOTTOM OF  
BACK OF 'AOA DEORBIT BURN (RCS)'  
HINGE



ASC-7bb/A/B



FAB USE ONLY

(reduced copy)  
CC 10-19

ASC/119/FIN

TOP

PILE  
VELCRO

HOOK  
VELCRO

PILE  
VELCRO

**ZZA TAL REDESIGNATION  
(119 OCFR1 CYC)**

1st E.O. VI		5900	6000	6100	6200	6300	6400	6500	6600
SE OPS 3 ZZA 109	(4)	10900	11000	11000	11000	11100	11100	11100	11100
SE ZZA 104	(4)	17200	17000	16800	16600	16400	16200	16000	15800

1st E.O. VI		6700	6800	6900	7000	7100	7200	7300	7400
SE OPS 3 ZZA 109	(4)	11200	11200	11200	11300	11300	11300	11300	11400
SE ZZA 104	(4)	15600	15400	15200	15100	14900	14700	14600	14400

1st E.O. VI		7500	7600	7700	7800	7900	8000	8100	8200
SE OPS 3 ZZA 109	(4)	11400	11400	11400	11500	11500	11500	11500	11500
SE ZZA 104	(4)	14300	14200	14000	13900	13800	13800	13700	13600

1st E.O. VI		8300	8400	8500	8600	8700	8800	8900	9000
SE OPS 3 ZZA 109	(4)	11600	11600	11600	11600	11600	11600	11700	11700
SE ZZA 104	(4)	13600	13500	13500	13500	13400	13400	13400	13400

1st E.O. VI		9100	9200	9300	9400	9500	9600	9700	9800
SE OPS 3 ZZA 109	(4)	11700	11700	11700	11700	11800	11800	11800	11800
SE ZZA 104	(4)	13400	13400	13400	13400	13400	13500	13500	13500

1st E.O. VI		9900	10000	10100	10200				
SE OPS 3 ZZA 109	(4)	11800	11800	11800	11800				
SE ZZA 104	(4)	13500	13600	13600	13600				

ASC-9a/119/A/A

PILE  
VELCRO

HOOK  
VELCRO

PILE  
VELCRO

(reduced copy)

FAB USE ONLY

CC 10-20

ASC/119/FIN

TOP  
BACK OF 'ZZA TAL REDESIGNATION'

HOOK  
VELCRO

HOOK  
VELCRO

HOOK  
VELCRO

ECAL – ZZA or MRN or FMI PRIME TAL

1st EO VI (KFPS)	5.6	5.8	6.0	6.2	6.4	6.6	6.8
CHERRY POINT (7)		6.7 - 7.0	6.7 - 7.2	6.8 - 7.3	6.8 - 7.4	6.9 - 7.5	6.9 - 7.6
OTIS ANGB (16)		10.3 - 11.1	10.3 - 11.2	10.2 - 11.3	10.2 - 11.5	10.2 - 11.6	10.2 - 11.6

1st EO VI (KFPS)	7.0	7.2	7.4	7.6	7.8	8.0	8.2
CHERRY POINT (7)	7.0 - 7.7	7.2 - 7.8	7.4 - 7.9	7.6 - 7.9	7.8 - 8.0	8.0 - 8.0	
GABRESKI (15)					10.5 - 10.7	10.4 - 10.8	10.3 - 11.0
OTIS ANGB (16)	10.2 - 11.7	10.2 - 11.8	10.2 - 11.9	10.2 - 12.0	10.2 - 12.1	10.2 - 12.1	10.3 - 12.2

1st EO VI (KFPS)	8.4	8.6	8.8	9.0	9.2	9.4	9.6
OCEANA NAS (8)		8.6 - 9.0	8.8 - 9.1	9.0 - 9.2	9.2 - 9.3		
WALLOPS (9)				9.4 - 9.6	9.2 - 9.7	9.4 - 9.8	9.6 - 9.8
GABRESKI (15)	10.3 - 11.1	10.3 - 11.2	10.3 - 11.3	10.4 - 11.3	10.4 - 11.4	10.4 - 11.5	10.4 - 11.5
OTIS ANGB (16)	10.3 - 12.3	10.3 - 12.3	10.3 - 12.4	10.4 - 12.4	10.4 - 12.5	10.5 - 12.6	10.5 - 12.6
PEASE INT'L (17)	11.3 - 11.7	11.3 - 11.9	11.3 - 12.0	11.3 - 12.1	11.3 - 12.2	11.3 - 12.2	11.3 - 12.3

1st EO VI (KFPS)	9.8	10.0	10.2	10.4	10.6	10.8	11.0
WALLOPS (9)	9.8 - 9.9						
GABRESKI (15)	10.4 - 11.6	10.5 - 11.7	10.5 - 11.7	10.5 - 11.8	10.6 - 11.8	10.8 - 11.9	11.0 - 11.9
OTIS ANGB (16)	10.5 - 12.7	10.5 - 12.7	10.6 - 12.8	10.6 - 12.8	10.7 - 12.9	10.8 - 12.9	11.0 - 12.9
PEASE INT'L (17)	11.3 - 12.4	11.4 - 12.5	11.4 - 12.5	11.5 - 12.6	11.5 - 12.6	11.5 - 12.7	11.5 - 12.7

1st EO VI (KFPS)	11.2	11.4	11.6	11.8	12.0	12.2	12.4
GABRESKI (15)	11.2 - 12.0	11.4 - 12.0	11.6 - 12.1	11.8 - 12.2	12.0 - 12.2	12.2 - 12.3	
OTIS ANGB (16)	11.2 - 13.0	11.4 - 13.0	11.6 - 13.1	11.8 - 13.1	12.0 - 13.2	12.2 - 13.2	12.4 - 13.2
PEASE INT'L (17)	11.5 - 12.8	11.5 - 12.8	11.6 - 12.9	11.8 - 12.9	12.0 - 13.0	12.2 - 13.0	12.4 - 13.0

1st EO VI (KFPS)	12.6	12.8	13.0	13.2	13.4	13.6	13.8
OTIS ANGB (16)	12.6 - 13.3	12.8 - 13.3	13.0 - 13.4	13.2 - 13.4	13.4 - 13.4		
PEASE INT'L (17)	12.6 - 13.1	12.8 - 13.1	13.0 - 13.1				

ASC-9b/119/A/A

HOOK  
VELCRO

HOOK  
VELCRO

HOOK  
VELCRO

(reduced copy)

FAB USE ONLY

CC 10-21

ASC/119/FIN

TOP

PILE  
VELCRO

HOOK  
VELCRO

PILE  
VELCRO

**MRN TAL REDESIGNATION  
(119 OCFR1 CYC)**

1st E.O. VI		5800	5900	6000	6100	6200	6300	6400	6500
SE OPS 3 MRN 109	(3)	10800	10900	10900	10900	11000	11000	11000	11100
SE MRN 104	(3)	16800	16700	16500	16300	16100	15900	15800	15600

1st E.O. VI		6600	6700	6800	6900	7000	7100	7200	7300
SE OPS 3 MRN 109	(3)	11100	11100	11200	11200	11200	11300	11300	11300
SE MRN 104	(3)	15400	15300	15100	14900	14800	14700	14500	14400

1st E.O. VI		7400	7500	7600	7700	7800	7900	8000	8100
SE OPS 3 MRN 109	(3)	11400	11400	11400	11400	11500	11500	11500	11500
SE MRN 104	(3)	14300	14100	14000	13900	13900	13800	13700	13600

1st E.O. VI		8200	8300	8400	8500	8600	8700	8800	8900
SE OPS 3 MRN 109	(3)	11600	11600	11600	11600	11600	11600	11700	11700
SE MRN 104	(3)	13600	13500	13500	13500	13400	13400	13400	13400

1st E.O. VI		9000	9100	9200	9300	9400	9500	9600	9700
SE OPS 3 MRN 109	(3)	11700	11700	11700	11700	11700	11800	11800	11800
SE MRN 104	(3)	13400	13400	13400	13400	13400	13400	13400	13400

1st E.O. VI		9800	9900	10000	10100	10200			
SE OPS 3 MRN 109	(3)	11800	11800	11800	11800	11800			
SE MRN 104	(3)	13500	13500	13500	13500	13500			

ASC-10a/119/A/A

PILE  
VELCRO

HOOK  
VELCRO

PILE  
VELCRO

(reduced copy)

FAB USE ONLY

CC 10-22

ASC/119/FIN



TOP  
BACK OF 'MRN TAL REDESIGNATION'

**HOOK  
VELCRO**

**HOOK  
VELCRO**

**HOOK  
VELCRO**

**ECAL – ZZA or MRN or FMI PRIME TAL**

1st EO VI (KFPS)	<b>5.6</b>	<b>5.8</b>	<b>6.0</b>	<b>6.2</b>	<b>6.4</b>	<b>6.6</b>	<b>6.8</b>
CHERRY POINT (7)		6.7 - 7.0	6.7 - 7.2	6.8 - 7.3	6.8 - 7.4	6.9 - 7.5	6.9 - 7.6
OTIS ANGB (16)		10.3 - 11.1	10.3 - 11.2	10.2 - 11.3	10.2 - 11.5	10.2 - 11.6	10.2 - 11.6

1st EO VI (KFPS)	<b>7.0</b>	<b>7.2</b>	<b>7.4</b>	<b>7.6</b>	<b>7.8</b>	<b>8.0</b>	<b>8.2</b>
CHERRY POINT (7)	7.0 - 7.7	7.2 - 7.8	7.4 - 7.9	7.6 - 7.9	7.8 - 8.0	8.0 - 8.0	
GABRESKI (15)					10.5 - 10.7	10.4 - 10.8	10.3 - 11.0
OTIS ANGB (16)	10.2 - 11.7	10.2 - 11.8	10.2 - 11.9	10.2 - 12.0	10.2 - 12.1	10.2 - 12.1	10.3 - 12.2

1st EO VI (KFPS)	<b>8.4</b>	<b>8.6</b>	<b>8.8</b>	<b>9.0</b>	<b>9.2</b>	<b>9.4</b>	<b>9.6</b>
OCEANA NAS (8)		8.6 - 9.0	8.8 - 9.1	9.0 - 9.2	9.2 - 9.3		
WALLOPS (9)				9.4 - 9.6	9.2 - 9.7	9.4 - 9.8	9.6 - 9.8
GABRESKI (15)	10.3 - 11.1	10.3 - 11.2	10.3 - 11.3	10.4 - 11.3	10.4 - 11.4	10.4 - 11.5	10.4 - 11.5
OTIS ANGB (16)	10.3 - 12.3	10.3 - 12.3	10.3 - 12.4	10.4 - 12.4	10.4 - 12.5	10.5 - 12.6	10.5 - 12.6
PEASE INT'L (17)	11.3 - 11.7	11.3 - 11.9	11.3 - 12.0	11.3 - 12.1	11.3 - 12.2	11.3 - 12.2	11.3 - 12.3

1st EO VI (KFPS)	<b>9.8</b>	<b>10.0</b>	<b>10.2</b>	<b>10.4</b>	<b>10.6</b>	<b>10.8</b>	<b>11.0</b>
WALLOPS (9)	9.8 - 9.9						
GABRESKI (15)	10.4 - 11.6	10.5 - 11.7	10.5 - 11.7	10.5 - 11.8	10.6 - 11.8	10.8 - 11.9	11.0 - 11.9
OTIS ANGB (16)	10.5 - 12.7	10.5 - 12.7	10.6 - 12.8	10.6 - 12.8	10.7 - 12.9	10.8 - 12.9	11.0 - 12.9
PEASE INT'L (17)	11.3 - 12.4	11.4 - 12.5	11.4 - 12.5	11.5 - 12.6	11.5 - 12.6	11.5 - 12.7	11.5 - 12.7

1st EO VI (KFPS)	<b>11.2</b>	<b>11.4</b>	<b>11.6</b>	<b>11.8</b>	<b>12.0</b>	<b>12.2</b>	<b>12.4</b>
GABRESKI (15)	11.2 - 12.0	11.4 - 12.0	11.6 - 12.1	11.8 - 12.2	12.0 - 12.2	12.2 - 12.3	
OTIS ANGB (16)	11.2 - 13.0	11.4 - 13.0	11.6 - 13.1	11.8 - 13.1	12.0 - 13.2	12.2 - 13.2	12.4 - 13.2
PEASE INT'L (17)	11.5 - 12.8	11.5 - 12.8	11.6 - 12.9	11.8 - 12.9	12.0 - 13.0	12.2 - 13.0	12.4 - 13.0

1st EO VI (KFPS)	<b>12.6</b>	<b>12.8</b>	<b>13.0</b>	<b>13.2</b>	<b>13.4</b>	<b>13.6</b>	<b>13.8</b>
OTIS ANGB (16)	12.6 - 13.3	12.8 - 13.3	13.0 - 13.4	13.2 - 13.4	13.4 - 13.4		
PEASE INT'L (17)	12.6 - 13.1	12.8 - 13.1	13.0 - 13.1				

ASC-10b/119/A/A

**HOOK  
VELCRO**

**HOOK  
VELCRO**

**HOOK  
VELCRO**

(reduced copy)

FAB USE ONLY

CC 10-23

ASC/119/FIN

TOP

PILE  
VELCRO

HOOK  
VELCRO

PILE  
VELCRO

**FMI TAL REDESIGNATION  
(119 OCFR1 CYC)**

1st E.O. VI		6100	6200	6300	6400	6500	6600	6700	6800
SE OPS 3 FMI 109	(29)	11000	11100	11100	11100	11100	11200	11200	11200
SE FMI 104	(29)	17600	17400	17200	17000	16800	16600	16400	16200

1st E.O. VI		6900	7000	7100	7200	7300	7400	7500	7600
SE OPS 3 FMI 109	(29)	11200	11200	11300	11300	11300	11300	11400	11400
SE FMI 104	(29)	16000	15800	15600	15500	15300	15100	15000	14800

1st E.O. VI		7700	7800	7900	8000	8100	8200	8300	8400
SE OPS 3 FMI 109	(29)	11400	11400	11400	11500	11500	11500	11500	11500
SE FMI 104	(29)	14700	14600	14400	14300	14200	14200	14100	14000

1st E.O. VI		8500	8600	8700	8800	8900	9000	9100	9200
SE OPS 3 FMI 109	(29)	11600	11600	11600	11600	11600	11600	11700	11700
SE FMI 104	(29)	14000	13900	13900	13800	13800	13800	13800	13800

1st E.O. VI		9300	9400	9500	9600	9700	9800	9900	10000
SE OPS 3 FMI 109	(29)	11700	11700	11700	11700	11800	11800	11800	11800
SE FMI 104	(29)	13800	13700	13800	13800	13800	13800	13800	13800

1st E.O. VI		10100	10200						
SE OPS 3 FMI 109	(29)	11800	11800						
SE FMI 104	(29)	13800	13800						

ASC-12a/119/A/A

PILE  
VELCRO

HOOK  
VELCRO

PILE  
VELCRO

(reduced copy)

FAB USE ONLY

CC 10-24

ASC/119/FIN

TOP  
BACK OF 'FMI TAL REDESIGNATION'

HOOK  
VELCRO

HOOK  
VELCRO

HOOK  
VELCRO

**ECAL – ZZA or MRN or FMI PRIME TAL**

1st EO VI (KFPS)	5.6	5.8	6.0	6.2	6.4	6.6	6.8
CHERRY POINT (7)		6.7 - 7.0	6.7 - 7.2	6.8 - 7.3	6.8 - 7.4	6.9 - 7.5	6.9 - 7.6
OTIS ANGB (16)		10.3 - 11.1	10.3 - 11.2	10.2 - 11.3	10.2 - 11.5	10.2 - 11.6	10.2 - 11.6

1st EO VI (KFPS)	7.0	7.2	7.4	7.6	7.8	8.0	8.2
CHERRY POINT (7)	7.0 - 7.7	7.2 - 7.8	7.4 - 7.9	7.6 - 7.9	7.8 - 8.0	8.0 - 8.0	
GABRESKI (15)					10.5 - 10.7	10.4 - 10.8	10.3 - 11.0
OTIS ANGB (16)	10.2 - 11.7	10.2 - 11.8	10.2 - 11.9	10.2 - 12.0	10.2 - 12.1	10.2 - 12.1	10.3 - 12.2

1st EO VI (KFPS)	8.4	8.6	8.8	9.0	9.2	9.4	9.6
OCEANA NAS (8)		8.6 - 9.0	8.8 - 9.1	9.0 - 9.2	9.2 - 9.3		
WALLOPS (9)				9.4 - 9.6	9.2 - 9.7	9.4 - 9.8	9.6 - 9.8
GABRESKI (15)	10.3 - 11.1	10.3 - 11.2	10.3 - 11.3	10.4 - 11.3	10.4 - 11.4	10.4 - 11.5	10.4 - 11.5
OTIS ANGB (16)	10.3 - 12.3	10.3 - 12.3	10.3 - 12.4	10.4 - 12.4	10.4 - 12.5	10.5 - 12.6	10.5 - 12.6
PEASE INT'L (17)	11.3 - 11.7	11.3 - 11.9	11.3 - 12.0	11.3 - 12.1	11.3 - 12.2	11.3 - 12.2	11.3 - 12.3

1st EO VI (KFPS)	9.8	10.0	10.2	10.4	10.6	10.8	11.0
WALLOPS (9)	9.8 - 9.9						
GABRESKI (15)	10.4 - 11.6	10.5 - 11.7	10.5 - 11.7	10.5 - 11.8	10.6 - 11.8	10.8 - 11.9	11.0 - 11.9
OTIS ANGB (16)	10.5 - 12.7	10.5 - 12.7	10.6 - 12.8	10.6 - 12.8	10.7 - 12.9	10.8 - 12.9	11.0 - 12.9
PEASE INT'L (17)	11.3 - 12.4	11.4 - 12.5	11.4 - 12.5	11.5 - 12.6	11.5 - 12.6	11.5 - 12.7	11.5 - 12.7

1st EO VI (KFPS)	11.2	11.4	11.6	11.8	12.0	12.2	12.4
GABRESKI (15)	11.2 - 12.0	11.4 - 12.0	11.6 - 12.1	11.8 - 12.2	12.0 - 12.2	12.2 - 12.3	
OTIS ANGB (16)	11.2 - 13.0	11.4 - 13.0	11.6 - 13.1	11.8 - 13.1	12.0 - 13.2	12.2 - 13.2	12.4 - 13.2
PEASE INT'L (17)	11.5 - 12.8	11.5 - 12.8	11.6 - 12.9	11.8 - 12.9	12.0 - 13.0	12.2 - 13.0	12.4 - 13.0

1st EO VI (KFPS)	12.6	12.8	13.0	13.2	13.4	13.6	13.8
OTIS ANGB (16)	12.6 - 13.3	12.8 - 13.3	13.0 - 13.4	13.2 - 13.4	13.4 - 13.4		
PEASE INT'L (17)	12.6 - 13.1	12.8 - 13.1	13.0 - 13.1				

ASC-12b/119/A/A

HOOK  
VELCRO

HOOK  
VELCRO

HOOK  
VELCRO

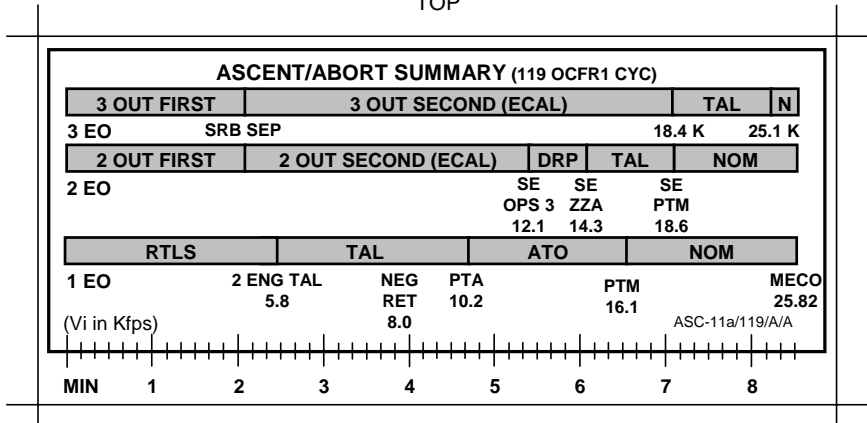
(reduced copy)

FAB USE ONLY

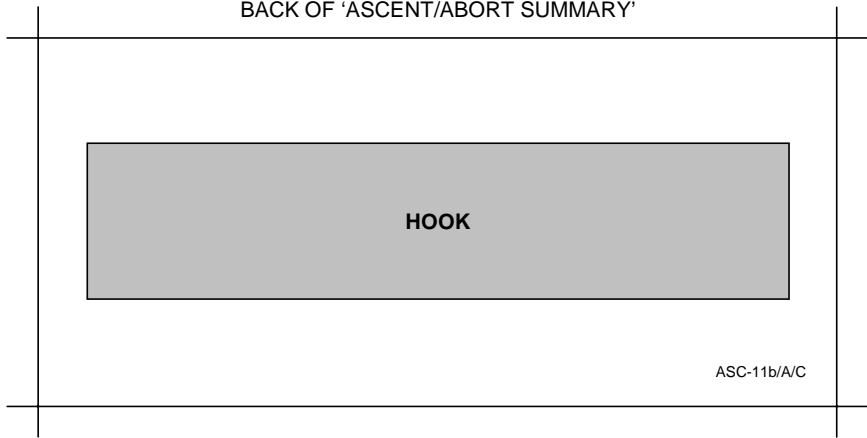
CC 10-25

ASC/119/FIN

TOP



TOP  
BACK OF 'ASCENT/ABORT SUMMARY'



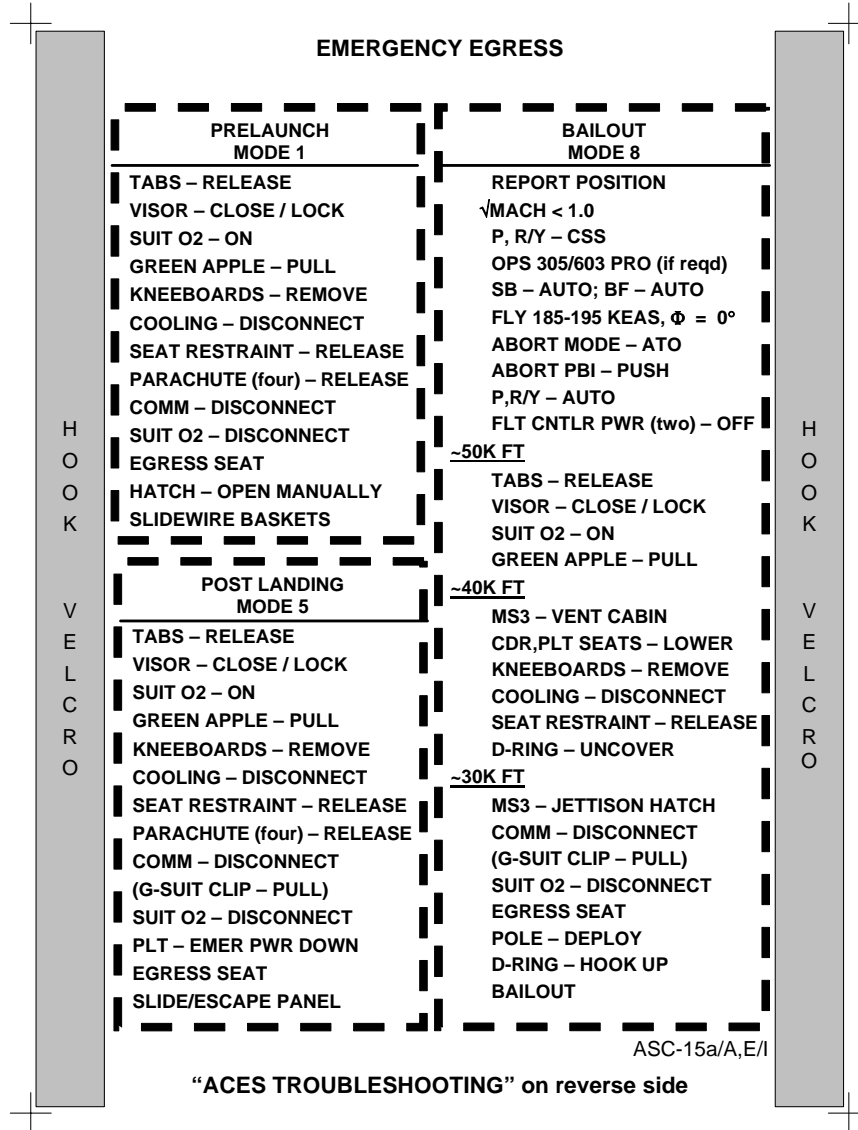
(reduced copy)

FAB USE ONLY

CC 10-26

ASC/119/FIN

TOP



(reduced copy)

FAB USE ONLY

CC 10-27

ASC/119/FIN

TOP  
BACK OF "EMERGENCY EGRESS"

**ACES TROUBLESHOOTING (ASCENT/ENTRY)**

LOSS OF COMM

If LOSS OF XMIT:

NOTE

O2 helmet flow automutes microphones (i.e., inhalation, open or leaking visor, leaking neck dam)

1. ✓TABS – IN
2. ✓Helmet pressure visor seal not obstructed
3. ✓MIC placement
4. ✓CCU PWR – ON

POWER BUS	ATU
ESS BUS 1BC	R14 CDR
ESS BUS 2CA	R14 PLT
MNA	R14 MS STATION
MNB	R14 MIDDECK
MNC	R14 PS STATION

If LOSS OF RECEIVE:

5. HIU VOL – MAX
6. ✓All cable connections mated properly:  
CCA-to-Helmet I/F cable  
Comm pigtail  
HIU  
Comm panel
7. ✓ATU Config (Flight Deck as applicable):  
A/G1, A/G2, A/A, ICOM A, ICOM B – T/R  
MODE – PTT/VOX  
VOX SENS – 2-4  
A/G1, A/G2 tw – 9  
A/A, ICOM A, ICOM B tw – 5

LOSS OF SUIT PRESSURE

1. ✓TABS – IN
2. ✓VISOR – CLOSED/LOCKED
3. ✓Helmet properly attached
4. ✓Gloves properly attached
5. ✓BIP plug secured
6. ✓Suit zipper fully zipped

LOSS OF SUIT O2

1. ✓O2 hose connected to ACES O2 manifold
2. ✓LEH O2 vlv – OP (Flight Deck)
3. ✓O2 hose connected properly at LEH O2 (Flight Deck)

INADVERTENT EOS ACTIVATION (After T-2:00)

1. Remain on shuttle LEH O2
2. Keep visor closed and locked through MECO

NOTE

Prior to opening visor, disconnect EOS O2 line (with locking collar clip) from O2 manifold to prevent EOS O2 flow

H  
O  
O  
K  
  
V  
E  
L  
C  
R  
O

H  
O  
O  
K  
  
V  
E  
L  
C  
R  
O

C6

ASC-15b/A,E/F

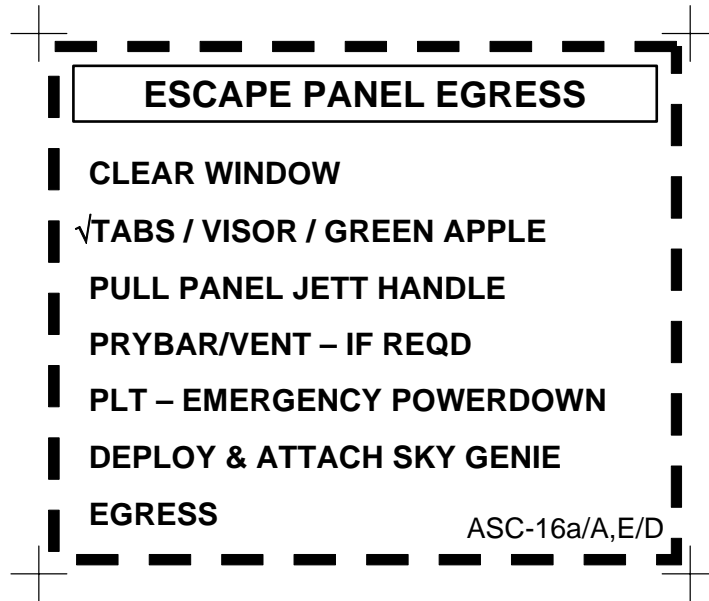
(reduced copy)

FAB USE ONLY

CC 10-28

ASC/119/FIN

TOP



TOP  
BACK OF 'ESCAPE PANEL EGRESS'



**HOOK  
VELCRO**

ASC-16b/A,E/C

(reduced copy)

FAB USE ONLY

CC 10-29

ASC/119/FIN

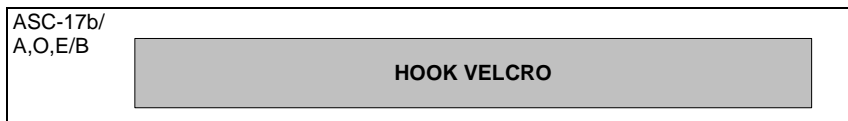
GPC/FCS CHANNEL CONFIGURATION

TOP

GPC

GPC	GPC	GPC	GPC	ASC-17a/ A,O,E/B
Delay 2 sec between each switch throw (AUTO ⇌ ORIDE)				

TOP  
BACK OF 'GPC'



Fabrication Notes

1. Cut to exact outside edge
2. Cover GPC boxes with Scotch tape

(reduced copy)

FAB USE ONLY

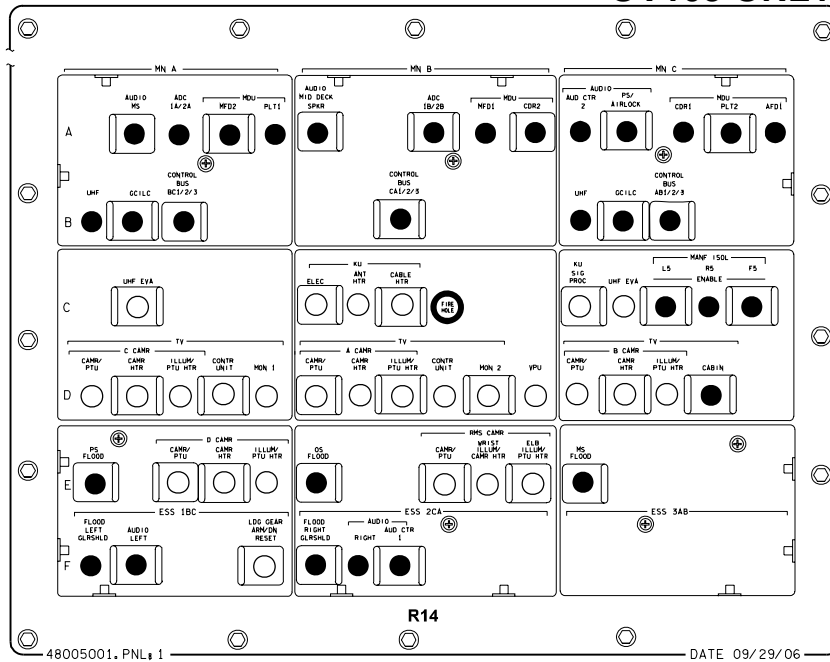
CC 10-30

ASC/119/FIN



TOP  
PANEL R14 - OV103 ONLY

**OV103 ONLY**



48005001, PNL 1

DATE 09/29/06

ASC-18a/A,O,E/H

(reduced copy)

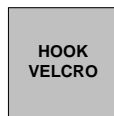
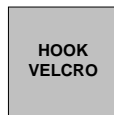
FAB USE ONLY

CC 10-31

ASC/119/FIN



TOP  
BACK OF 'PANEL R14 - OV103 ONLY'



ASC-18b/A,O,E/C



(reduced copy)

FAB USE ONLY

CC 10-32

ASC/119/FIN



TOP

## LOC/BREAK-UP

### BEFORE 'GO AT THROTTLEUP'

- GREEN APPLE  
LOCK INERTIA REEL
- JETTISON HATCH
- BAILOUT
- PULL RIP CORD

### 'GO AT THROTTLEUP' TO SRB SEP

- GREEN APPLE  
LOCK INERTIA REEL
- VENT
- 'G' SPIKE
- JETTISON HATCH
- √ ALT/SUIT
- BAILOUT (BELOW 40 K)
- PULL RIP CORD

### AFTER SRB SEP

- √ TABS/VISOR/GREEN APPLE  
LOCK INERTIA REEL
- GO TO MIDDECK
- VENT
- 'G' SPIKE
- JETTISON HATCH
- √ ALT/SUIT
- BAILOUT (BELOW 40 K)
- PULL RIP CORD

ASC-21a/AD

NOTE: This crew kneeboard card is optional and has no back facing

(reduced copy)

FAB USE ONLY

CC 10-33

ASC/119/FIN

FAB USE ONLY

CC 10-34

ASC/119/FIN

(reduced copy)

HOOK  
VELCRO

## EMERGENCY EGRESS

TOP

NOTE  
'LOSS OF COMM TROUBLESHOOTING'  
ON REVERSE SIDE

HOOK  
VELCRO

### PRELAUNCH MODE 1

TABS – RELEASE  
VISOR – CLOSE / LOCK  
SUIT O2 – ON  
GREEN APPLE – PULL  
KNEEBOARDS – REMOVE  
COOLING – DISCONNECT  
SEAT RESTRAINT – RELEASE  
PARACHUTE (four) – RELEASE  
COMM – DISCONNECT  
SUIT O2 – DISCONNECT  
EGRESS SEAT  
HATCH – OPEN MANUALLY  
SLIDEWIRE BASKETS

### BAILOUT MODE 8

REPORT POSITION  
 $\sqrt{\text{MACH}} < 1.0$   
P,R/Y – CSS  
OPS 305/603 PRO (if reqd)  
SB – AUTO; BF – AUTO  
FLY 185-195 KEAS,  $\Phi = 0^\circ$   
ABORT MODE – ATO  
ABORT PBI – PUSH  
P,R/Y – AUTO  
FLT CNTLR PWR (two) – OFF  
~50K FT  
TABS – RELEASE  
VISOR – CLOSE / LOCK  
SUIT O2 – ON  
GREEN APPLE – PULL

ASC-25a/A,E/G

HINGE

FAB USE ONLY

CC 10-35

ASC/119/FIN

(reduced copy)

TOP, HINGED AT BOTTOM OF 'EMERGENCY EGRESS'  
HINGE

**POST LANDING  
MODE 5**

**TABS – RELEASE  
VISOR – CLOSE / LOCK  
SUIT O2 – ON  
GREEN APPLE – PULL  
KNEEBOARDS – REMOVE  
COOLING – DISCONNECT  
SEAT RESTRAINT – RELEASE  
PARACHUTE (four) – RELEASE  
COMM – DISCONNECT  
(G-SUIT CLIP – PULL)  
SUIT O2 – DISCONNECT  
PLT – EMER PWR DOWN  
EGRESS SEAT  
SLIDE/ESCAPE PANEL**

**~40K FT**

**MS3 – VENT CABIN  
CDR,PLT SEATS – LOWER  
KNEEBOARDS – REMOVE  
COOLING – DISCONNECT  
SEAT RESTRAINT – RELEASE  
D-RING – UNCOVER**

**~30K FT**

**MS3 – JETTISON HATCH  
COMM – DISCONNECT  
(G-SUIT CLIP – PULL)  
SUIT O2 – DISCONNECT  
EGRESS SEAT  
POLE – DEPLOY  
D-RING – HOOK UP  
BAILOUT**

ASC-25aa/A,E/E

PILE  
VELCRO

NOTE

'SUIT PRESS AND O2, EOS ACTIVATION TROUBLESHOOTING' ON REVERSE SIDE

PILE  
VELCRO

FAB USE ONLY

CC 10-36

ASC/119/FIN

(reduced copy)

TOP  
BACK OF 'EMERGENCY EGRESS' HEAD TO TOE

### ACES TROUBLESHOOTING (ASCENT/ENTRY)

#### LOSS OF COMM

If LOSS OF XMIT:

#### NOTE

O2 helmet flow automutes microphones (i.e., inhalation, open or leaking visor, leaking neck dam)

1. ✓ TABS – IN
2. ✓ Helmet pressure visor seal not obstructed
3. ✓ MIC placement
4. ✓ CCU PWR – ON

POWER BUS	ATU
ESS BUS 1BC	R14 CDR
ESS BUS 2CA	R14 PLT
MNA	R14 MS STATION
MNB	R14 MIDDECK
MNC	R14 PS STATION

If LOSS OF RECEIVE:

5. HIU VOL – MAX
6. ✓ All cable connections mated properly:
  - CCA-to-Helmet I/F cable
  - Comm pigtail
  - HIU
  - Comm panel
7. ✓ ATU Config (Flight Deck as applicable):
  - A/G1, A/G2, A/A, ICOM A, ICOM B – T/R
  - MODE – PTT/VOX
  - VOX SENS – 2-4
  - A/G1, A/G2 tw – 9
  - A/A, ICOM A, ICOM B tw – 5

H  
O  
O  
K  
  
V  
E  
L  
C  
R  
O

H  
O  
O  
K  
  
V  
E  
L  
C  
R  
O

H  
O  
O  
K  
V  
E  
L  
C  
R  
O

A  
S  
C-25b/A,E/D  
H  
O  
O  
K  
V  
E  
L  
C  
R  
O

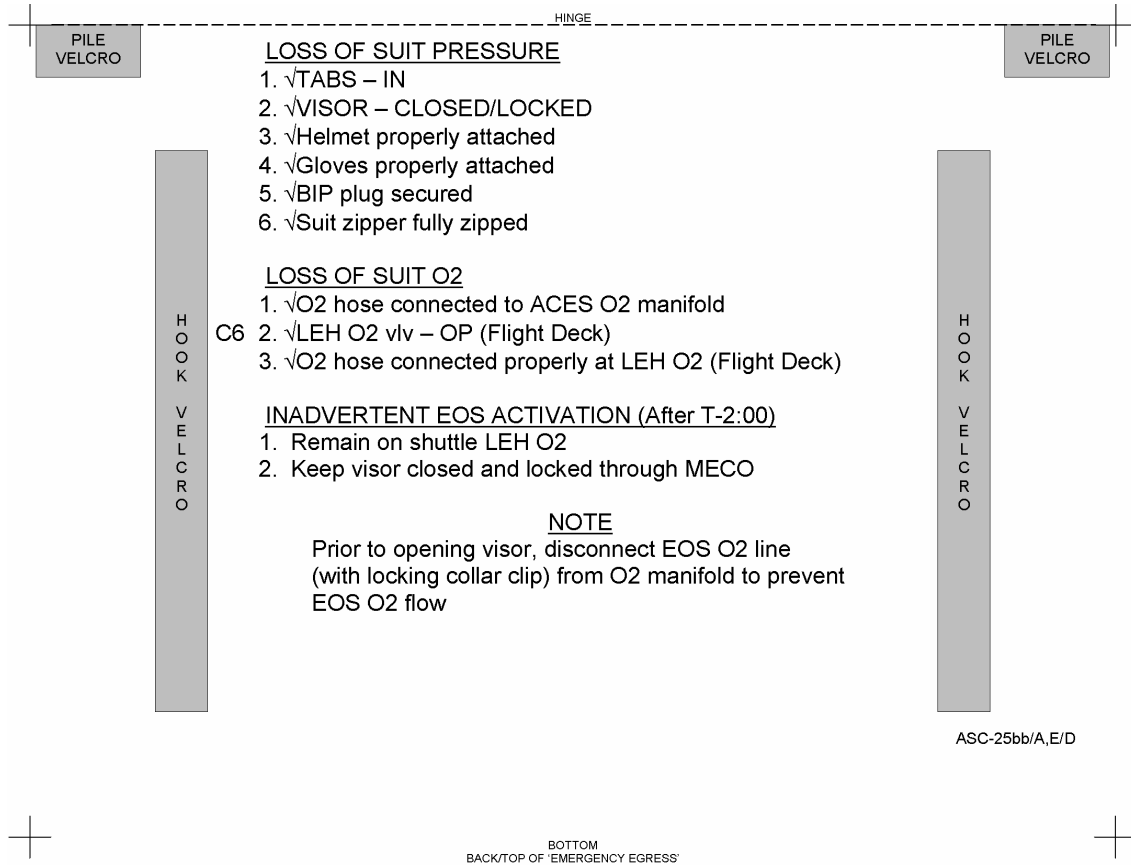
H  
I  
N  
G  
E

FAB USE ONLY

CC 10-37

ASC/119/FIN

(reduced copy)



BOTTOM  
BACK/TOP OF 'EMERGENCY EGRESS'

ASC-25bb/A,E/D

FAB USE ONLY

СС 10-38

ASC/119/FIN

(reduced copy)

HOOK  
VELCRO

## АВАРИЙНОЕ ПОКИДАНИЕ

ВЕРХ

ПРИМЕЧАНИЕ  
"УСТРАНЕНИЕ НЕИСПРАВНОСТЕЙ ПРИ ПОТЕРЕ СВЯЗИ"  
НА ОБРАТНОЙ СТОРОНЕ

HOOK  
VELCRO

### РЕЖИМ 1 ДО СТАРТА

ЯЗЫЧКИ ШЕЙНОЙ ПРОКЛАДКИ - УБРАТЬ  
ШЛЕМ - ОПУСТИТЬ/ ЗАКРЫТЬ  
СК O2 - ВКЛ  
ЗЕЛЕНый ШАРИК - ПОТЯНУТЬ  
НАКОЛЕННЫЕ ПЛАНШЕТЫ - УБРАТЬ  
СИСТЕМУ ОХЛАЖДЕНИЯ - ОТСОЕДИНИТЬ  
ПРИВЯЗНЫЕ РЕМНИ КРЕСЛА - ОСВОБОДИТЬ  
ПАРАШЮТ (четыре) - ОТСТЕГНУТЬ  
СВЯЗЬ - ОТСОЕДИНИТЬ  
СК O2 - ОТСОЕДИНИТЬ  
ПОКИНУТЬ КРЕСЛО  
ЛЮК - ОТКРЫТЬ ВРУЧНУЮ  
ИСПОЛЬЗОВАТЬ ЛЮЛЬКУ ДЛЯ СПУСКА

### РЕЖИМ 8 АВАРИЙНОЕ ДЕСАНТИРОВАНИЕ

СООБЩИТЬ ПОЛОЖЕНИЕ  
 $\sqrt{\text{ЧИСЛО МАХА}} < 1,0$   
ТАНГАЖ, РЫСКАНИЕ/КРЕН - CSS  
OPS 305/603 PRO (если необходимо)  
А/Д ТОРМОЗ - АВТО; ПОСАД. ЩИТОК - АВТО  
ВЫБРАТЬ СКОРОСТЬ 185-195 KEAS,  $\Phi = 0^\circ$   
ABORT MODE - АТО  
КН АВОРТ - НАЖАТЬ  
ТАНГАЖ, РЫСКАНИЕ/КРЕН - АВТО  
ТМБ FLT CNTLR PWR (два) - ВЫКЛ  
~50 ТЫСЯЧ ФУТОВ  
ЯЗЫЧКИ ШЕЙНОЙ ПРОКЛАДКИ - УБРАТЬ  
ШЛЕМ - ОПУСТИТЬ/ ЗАКРЫТЬ  
СК O2 - ВКЛ  
ЗЕЛЕНый ШАРИК - ПОТЯНУТЬ

ASC-26a/A,E/E

HINGE



FAB USE ONLY

CC 10-39

ASC/119/FIN

(reduced copy)

TOP, HINGED AT BOTTOM OF 'EMERGENCY EGRESS'  
HINGE

**РЕЖИМ 5  
ПОСЛЕ ПОСАДКИ**

ЯЗЫЧКИ ШЕЙНОЙ ПРОКЛАДКИ - УБРАТЬ  
ШЛЕМ - ОПУСТИТЬ/ ЗАКРЫТЬ  
СК O2 - ВКЛ  
ЗЕЛЕНый ШАРИК - ПОТЯНУТЬ  
НАКОЛЕННЫЕ ПЛАНШЕТЫ - УБРАТЬ  
СИСТЕМУ ОХЛАЖДЕНИЯ - ОТСОЕДИНИТЬ  
ПРИВЯЗНЫЕ РЕМНИ КРЕСЛА - ОСВОБОДИТЬ  
ПАРАШЮТ (четыре) - ОТСТЕГНУТЬ  
СВЯЗЬ - ОТСОЕДИНИТЬ  
(СНЯТЬ КОНТРОВКУ С КЛАПАНА ППК)  
СК O2 - ОТСОЕДИНИТЬ  
ПИЛОТ – ЭКСТРЕННО ОТКЛЮЧИТЬ  
ПИТАНИЕ  
ПОКИНУТЬ КРЕСЛО  
ИСПОЛЬЗОВАТЬ СКЛИЗ/ВЫХОДНУЮ  
ПАНЕЛЬ

**~40 ТЫСЯЧ ФУТОВ**

MS3 - СБРОСИТЬ ДАВЛЕНИЕ В КАБИНЕ  
КРЕСЛА КЭ И ПИЛОТА - ВНИЗ  
НАКОЛЕННЫЕ ПЛАНШЕТЫ - УБРАТЬ  
СИСТЕМУ ОХЛАЖДЕНИЯ -  
ОТСОЕДИНИТЬ  
ПРИВЯЗНЫЕ РЕМНИ КРЕСЛА -  
ОСВОБОДИТЬ  
D-ОБРАЗНОЕ КОЛЬЦО - НАЙТИ

**~30 ТЫСЯЧ ФУТОВ**

MS3 - ОТСТРЕЛИТЬ ЛЮК  
СВЯЗЬ - ОТСОЕДИНИТЬ  
(СНЯТЬ КОНТРОВКУ С КЛАПАНА ППК)  
СК O2 - ОТСОЕДИНИТЬ  
ПОКИНУТЬ КРЕСЛО  
РАЗЛОЖИТЬ НАПРАВЛЯЮЩУЮ ШТАНГУ  
D-ОБРАЗНОЕ КОЛЬЦО - ПРИСТЕГНУТЬ  
ПОКИНУТЬ КОРАБЛЬ

ASC-26aa/A, E/D

PILE  
VELCRO

ПРИМЕЧАНИЕ  
\*УСТРАНЕНИЕ НЕИСПРАВНОСТЕЙ ПРИ ПОТЕРЕ ДАВЛЕНИЯ В СК, ПОДАЧЕ O2 И ВКЛЮЧЕНИИ СИСТЕМЫ EOS\*  
НА ОБРАТНОЙ СТОРОНЕ

PILE  
VELCRO

FAB USE ONLY

СС 10-40

ASC/119/FIN

(reduced copy)

BEFX  
BACK OF 'EMERGENCY EGRESS' HEAD TO TOE

### УСТРАНЕНИЕ НЕИСПРАВНОСТЕЙ СК ACES (ВЫВЕДЕНИЕ/СПУСК)

#### ПОТЕРЯ СВЯЗИ

ЕСЛИ ПОТЕРЯ СВЯЗИ В РЕЖИМЕ ПЕРЕДАЧИ:

#### ПРИМЕЧАНИЕ

Поток O2 в шлеме загл микрофоны (т.е. дыхание, откр или негерм смотр щиток, негерм шейная прокладка)

1. ✓Язычки шейной прокладки – IN (убраны)
2. ✓Гермоуплотнение смотр щитка шлема - свободно
3. ✓Размещение микрофона
4. ✓ПИТАНИЕ ССУ – ON (Вкл)

ШИНА ПИТАНИЯ	БЛОК ATU
ESS BUS 1BC	R14 CDR
ESS BUS 2CA	R14 PLT
MNA	R14 MS STATION
MNB	R14 MIDDECK
MNC	R14 PS STATION

ЕСЛИ ПОТЕРЯ СВЯЗИ В РЕЖИМЕ ПРИЕМА:

5. HIU VOL – MAX (Громкость на HIU - максимум)
6. ✓Все кабели пристыкованы правильно:  
Интерфейсный кабель CCA-to-Helmet  
Короткий конец кабеля связи  
HIU (Устройство сопряжения с гарнитурой)  
Пульт связи
7. ✓Конфигурация ATU (Полетная палуба, как предписано):  
A/G1, A/G2, A/A, ICOM A, ICOM B – T/R (ПРД/ПРМ)  
MODE – PTT/VOX  
VOX SENS – 2-4  
A/G1, A/G2 диск перекл – 9  
A/A, ICOM A, ICOM B диск перекл – 5

HOOK  
VELCRO

HOOK  
VELCRO

HOOK  
VELCRO

ASC-26b/A,E/D

HOOK  
VELCRO

HINGE

FAB USE ONLY

CC 10-41

ASC/119/FIN

(reduced copy)

HINGE

PILE VELCRO

PILE VELCRO

HOOK VELCRO

HOOK VELCRO

ASC-26bb/A,E/D

НИЗ  
ОБРАТНАЯ СТОРОНА/ВЕРХ КАРТОЧКИ "АВАРИЙНОЕ ПОКИДАНИЕ"

**ПОТЕРЯ ДАВЛЕНИЯ В СК**

1. ✓Язычки шейной прокладки – IN (убраны)
2. ✓СМОТР ЩИТОК – ОПУСТИТЬ/ЗАКРЫТЬ
3. ✓Шлем подстыкован правильно
4. ✓Перчатки подстыкованы правильно
5. ✓Вилка питания аппаратуры VIP - закреплена
6. ✓Замок-молния СК - застегнута до конца

**ПОТЕРЯ ПОДАЧИ O2 В СК**


1. ✓Шланг O2 подстыкован к магистрали O2 СК ACES
2. ✓кл LEN O2 – OP (Откр) (Полетная палуба)
3. ✓Шланг O2 подстыкован правильно на LEN O2 (Полетная палуба)

**НЕПРЕДНАМЕРЕННОЕ ВКЛЮЧЕНИЕ СИСТЕМЫ EOS**  
(Через T-2:00)

1. Оставаться на LEN O2 Шаттла
2. Держать смотр щиток опущенным и закрытым, включая этап МЕСО

**ПРИМЕЧАНИЕ**

Перед открытием смотр щитка, отсоединить линию O2 системы EOS (контровка) от магистрали O2 с целью предотвращения потока O2 из EOS

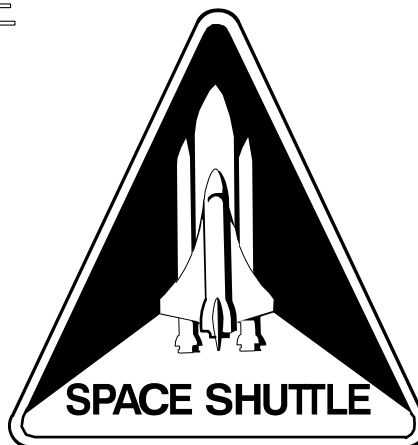


This Page Intentionally Blank



Space Shuttle Program  
FLIGHT DATA FILE

JSC-48005-119  
FINAL



# ASCENT CHECKLIST

STS  
**119**

Flight Cover (trim bottom to expose tabs)