

# Ascent Checklist

## STS-120

---

**Mission Operations Directorate  
Flight Design and Dynamics Division**

**Final  
April 13, 2007**

National Aeronautics and  
Space Administration

**Lyndon B. Johnson Space Center**  
Houston, Texas





<b>ASCENT C/L STS-120</b>	<b>FINAL (Apr 13, 2007)</b>
---------------------------	-----------------------------

**PCN-3 (Oct 5, 2007) Sheet 1 of 1**

List of Implemented Change Requests (482s):

- ASC-1801A
- ASC-1802
- ASC-1804

Incorporate the following:

1. Replace v thru x
2. Replace 2-39 thru 2-44
3. Replace 10-1 and CC 10-2, CC 10-19 thru CC 10-24, CC 10-35 thru 10-42

Prepared by: Allison Riley McCagg  
 Book Manager 10/08/07

Joseph Jones  
 Lead Ascent GPO 10/08/07

Approved by: [Signature]  
 Chief, Ascent/Descent Dynamics Branch

Encl: 28 pages

**File this PCN immediately behind the front cover as a permanent record**



ASCENT C/L STS-120

FINAL (Apr 13, 2007)

## PCN-2 (Sept 14, 2007) Sheet 1 of 1

List of Implemented Change Requests (482s):

ASC-1793A(R) MULTI-1800

ASC-1798

ASC-1799

ASC-1800

Incorporate the following:

1. Replace v thru viii
2. Replace FB 2-5 and FB 2-6, FB 2-9 and FB 2-10
3. Replace 3-7 and 3-8
4. Replace 4-1 and 4-2
5. Replace 6-11 and 6-12, 6-17 and 6-18
6. Replace 9-13 thru 9-16, 9-19 and 9-20, 9-23 and 9-24, 9-27 and 9-28
7. Replace CC 10-7 and CC 10-8

Prepared by:

*Allison McCagg*  
Book Manager

*Joseph Jones* *JP*  
Lead Ascent GPO

Approved by:

*William E Powers*  
For *Jeff Bertsch*  
Chief, Ascent/Descent Dynamics Branch

*Stephen C. Keefer*  
VITT Lead

Encl: 28 pages

**File this PCN immediately behind the front cover as a permanent record**



ASCENT C/L STS-120

FINAL (Apr 13, 2007)

## PCN-1 (Aug 8, 2007) Sheet 1 of 1

List of Implemented Change Requests (482s):

ASC-1775A (R)  
ASC-1776  
ASC-1781 (S)  
ASC-1785A  
ASC-1791A  
ASC-1792  
ASC-1793A (P)  
ASC-1795

R – Remainder  
S – Superseded  
P – Partial

Incorporate the following:


1. Replace iii thru x
2. Replace 1-5 and 1-6
3. Replace FB 2-13 thru FB 2-20, 2-29 thru 2-34, 2-39 and 2-40
4. Replace 9-1 and 9-2, 9-23 and 9-24
5. Replace 10-1 thru CC 10-4, CC 10-11 and CC 10-12, CC 10-31 thru CC 10-42

Prepared by:

  
Book Manager 8/9/07

  
Lead Ascent GPO 8/9/07

Approved by:

  
Chief, Ascent/Descent Dynamics Branch

Encl: 48 pages

File this PCN immediately behind the front cover as a permanent record






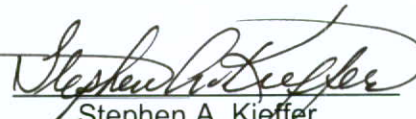
MISSION OPERATIONS DIRECTORATE

**ASCENT CHECKLIST  
STS-120**


FINAL  
April 13, 2007


PREPARED BY:

  
Allison R. McCagg 03/29/07  
Book Manager

  
Stephen A. Kieffer  
VITT Lead

APPROVED BY:

  
Joe Jones 3-29-07  
Lead Ascent GPO

  
P. J. Bertsch  
Chief, Ascent/Descent Dynamics Branch

This document is under the configuration control of the Crew Procedures Control Board (CPCB). All proposed changes must be submitted via FDF Workflow Crew Procedure Change Request (CR) to DO3/FDF Manager.

Additional distribution of this book, for official use only, may be requested in writing to DO3/PMO Administrator. The request must include justification and requester's name, organization, position, and phone number. Contractor requests are made through the NASA or DOD organization supported. Deletions, reduction in quantity, or change of address may be submitted to DO3/FDF Management Office, 281-244-1184.


Incorporates the following:
482#: MULTI-1784

AREAS OF TECHNICAL RESPONSIBILITY


Book Manager	DM4/A. McCagg	281-483-7752
Switch List	CA4/S. Kieffer	281-244-8333
Entry	DM4/M. Trump	281-483-8029
	G. Jordan-Moore	281-483-1261

## NOTES

1. The STS-120 trajectory data in this checklist is based on the STS-120 One Cycle to Flight R1 load and the August environment.
2. The Handover/Ingress Switch List gives the vehicle configuration at LCC/MCC handover (SRB Ignition) and flight crew ingress (T-3:00). If there is a switch position difference between ingress and handover, the ingress position will be boxed beside the handover position.
3. The time reference used in the Prelaunch procedures is the T- (Time to Launch) that LCC uses. This time does not reflect planned holds. The second time referenced in parentheses reflects the planned holds. The mission elapsed time (MET) has MET = 0 at SRB ignition.
4. Normal Flight Procedures are for liftoff through the OMS 2 burn.
5. The Abort to Orbit (ATO) procedures and the Backup Flight System (BFS) procedures are integrated into the appropriate parts of this checklist.
6. AOA procedures terminate with ENTRY MANEUVERS Cue Cards.
7. Ascent Flip Book for the CDR and PLT will be fabricated from the FB pages in section 2.
8. Ascent related cue cards are contained in this document. The cue cards are listed in the Ascent Cue Card section. Some cards are printed in the body of the checklist for MS use and also in the Cue Card Config section for reference of crop marks and fabrication instructions.
9. Mission STS-120 is flown with vehicle OV103.



This Page Intentionally Blank



ASCENT CHECKLIST  
STS-120

**LIST OF EFFECTIVE PAGES**

FINAL 04/13/07  
PCN-1 08/08/07  
PCN-2 09/14/07  
PCN-3 10/05/07

Sign Off .....	* 120/FIN	FB 2-6 .....	120/FIN 2
ii.....	* 120/FIN	FB 2-7 .....	120/FIN
iii.....	* 120/FIN 1	FB 2-8 .....	120/FIN
iv.....	* 120/FIN	FB 2-9 .....	120/FIN 2
v .....	* 120/FIN 3	FB 2-10 .....	120/FIN
vi.....	* 120/FIN 3	FB 2-11 .....	120/FIN
vii.....	* 120/FIN 3	FB 2-12 .....	<input checked="" type="checkbox"/> 120/FIN
viii.....	* 120/FIN 3	FB 2-13 .....	120/FIN 1
ix.....	* 120/FIN 3	FB 2-14 .....	<input checked="" type="checkbox"/> 120/FIN
x .....	* 120/FIN	FB 2-15 .....	120/FIN 1
xi.....	120/FIN	FB 2-16 .....	120/FIN
xii.....	120/FIN	FB 2-17 .....	120/FIN 1
1-1 .....	120/FIN	FB 2-18 .....	120/FIN
1-2 .....	120/FIN	FB 2-19 .....	120/FIN
1-3 .....	120/FIN	FB 2-20 .....	120/FIN 1
1-4 .....	120/FIN	FB 2-21 .....	120/FIN
1-5 .....	120/FIN 1	FB 2-22 .....	120/FIN
1-6 .....	120/FIN	FB 2-23 .....	120/FIN
1-7 .....	120/FIN	FB 2-24 .....	120/FIN
1-8 .....	120/FIN	FB 2-25 .....	120/FIN
1-9 .....	120/FIN	FB 2-26 .....	120/FIN
1-10 .....	<input checked="" type="checkbox"/> 120/FIN	2-27 .....	120/FIN
1-11 .....	120/FIN	2-28 .....	120/FIN
1-12 .....	120/FIN	2-29 .....	120/FIN 1
1-13 .....	120/FIN	2-30 .....	120/FIN
1-14 .....	120/FIN	2-31 .....	120/FIN
2-1 .....	120/FIN	2-32 .....	120/FIN 1
FB 2-2 .....	120/FIN	2-33 .....	120/FIN 1
FB 2-3 .....	120/FIN	2-34 .....	120/FIN
FB 2-4 .....	120/FIN	2-35 .....	* 120/FIN
FB 2-5 .....	120/FIN	2-36 .....	* 120/FIN

\* – Omit from flight book

– Prelift-off information required

2-37.....	*	120/FIN	6-15.....	120/FIN
2-38.....	*	120/FIN	6-16.....	120/FIN
2-39.....	*	120/FIN 1	6-17.....	120/FIN
2-40.....	*	120/FIN 3	6-18.....	120/FIN 2
2-41.....	*	120/FIN	6-19.....	120/FIN
2-42.....	*	120/FIN 3	6-20.....	120/FIN
2-43.....	*	120/FIN	6-21.....	120/FIN
2-44.....	*	120/FIN 3	6-22.....	120/FIN
2-45.....	*	120/FIN	6-23.....	120/FIN
2-46.....	*	120/FIN	6-24.....	120/FIN
3-1.....		120/FIN	6-25.....	120/FIN
3-2.....		120/FIN	6-26.....	120/FIN
3-3.....		120/FIN	6-27.....	120/FIN
3-4.....		120/FIN	6-28.....	120/FIN
3-5.....		120/FIN	6-29.....	120/FIN
3-6.....		120/FIN	6-30.....	120/FIN
3-7.....		120/FIN 2	6-31.....	120/FIN
3-8.....		120/FIN	6-32.....	120/FIN
4-1.....		120/FIN	6-33.....	120/FIN
4-2.....		120/FIN 2	6-34.....	120/FIN
4-3.....		120/FIN	6-35.....	120/FIN
4-4.....		120/FIN	6-36.....	120/FIN
5-1.....		120/FIN	6-37.....	120/FIN
5-2.....		120/FIN	6-38.....	120/FIN
5-3.....		120/FIN	6-39.....	120/FIN
5-4.....		120/FIN	6-40.....	120/FIN
6-1.....		120/FIN	7-1.....	120/FIN
6-2.....		120/FIN	7-2.....	120/FIN
6-3.....		120/FIN	7-3.....	120/FIN
6-4.....		120/FIN	7-4.....	120/FIN
6-5.....		120/FIN	7-5.....	120/FIN
6-6.....		120/FIN	7-6.....	120/FIN
6-7.....		120/FIN	7-7.....	120/FIN
6-8.....		120/FIN	7-8.....	120/FIN
6-9.....		120/FIN	7-9.....	120/FIN
6-10.....		120/FIN	7-10.....	120/FIN
6-11.....		120/FIN 2	8-1.....	120/FIN
6-12.....		120/FIN	8-2.....	120/FIN
6-13.....		120/FIN	8-3.....	☒ 120/FIN
6-14.....		120/FIN	8-4.....	☒ 120/FIN

\* – Omit from flight book

☒ – Prelift-off information required

8-5.....	☒	120/FIN	(C)CC 10-5 ....	*	120/FIN
8-6.....	☒	120/FIN	(C)CC 10-6 ....	*	120/FIN
8-7.....	☒	120/FIN	CC 10-7 .....	*	120/FIN 2
8-8.....		120/FIN	CC 10-8 .....	*	120/FIN
9-1.....	*	120/FIN	CC 10-9 .....	*	120/FIN
9-2.....	*	120/FIN 1	CC 10-10 .....	*	120/FIN
9-3.....	*	120/FIN	CC 10-11 .....	*	120/FIN 1
9-4.....	*	120/FIN	CC 10-12 .....	*	120/FIN
9-5.....	*	120/FIN	CC 10-13 .....	*	120/FIN
9-6.....	*	120/FIN	CC 10-14 .....	*	120/FIN
9-7.....	*	120/FIN	CC 10-15 .....	*	120/FIN
9-8.....	*	120/FIN	CC 10-16 .....	*	120/FIN
9-9.....	*	120/FIN	CC 10-17 .....	*	120/FIN
9-10.....	*	120/FIN	CC 10-18 .....	*	120/FIN
9-11.....	*	120/FIN	CC 10-19 .....	*	120/FIN
9-12.....	*	120/FIN	CC 10-20 .....	*	120/FIN 3
9-13.....	*	120/FIN 2	CC 10-21 .....	*	120/FIN
9-14.....	*	120/FIN	CC 10-22 .....	*	120/FIN 3
9-15.....	*	120/FIN 2	CC 10-23 .....	*	120/FIN
9-16.....	*	120/FIN	CC 10-24 .....	*	120/FIN 3
9-17.....	*	120/FIN	CC 10-25 .....	*	120/FIN
9-18.....	*	120/FIN	CC 10-26 .....	*	120/FIN
9-19.....	*	120/FIN	CC 10-27 .....	*	120/FIN
9-20.....	*	120/FIN 2	CC 10-28 .....	*	120/FIN
9-21.....	*	120/FIN	CC 10-29 .....	*	120/FIN
9-22.....	*	120/FIN	CC 10-30 .....	*	120/FIN
9-23.....	*	120/FIN	CC 10-31 .....	*	120/FIN 1
9-24.....	*	120/FIN 2	CC 10-32 .....	*	120/FIN 1
9-25.....	*	120/FIN	CC 10-33 .....	*	120/FIN
9-26.....	*	120/FIN	CC 10-34 .....	*	120/FIN 1
9-27.....	*	120/FIN	CC 10-35 .....	*	120/FIN 1
9-28.....	*	120/FIN 2	CC 10-36 .....	*	120/FIN 3
10-1.....	*	120/FIN	CC 10-37 .....	*	120/FIN 3
CC 10-2.....	*	120/FIN 3	CC 10-38 .....	*	120/FIN 1
CC 10-3.....	*	120/FIN	CC 10-39 .....	*	120/FIN 1
CC 10-4.....	*	120/FIN 1	CC 10-40 .....	*	120/FIN 3
(A)CC 10-5....	*	120/FIN	CC 10-41 .....	*	120/FIN 3
(A)CC 10-6....	*	120/FIN	10-42.....	*	120/FIN
(B)CC 10-5....	*	120/FIN			
(B)CC 10-6....	*	120/FIN			

☒ – Prelift-off information required

\* – Omit from flight book

## ASCENT CUE CARDS

<u>Title</u>	<u>Ref. Page</u>	<u>Card No.</u>
ADI ERROR/RATE SWITCH		
ASCENT (Front).....	CC 10-2	ASC-1a/A,E/H
ENTRY (Back).....	CC 10-2	ASC-1b/A,E/E
ASCENT/ENTRY SPEC		
(Front).....	CC 10-3	ASC-2a/A,E/E
(Back).....	CC 10-3	ASC-2b/A,E/D
SPEED BRAKE CMD		
(Front).....	CC 10-4	ASC-3a/A,E/E
(Back).....	CC 10-4	ASC-3b/A,E/D
CONTINGENCY ABORT		
CDR (Front).....	(A)CC 10-5	ASC-30a/120/A/A
RTLS CONTINGENCY		
CDR (Back).....	(A)CC 10-6	ASC-30b/120/A/A
CONTINGENCY ABORT		
PLT (Front).....	(B)CC 10-5	ASC-31a/120/A/A
RTLS CONTINGENCY		
PLT (Back).....	(B)CC 10-6	ASC-31b/120/A/A
CONTINGENCY ABORT		
MS (Front).....	(C)CC 10-5	ASC-32a/120/A/A
RTLS CONTINGENCY		
MS (Back).....	(C)CC 10-6	ASC-32b/120/A/A
OMS 2 BURN MONITOR (Front)..	CC 10-7	ASC-5a/120/A,O/B
OMS FAILURES (Back).....	CC 10-8	ASC-5b/A,O,E/I
OMS 2/ORBIT OMS BURNS		
(Front).....	CC 10-9	ASC-6a/120/A,O/A
OPS 1 RCS BURN (Back).....	CC 10-10	ASC-6b/120/A,O/A
ASCENT ADI – NOMINAL		
(Front).....	CC 10-11	ASC-14a/120/A/A
ENTRY ALPHA – KSC 15		
(Back).....	CC 10-11	ASC-14b/120/A,E/A
AOA DEORBIT BURN (2 ENG)		
(Top/Front).....	CC 10-12	ASC-8a/A/E
(Bottom/Front).....	CC 10-13	ASC-8aa/120/A/A
AOA DEORBIT BURN (1 ENG)		
(Top/Back).....	CC 10-14	ASC-8b/A/B
(Bottom/Back).....	CC 10-15	ASC-8bb/120/A/A
AOA DEORBIT BURN (RCS)		
(Top/Front).....	CC 10-16	ASC-7a/A/B
(Bottom/Front).....	CC 10-17	ASC-7aa/120/A/A
(Top/Back).....	CC 10-18	ASC-7b/A/B
(Bottom/Back).....	CC 10-19	ASC-7bb/A/B



ZZA TAL REDESIGNATION		
(Front).....	CC 10-20	ASC-9a/120/A/B
ECAL – ZZA or MRN or FMI PRIME TAL		
(Back).....	CC 10-21	ASC-9b/120/A/A
MRN TAL REDESIGNATION		
(Front).....	CC 10-22	ASC-10a/120/A/B
ECAL – ZZA or MRN or FMI PRIME TAL		
(Back).....	CC 10-23	ASC-10b/120/A/A
FMI TAL REDESIGNATION		
(Front).....	CC 10-24	ASC-12a/120/A/B
ECAL – ZZA or MRN or FMI PRIME TAL		
(Back).....	CC 10-25	ASC-12b/120/A/A
ASCENT/ABORT SUMMARY		
(Front).....	CC 10-26	ASC-11a/120/A/A
(Back).....	CC 10-26	ASC-11b/A/C
EMERGENCY EGRESS		
(Front).....	CC 10-27	ASC-15a/A,E/I
ACES TROUBLESHOOTING		
(ASCENT/ENTRY) (Back) .....	CC 10-28	ASC-15b/A,E/E
ESCAPE PANEL EGRESS		
(Front).....	CC 10-29	ASC-16a/A,E/D
(Back).....	CC 10-29	ASC-16b/A,E/C
GPC/FCS CHANNEL CONFIG		
(Front).....	CC 10-30	ASC-17a/A,O,E/B
(Back).....	CC 10-30	ASC-17b/A,O,E/B
PANEL R14 – OV103 ONLY		
(Front).....	CC 10-31	ASC-18a/A,O,E/H
(Back).....	CC 10-32	ASC-18b/A,O,E/C
LOC/BREAK-UP.....	CC 10-33	ASC-21a/A/D
EMERGENCY EGRESS (OVERSIZED)		
(Top/Front) .....	CC 10-34	ASC-25a/A,E/G
(Bottom/Front).....	CC 10-35	ASC-25aa/A,E/E
ACES TROUBLESHOOTING		
(Top/Back).....	CC 10-36	ASC-25b/A,E/D
(Bottom/Back).....	CC 10-37	ASC-25bb/A,E/D
EMERGENCY EGRESS (RUSSIAN)		
(Top/Front) .....	CC 10-38	ASC-26a/A,E/E
(Bottom/Front) .....	CC 10-39	ASC-26aa/A,E/D
ACES TROUBLESHOOTING (RUSSIAN)		
(Top/Back).....	CC 10-40	ASC-26b/A,E/D
(Bottom/Back).....	CC 10-41	ASC-26bb/A,E/D

PLT & CDR Ascent


<u>Flip Book</u> .....	FB 2-2 thru FB 2-26
------------------------	---------------------




This Page Intentionally Blank



<u>CONTENTS</u>	<u>PAGE</u>
PRELAUNCH PROCEDURES.....	1-1
ASCENT PROCEDURES (FLIP BOOK).....	2-1
RTL CDR (CIL) .....	FB 2-12
TAL CDR (CIL) .....	FB 2-14
ASCENT/ENTRY CUE CARDS .....	2-27
ABORT CUE CARDS.....	2-35
POST OMS 1 BURN PROCEDURES.....	3-1
OMS 2 BURN CARDS .....	4-1
POST OMS 2 BURN PROCEDURES.....	5-1
AOA PADS.....	6-1
AOA PROCEDURES .....	6-7
AOA DEORBIT BURN AND DEORBIT BURN MONITOR CARDS .....	6-17
AOA POST DEORBIT BURN.....	6-27
OMS/RCS POST BURN RECONFIG (CIL).....	6-28
OMS FAILURE .....	6-37
OMS/RCS $\Delta V$ .....	6-39
OMS TARGETS, COMM COVERAGE, LAND SITES .....	7-1
WEATHER PADS .....	8-1
SWITCH LIST .....	9-1
CUE CARD CONFIG .....	10-1



This Page Intentionally Blank





PRELAUNCH PROCEDURES



## PRELAUNCH PROCEDURES

### ABORT/RECYCLE PROCEDURES

#### NOTE

These recycle procedures will be used inside T-5 min

OTC (or NTD) will call for BFS Safing, SRB Safing, APU Shutdn, Heater Reconfig (Aerosurface positioning complete), MPS He Reconfig, OMS/RCS Reconfig, RCS Driver and OMS Safing, and Main Bus Switch Safing as reqd

#### C **BFS SAFING (On NTD call)**

O6 GPC MODE 5 – HALT  
Report BFS Safing complete

#### MS1 **SRB SAFING (On NTD call – if reqd)**

O17 MEC 1 – OFF  
. . . Wait 2 sec, then . . .  
MEC 2 – OFF  
Report SRB Safing complete

#### P **APU SHUTDN (On OTC call)**

R2 APU OPER (three) – OFF  
FU TK VLV (three) – CL  
√Shutdn (HYD PRESS < 200)  
CNTLR PWR (three) – OFF  
HYD CIRC PUMP (three) – GPC  
  
Report APU SHUTDN complete

#### C **HEATER RECONFIG (On OTC call)**

L2 FLASH EVAP FDLN HTR (two) – 2  
  
Report Heater Reconfig complete

NOTE

Numerous non-time-critical steps  
for recycle will be individually  
called by OTC

P **MPS He RECONFIG (On OTC call)**

R2 MPS He ISOL A,B (six) – GPC  
PNEU He ISOL – GPC

Report MPS He Reconfig complete

P **OMS/RCS RECONFIG (On OTC call)**

O8 L,R OMS  
√TK ISOL (four) – GPC (tb-OP)  
√XFEED (four) – GPC (tb-CL)  
FWD RCS  
He PRESS (two) – GPC (tb-OP)  
√TK ISOL (two) – GPC (tb-OP)  
√MANF ISOL 1,2,3,4,5 (five) – GPC  
(tb-OP)

O7 AFT L,R RCS  
He PRESS (four) – GPC (tb-OP)  
√TK ISOL (six) – GPC (tb-OP)  
√MANF ISOL 1,2,3,4,5 (ten) – GPC  
(tb-OP)

Report OMS/RCS Reconfig complete

C, **RCS DRIVER AND OMS SAFING**  
MS2 **(On OTC call)**

MS2 O14:F RJD DRIVER (three) – OFF  
          LOGIC (three) – OFF  
          L OMS ENG VLV – OFF  
O15:F RJD DRIVER (two) – OFF  
          LOGIC (two) – OFF  
O16:F RJD DRIVER (four) – OFF  
          LOGIC (three) – OFF  
          R OMS ENG VLV – OFF

C C3 OMS ENG (two) – OFF

Report RCS Driver and OMS Safing  
complete

MS2 **MAIN BUS SWITCH SAFING (On OTC call)**

O13:A cb ESS 1BC MNA CONTR – op  
      :C           2CA MNB CONTR – op  
      :E           3AB MNC CONTR – op  
O14:B MNA MNC CONTR – op  
O15:B MNB MNA CONTR – op  
O16:B MNC MNB CONTR – op

Report Main Bus Switch Safing complete



1: GNC GPC MEMORY | 2: GNC 104 GND IMU CNTL/MON

3: GNC GPC MEMORY

-3:00:00  
(Hold)

### PRE-INGRESS SW RECONFIG

ASP configures OI PCMMU PWR – 1\*\*\* (C3).  
ESS BUS SOURCE FC (three) – ON, AC BUS  
SNSR (three) – OFF (1 sec) then AUTO TRIP  
(R1), cb APU FU TK VLV ENA (six) – cl (R2).  
OTC will call: (~2 min) ESS BUS SOURCE FC  
(three) – OFF, AC BUS SNSR (three) – OFF (1  
sec) then MON (R1), cb ESS MN CONTR (three)  
– cl (O13), cb MN CONTR (three) – cl  
(O14,O15,O16), cb AC1 H2O LOOP PUMP 1 A/2  
(three) – op (L4)

### PAYLOAD ACTIVATION

A6U PL RETEN PL SEL – 1

### NAVAIDS ACTIVATION

O8 MLS CH pb/tw (three) – 6  
RADAR ALTM (two) – ON  
O7 TACAN CH pb/tw (three) – 059Y  
ANT SEL (three) – AUTO  
MODE (three) – GPC

If OV103:

A13 √GPS PRE AMPL UC – MNC  
√LC – MNC  
PWR – ON  
√GPS/SIGI PWR – OFF  
√GPS ENCRYPT – NORM  
√GPS/SIGI ENCRYPT – NORM

-2:25:00 A  
(-3:15:00)

### INGRESS ORBITER & SEATS

During seat ingress COMM

PWR – ON (L5,R6)

CCU PWR – ON (A11,A15,MO39M)

O5,O9, AUD VOX SENS (as needed) – adj as reqd  
R10,L9, Contact LCC (OTC & NTD) and MCC on  
MO42F A/G 1

1: GNC GPC MEMORY	2: GNC 104 GND IMU CNTL/MON
3: GNC GPC MEMORY	

Install ASC Flip Cards  
 ✓ Cue Card positions

-2:10:00  
 (-3:00:00)

**POST INGRESS SW RECONFIG**

ASP turns on RCS 1,2,3,4  
 DRIVERS (eight) (O14,O15,O16),  
 OMS ENG VLV (two) (O14,O16),  
 GPC OUTPUT 5 – B/U (O6)

NOTE

ASP doing C/W VOL adjust,  
 expect MA

-1:57:00  
 (-2:47:00)

**(IDP Equivalent)**

NOTE

IMU preflight align begins

-1:35:00 A  
 (-2:25:00)

**LCC ASTRO COMM CHECK**

LCC will contact all crew on A/G 1,  
 A/G 2, ICOM A, ICOM B then A/A

**A MCC A/G VOICE CHECK**

**B** A/G 1 Voice Check  
 O5,O9 L,R AUD A/G 2 (two) – OFF  
 A/A (two) – OFF  
 Voice check with MCC

A/G 2 Voice Check  
 L,R AUD A/G 2 (two) – T/R  
 1 (two) – OFF  
 Voice check with MCC

A/A Voice Check  
 L,R AUD A/A (two) – T/R  
 A/G 2 (two) – OFF  
 Voice check with MCC

1: GNC GPC MEMORY 2: GNC 104 GND IMU CNTL/MON

3: GNC GPC MEMORY

A            SIMO VOICE CHECK (LAUNCH CONFIG)  
O5,O9,    L,R AUD A/G 1 (two) – T/R  
R10,L9,                            2 (two) – T/R  
MO42F    Voice check with MCC

NOTE  
Side hatch closure

-1:10:00 C    **CABIN LEAK CHECK**  
(-2:00:00)

L2           CAB VENT ISOL – OP (tb-OP)  
                  √tb        – CL

O1            √CAB PRESS – incr to 16.7 (MA)

NOTE  
Fit crew functions from this point on will be initiated by a call from OTC to proceed. Fit crew will report back to OTC after completion

-45:00 C    **CABIN VENT REDUNDANCY CONFIG**  
(-1:35:00)

NOTE  
Vent vlv operation may occur earlier or later at LCC direction

L2           CAB VENT ISOL – CL (tb-CL)  
                  VENT            – OP (tb-OP)

-40:00 C    **CABIN VENT**  
(-1:30:00)

L2           CAB VENT ISOL – OP (tb-OP)  
  (klaxon)

                  √tb        – OP  
O1            √PRESS            – decr

1: GNC GPC MEMORY    2: GNC 104 GND IMU CNTL/MON

3: GNC GPC MEMORY

-32:00    C  
(-1:22:00)

**PASS/BFS TRANSFER PREP**

O6    √GPC MODE 5    – STBY (tb-RUN)  
C3    √BFC CRT SEL: 3+1  
          DISP – ON

3: GNC BFS MEMORY

CRT3    PASS/BFS XFER ENA – ITEM 25 EXEC  
          √ITEM 25 (\*)

NOTE

    \*\* blanks when transfer is complete  
    (~10 min)

-30:00    C  
(-1:20:00)

**OMS GN2 PRESS**

C3    OMS ENG (two) – ARM/PRESS

P    **WSB GN2 SUPPLY ACTIVATION**

R2    BLR N2 SPLY (three) – ON

-25:00    A  
(-1:15:00)

**A/G VOICE CHECK**

SIMO VOICE CHECK (LAUNCH CONFIG)  
Voice check with MCC

Update Abort Winds Pad, ASC Flip Book,  
and ALTM, 1-10 (if reqd)

NOTE

Cabin Press Reporting and vent vlv  
closure may occur earlier or later at  
LCC direction

-22:00    C  
(-1:12:00)

**REPORT CABIN PRESS**

3: BFS, SM SYS SUMM 1

CRT3,O1 Report cabin pressure (two) to OTC

3: BFS, GNC BFS MEMORY

C    **CLOSE VENT VLVS**

L2    CAB VENT ISOL – CL (tb-CL)  
          VENT        – CL (tb-CL)

1: GNC GPC MEMORY	2: GNC 104 GND IMU CNTL/MON
3: BFS, GNC BFS MEMORY	

NOTE

At T-20 there will be a planned  
10-min hold

TRAJECTORY UPDATE

√MCC for max rates and trajectory  
config, 8-7

-20:00  
(-1:00:00)

**OPS 1 LOAD (IDP Equivalent)**

1: GNC LAUNCH TRAJ	2: GNC LAUNCH TRAJ
1: GNC 0 GPC MEMORY	
1: GNC FAULT	

Report faults other than from unpwr  
equipment

CRT1 GNC, SPEC 99 PRO

-18:30 C  
(-58:30)

**BFS TO OPS 1**

3: BFS, GNC FAULT
-------------------

CRT3 GNC, SPEC 99 PRO  
O6 GPC MODE 5 – RUN (tb-RUN)

CRT3 GNC, OPS 101 PRO

3: BFS, GNC LAUNCH TRAJ
3: BFS, GNC FAULT

Report faults other than from unpwr  
equipment

CRT3 GNC, SPEC 99 PRO

1: GNC FAULT	2: GNC LAUNCH TRAJ
--------------	--------------------

3: BFS, GNC FAULT
-------------------

2: GNC 50 HORIZ SIT
---------------------

3: BFS, GNC 50 HORIZ SIT
--------------------------

-17:00 P **HORIZ SIT CONFIG**  
 (-57:00)

ALTM – ITEM 9 + 

		.		
--	--	---	--	--

	<u>PASS ITEM</u>		<u>BFS ITEM</u>	
PTI	INH	√1		
TAL SITE (MCC)	3(4,29)	√40	3(4,29)	√40
RTLS SITE	1	√41	1	√41
PRI (MCC)	KSC 15	√3	KSC 15	√3
SEC (MCC)	KSC 33	√4	KSC 33	√4
TAC	-59	√5	-59	√5
RA	blank	√46		
TAEM TGT				
G&N	OVHD	√6	OVHD	√6
HSI	blank		blank	
XEP	NEP	√7	NEP	√7
AIM	NOM	√8	NOM	√8
	(or CLSE)		(or CLSE)	
TAC	INH	√20	INH	√20
GPS	INH	√43	INH	√43
DRAG H	AUT	√22	AUT	√22
ADTA H	INH	√26	INH	√26
ADTA TO G&C	INH	√29	AUT	√28
TAC	DELTA	√35		
AIF_G	INH	√48		

1: GNC LAUNCH TRAJ	2: GNC SYS SUMM 1
--------------------	-------------------

3: BFS, GNC SYS SUMM 2
------------------------

**C CONFIG CONT ABORT YAW STEER**

CRT1 √ITEM 5 

E	N	A
---	---	---

1: GNC LAUNCH TRAJ	2: GNC SYS SUMM 1
3: BFS, GNC SYS SUMM 2	

-16:00  
(-56:00)

P **MPS He RECONFIG**

R2 MPS He ISOL A,B (six) – OP  
PNEU He ISOL – OP

NOTE

At T-9 there will be a planned  
40 min hold

C **√INTERCOM VOICE**

√Intercom voice with all crewmembers  
prior to entering T-9 hold

**WEATHER UPDATE (if reqd)**

Update Abort winds, RWY and ALTM  
setting

-9:00

(~17:00) P

**CLEAR HARDWARE C/W MEMORY**

C3 C/W MEM – CLEAR

-9:00

(~15:00)

MS1

Activate V10 Recorder

-9:00

**'GO FOR LAUNCH' (All)**

C2 EVENT TIMER – START

F7 √TIME ind – counting down

NOTE

GLS starts

-8:00

P

**CONNECT ESS BUSES TO FC (GLS √@ T-7:24)**

R1 ESS BUS SOURCE FC (three) – ON

-7:30

NOTE

Access arm retract

√ACES gloves

Cinch down shoulder harness and lap belt

1: GNC LAUNCH TRAJ      2: GNC SYS SUMM 1

3: BFS, GNC SYS SUMM 2

3: BFS, SM SYS SUMM 2

-6:15      P      **APU PRE START (GLS √ @ T-5:25)**

- R2      √BLR N2 SPLY (three)      – ON
- √PWR (three)      – ON
- √CNTLR/HTR (three)      – A
- √HYD CIRC PUMP (three)      – GPC
- √cb APU FU TK VLV ENA (six)      – cl
- √APU FU TK VLV (three)      – CL
- √AUTO SHTDN (three)      – ENA
- √SPEED SEL (three)      – NORM
- √OPER (three)      – OFF
- HYD MN PUMP PRESS (three)      – LO
- APU CNTLR PWR (three)      – ON
- FU TK VLV (three)      – OP
- √APU/HYD RDY tb (three)      – gray

\* If any tb not gray, consult \*  
\* LCC before continuing \*

-5:00      P      **APU START (GLS √ @ T-4:05)**

R2      APU OPER (three) – START/RUN

HYD/  
APU      √HYD PRESS ind (three) – LO green

R2      √APU/HYD RDY tb (three) – bp  
         HYD MN PUMP PRESS (three) – NORM

HYD/  
APU      √PRESS ind (three) – HI green

R2      CIRC PUMP (three) – OFF

F7      √PRESS It – off



1: GNC LAUNCH TRAJ	2: GNC SYS SUMM 1
3: BFS, SM SYS SUMM 2	

**C HTR RECONFIG**

L2 FLASH EVAP FDLN HTR (two) – OFF

NOTE

Motion/Vibration may be felt in crew module due to Main Engine gmb1 profile cks at -3:25 and move to start at -3:10

-2:30 **P CLEAR C/W MEMORY**

2: GNC FAULT
3: BFS, GNC FAULT

Verify no unexpected errors  
CRT2, GNC, SPEC 99 PRO  
CRT3

2: GNC SYS SUMM 1
3: BFS, GNC SYS SUMM 1

C3 C/W MEM – CLEAR

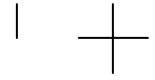
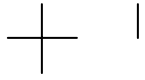
-2:00 **A SUIT PREP**

√Tabs/visor – cl/LES O2 – ON



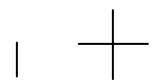
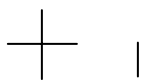
This Page Intentionally Blank



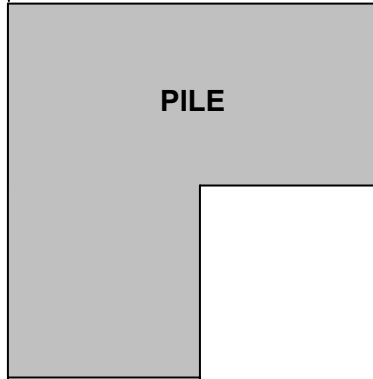


ASCENT PROCEDURES  
(FLIP BOOK)

**BAILOUT  
EGRESS**



TAB TITLE BLANK ON THIS PAGE ONLY  
TOP  
MOUNT ON LEFT SIDE OF BACKBOARD FACING  
'BAILOUT MODE 8'



**ASCENT FLIP BOOK  
(EMERGENCY EGRESS)**

**PRELAUNCH  
MODE 1**

- TABS – RELEASE
- VISOR – CLOSE / LOCK
- SUIT O2 – ON
- GREEN APPLE – PULL
- KNEEBOARDS – REMOVE
- COOLING – DISCONNECT
- SEAT RESTRAINT – RELEASE
- PARACHUTE (four) – RELEASE
- COMM – DISCONNECT
- SUIT O2 – DISCONNECT
- EGRESS SEAT
- HATCH – OPEN MANUALLY
- SLIDEWIRE BASKETS

**POST LANDING  
MODE 5**

- TABS – RELEASE
- VISOR – CLOSE / LOCK
- SUIT O2 – ON
- GREEN APPLE – PULL
- KNEEBOARDS – REMOVE
- COOLING – DISCONNECT
- SEAT RESTRAINT – RELEASE
- PARACHUTE (four) – RELEASE
- COMM – DISCONNECT
- (G-SUIT CLIP – PULL)
- SUIT O2 – DISCONNECT
- PLT – EMER PWR DOWN
- EGRESS SEAT
- SLIDE/ESCAPE PANEL

HOOK

ASC

- BAILOUT  
MODE 8**
- 
- REPORT POSITION**  
 $\sqrt{\text{MACH}} < 1.0$   
 P, R/Y – CSS  
 OPS 305/603 PRO (if reqd)  
 SB – AUTO; BF – AUTO  
 FLY 185-195 KEAS,  $\Phi = 0^\circ$   
 ABORT MODE – ATO  
 ABORT PBI – PUSH  
 P,R/Y – AUTO  
 FLT CNTLR PWR (two) – OFF
- ~50K FT**
- TABS – RELEASE  
 VISOR – CLOSE / LOCK  
 SUIT O2 – ON  
 GREEN APPLE – PULL
- ~40K FT**
- MS3 – VENT CABIN  
 CDR,PLT SEATS – LOWER  
 KNEEBOARDS – REMOVE  
 COOLING – DISCONNECT  
 SEAT RESTRAINT – RELEASE  
 D-RING – UNCOVER
- ~30K FT**
- MS3 – JETTISON HATCH  
 COMM – DISCONNECT  
 (G-SUIT CLIP – PULL)  
 SUIT O2 – DISCONNECT  
 EGRESS SEAT  
 POLE – DEPLOY  
 D-RING – HOOK UP  
 BAILOUT

TOP  
BACK OF 'EMERGENCY EGRESS'

BAILOUT  
EGRESS

**PILE**

**SYS FLIGHT RULES**

	RTLS	TAL
<b>OMS</b> – 2 He TKs		
– 1 OX & 1 FU TKs (diff pods)		X
– 2 OX or 2 FU TKs		X
<b>APU/HYD</b> – Impending loss of all capability	X	X
<b>CABIN LEAK</b> – (-EQ dP/dT > .15)	X	X
<b>CRYO</b> – All O2(H2)	X	X
<b>2 FREON LOOPS</b> ↓ [Accum Qty (↓ and decr) and/or Flow (↓)]	X	X
<b>2 MAIN BUSES</b> ↓	X	
<b>THERMAL WINDOW PANE</b>	X	

**NO COMM MODE BOUNDARIES**

<b>NEG RETURN (104)</b>	8100	<b>2 ENG ZZA (104)</b>	6000
<b>PRESS TO ATO (104)</b>	10700	<b>ABORT TAL ZZA (4)</b>	
<b>SE OPS 3 (109)</b>	12100	<b>EO VI</b>	<input type="text"/>
<b>SE ZZA (104)</b>	14300	<b>SE OPS 3 ZZA (109) (4)</b>	<input type="text"/>
<b>PRESS TO MECO (104)</b>	16400	<b>SE ZZA (104) (4)</b>	<input type="text"/>
<b>SE PRESS (104)</b>	18800		
<b>NEG MRN (2 @ 67)</b>	20000	<b>2 ENG MRN (104)</b>	5900
<b>LAST PRE MECO TAL</b>	23000	<b>ABORT TAL MRN (3)</b>	
<b>LAST TAL</b>		<b>EO VI</b>	<input type="text"/>
YJT	19900	<b>SE OPS 3 MRN (109) (3)</b>	<input type="text"/>
YYT	20200	<b>SE MRN (104) (3)</b>	<input type="text"/>
YQX	21900		
IKF	23700	<b>2 ENG FMI (104)</b>	6300
INN	24000	<b>ABORT TAL FMI (29)</b>	
BEJ	24300	<b>EO VI</b>	<input type="text"/>
FFA, MRN	24400	<b>SE OPS 3 FMI (109) (29)</b>	<input type="text"/>
KBO	24500	<b>SE FMI (104) (29)</b>	<input type="text"/>
ESN	25000		
ZZA, KKI	25100		
FMI	25200		
JDG	25300		

**HOOK**

**ASCENT PROCEDURES**

R180	LVLH	
.83M	√P <sub>c</sub> → 72%	
1.18M	√P <sub>c</sub> → 104%	
Pc < 50+5 s	√SRB SEP (Backup AUTO SEP 2:21)	
	√TMECO	
	* If <u>NOT STABLE</u> (10 sec):	*
	* NO COMM – CSS & MAN THROT	*
MM103+10 s	√OMS assist	
	Close suit O2, open visor	
3:00	√EVAP OUT (T < 60)	
	* If Systems ABORT reqd:	*
	* RTLS at 3:40 or	*
	* TAL Select prior to 23000	*
	* Otherwise Manual MECO 23700	*
V <sub>I</sub> = 13.2K	√Roll Heads Up	
	* If Man Throttle (3 eng):	*
	* Man Shutdn at 25700	*
	* If 1 eng:	*
	* TRAJ √SERC ON	*
MECO	√V <sub>I</sub> = 25819	
MECO+20 s	√ET SEP	
	* If 'SEP INH':	*
	* ET SEP – MAN	*
	* If Rates > .7,.7,.7:	*
	* MPS PRPLT DUMP SEQ – STOP	*
	* Null rates	*
	* ET SEP – SEP	*
	* Post ET Sep -Z xlation:	*
	* MPS PRPLT DUMP SEQ – GPC	*
	* If Rates < .7,.7,.7:	*
	* Assume Feedline Fail	*
	* If V <sub>I</sub> < 25760:	*
	* OPS 104 – PRO (√BFS 104)	*
	* NOTE: Expect – 'Illegal Entry' (PASS)	*
	* 'Illegal TIG' (BFS)	*
▶ MM104+2 s	If ET Sep complete and HA > 72:	
	+X xlation for 11 sec	
	√TGTS	
	√ASC PKT for failures	
	If OMS 1 not reqd:	
	OMS ENG (two) – OFF	
	Go to <u>POST OMS 1</u>	

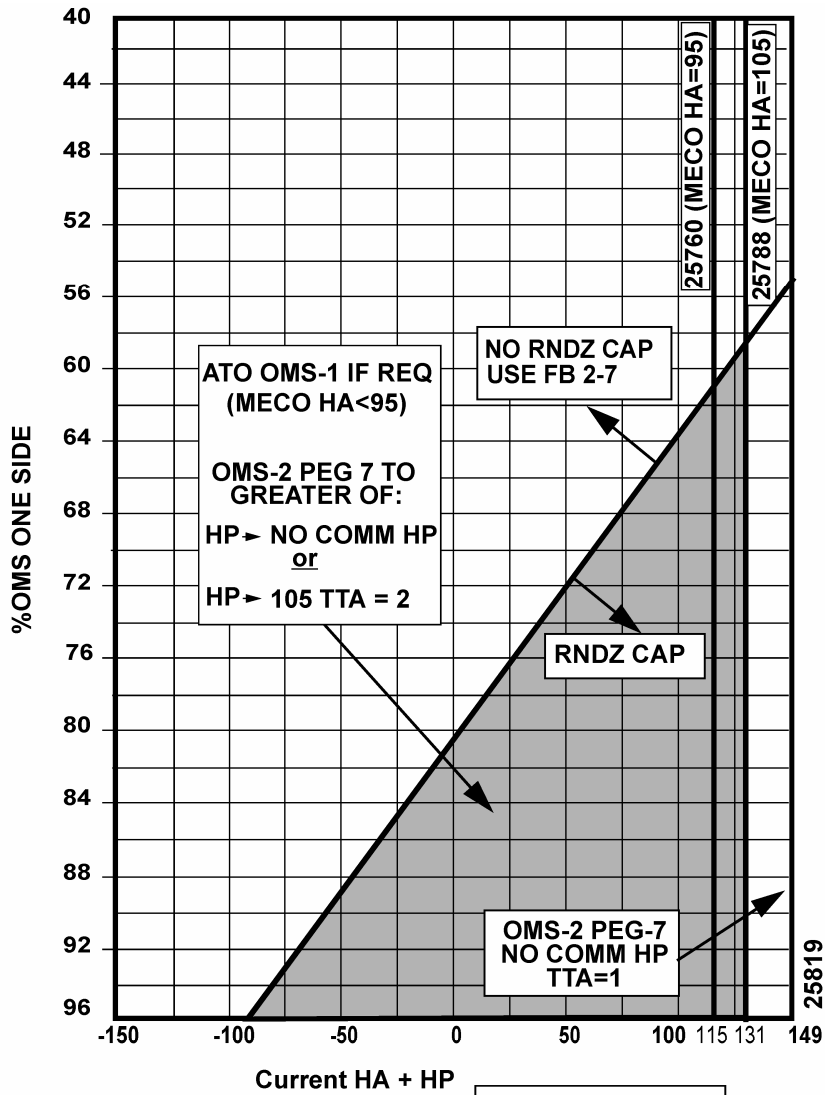
**OMS 1  
TGTING**

TOP  
BACK OF 'ASCENT PROCEDURES'

PILE

STS-120 OCFR1 CY  
OMS 1/2 TGTING  
RENDEZVOUS RECOVERY

ASC



	PLANAR WINDOW	
	1	2
NOMINAL OMS-2 HT		
NO COMM OMS-2 HP		

FB 2-6

ASC/120/FIN 2



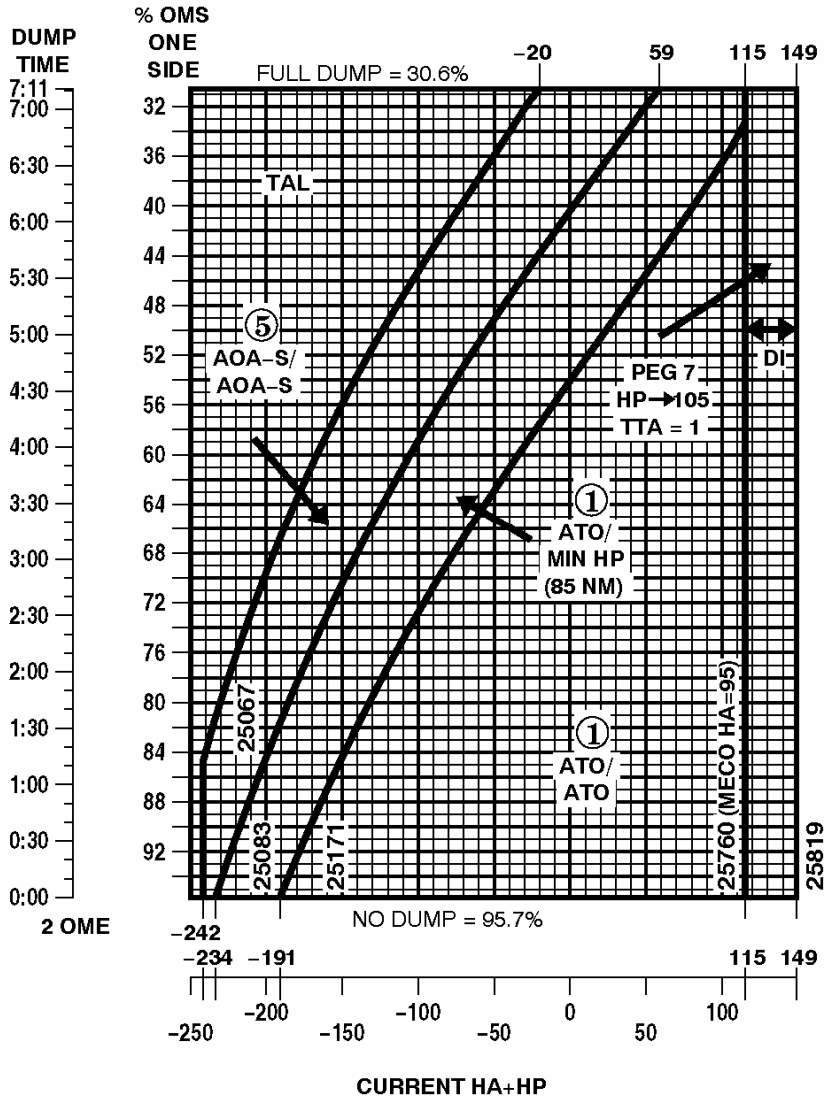
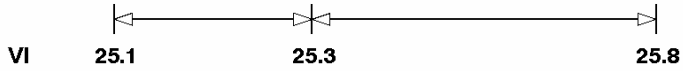
TOP

# STS-120 OCFR1 CY OMS 1/2 TGTING

HOOK

OMS 1 TIG:  
MECO+2

TTA=2



OMS 1  
BURN

POST NOMINAL  
OMS ASSIST

% OMS/SIDE  
71

DUMP TIME  
2:45

FB 2-7

ASC/120/FIN

PILE

OMS 1 BURN

OMS 1  
TGTING

\* **IF TIG LATER THAN MECO + 6 min:**

\* MECO + 4 min:  $\sqrt{\text{BDY FLP pb - lt off (MPS dump complete)}}$

\*  $\sqrt{\text{MCC for APU shutdn (if time permits)}}$

\* **FEEDLINE FAIL:**

\* Expect 'Illegal Entry' (PASS)/'Illegal TIG' (BFS) @ tgt select

\* pre ET Sep; input TIG manually & LOAD tgt

\* If TIG > MECO + 6 min:

\* TIG-1:30 or MECO + 6 min (whichever comes first):

\* ET SEP - SEP >>

\* If TIG < MECO + 6 min:

\* MPS PRPLT DUMP SEQ - STOP

\* TIG-1:30: ET SEP - SEP

\* Post ET SEP -Z xlation:

\* MPS PRPLT DUMP SEQ - GPC

\* **1 OMS ENG FAIL and  $\Delta\text{VTOT} > 500$ :**

\* Burn good OMS + l'cnct both OMS to RCS, THC +X at TIG

DAP - AUTO/DISC

$\sqrt{\text{ENG/TRIM CONFIG, LOAD TGTS, MNVR - (}\sqrt{\text{INRTL}}\text{)}}$

OMS XFEED (four) - OP

$\sqrt{\text{CNTLR PWR (two) - ON}}$

$\sqrt{\text{OMS ENG (two) - ARM/PRESS}}$

Note  $\Delta\text{VTOT}$  \_\_\_\_\_ TIG   :

-:15 EXEC

:00 TIG; start watch ( $\sqrt{\text{Pc, } \Delta\text{VTOT, ENG VLVs}}$ )

\* **OMS ENG FAIL:**

\* Failed ENG - OFF

\* If  $\Delta\text{VTOT} < 500$ :

\* At QTY = 5%, good OMS TK ISOL (two) - CL

\* If  $\Delta\text{VTOT} > 500$ :

\* RCS XFEED (four) - OP

\* RCS TK ISOL (six) - CL

\* THC +X

\* At first QTY = 5%, good OMS TK ISOL (two) - CL

\* At second QTY = 5%, THC - Release

\* **RCS COMPLETION:**

\* Interconnect to either

\* OMS that was ENG FAIL

\* THC +X (OMS% vs RCS  $\Delta\text{V}$ )

\* OMS TK SW (if reqd)

**CUTOFF**

+:02 OMS ENG (two) - OFF

Trim inplane X,Z residuals < 2 fps

OMS XFEED (four) - CL ( $\sqrt{\text{RCS straightfeed}}$ )

HOOK

**OMS 1 BURN MONITOR**

<b>OMS TEMP*</b>	<b>L R</b>	
FU IN P ≥	225	220
≤	205	204
or No FU IN P		
		OMS ENG FAIL OMS ENG FAIL (PRPLT FAIL if 1 Pod Feed)
<b>OMS PC* &amp; OMS ↓ (BFS: √accel)</b>		OMS ENG FAIL
<b>OMS OX/FU TK P (√ENG IN P)</b>		
OX/FU LOW		He PRESS/VAP ISOL (two) – OP If aff TK P not incr: He PRESS/VAP ISOL (two) – CL At Good OMS Qty = 5% OMS XFEED (four) – CL
OX & FU HIGH		He PRESS/VAP ISOL (two) – CL OMS XFEED (four) – CL Cycle He A(B) to maintain TK P 234-284
<b>OMS He TK P LOW</b> (√[OMS/MPS])		At He P < 640 √OMS XFEED (four) – OP Aff OMS TK ISOL (two) – CL At Good OMS Qty = 5% OMS TK ISOL (four) – OP XFEED (four) – CL
<b>OMS N2 REG P HIGH or LOW</b>		OMS ENG – ARM
<b>OMS N2 TK P LOW</b> (√[OMS/MPS])		At N2 TK P < 470: OMS ENG – ARM
<b>OMS GMBL</b>	PRI fail	L(R) OMS GMBL – SEC (twice)
	SEC fail	If high RCS usage: OMS ENG FAIL
<b>GPC</b>	<b>1(4) &amp;</b> Burning OMS aff	aff GPC PWR – OFF If SEC GMBL avail: aff MDM FF 1(4) – OFF,ON L(R) OMS GMBL – SEC (twice)
		SEC GMBL lost
	2 FAs lost	√MAN SHUTDN
<b>I/O ERROR FA</b>	<b>1(4)</b>	L(R) OMS GMBL – SEC
		I/O RESET (if recov: BFS I/O RESET) If high RCS usage: OMS ENG FAIL
	2 FAs lost	√MAN SHUTDN
<b>BCE STRG D</b>		I/O RESET (if recov: >>)
	<b>1(4)</b>	If high RCS usage: L(R) OMS GMBL – SEC (twice)
<b>I/O ERROR PCM</b>		OI PCMMU PWR – 2(1)

OMS 2  
TGTING

\*If XFD, BLDN, or sensor fail, monitor ENG IN P for off-nominal performance

TOP  
BACK OF 'OMS 1 BURN MONITOR'

PILE

**OMS 2 TARGETING**  
(DIR INSERTION)

**OMS 1  
BURN**

FAILURE	OMS 2 TARGET
OMS – 2 N2 TKs (Perform burn Single OMS Eng) – 2 OMS ENGs – 1 or 2 He TKs – 1 PRPLT TK EPS – MNA & B, MNB & C MNA & C ET SEP	PEG 7; TTA = 1 CUTOFF HP = <span style="border: 1px solid black; padding: 2px;">85</span>
OMS – 2 OX or 2 FU TKs – 1 OX & 1 FU TK diff PODs	AOA-S
2 FREON LOOPS [Accum Qty (↓ and decr) and/or Flow (↓)] 2 H2O LOOPS CABIN LEAK (-EQ dP/dT ≥ .08)	AOA
APU/HYD – impending loss of all capability	AOA
CRYO – All O2(H2)	AOA

OMS

He	%	He	%
4650	95.6	2830	50
4430	90	2430	40
4030	80	2030	30
3630	70	1630	20
3230	60	1230	10
		830	0

TOP

HOOK

ATO

NOTE

These tables apply only after ATO OMS 1 burn (ITGT = 1, AOA to KSC). Assumes OMS and ARCS deorbit

DUAL POD - OMS REQUIRED				
Includes 9.1 % Unusable ( 4.6 % per pod)				
POST OMS 1 HP	ATO OMS 2 & STEEP D/O BURN (%)	MIN HP OMS 2 & SHALLOW D/O BURN (%)	AOA STEEP D/O BURN (%)	AOA SHALLOW D/O BURN (%)
95	38.6	20.1	34.9	21.7
90	40.0	17.8	32.6	18.5
85	41.7	16.3	30.2	15.6
80	43.6	15.9	27.6	12.8
75	45.6	17.6	24.5	9.9
70	47.4	19.6	21.5	9.1
65	48.6	21.0	19.1	9.1
60	49.5	22.3	18.5	9.1
55	49.9	23.4	19.4	9.1
50	50.6	24.7	19.2	9.1
45	---	26.1	21.8	9.1

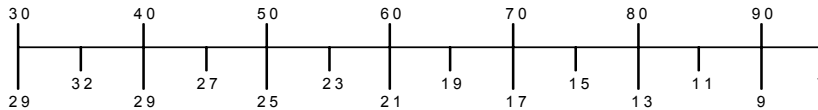
STS-120 OCFR1 CY

SINGLE POD - OMS REQUIRED				
Includes 4.6 % Unusable				
POST OMS 1 HP	ATO OMS 2 & STEEP D/O BURN (%)	MIN HP OMS 2 & SHALLOW D/O BURN (%)	AOA STEEP D/O BURN (%)	AOA SHALLOW D/O BURN (%)
95	34.1	15.5	30.4	17.1
90	35.4	13.2	28.1	14.0
85	37.1	11.7	25.7	11.1
80	39.0	11.3	23.1	8.3
75	41.1	13.0	20.0	5.3
70	42.9	15.1	17.0	4.6
65	44.1	16.4	14.6	4.6
60	45.0	17.8	13.9	4.6
55	45.4	18.9	14.9	4.6
50	46.1	20.1	14.7	4.6
45	---	21.5	17.2	4.6

RTL

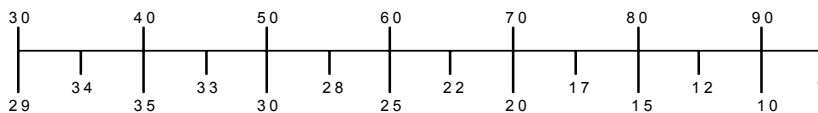
OMS BLOWDOWN

LEFT OMS GAGE QTY (%)



LEFT OMS BLDN EQUIV (%)

RIGHT OMS GAGE QTY (%)



RIGHT OMS BLDN EQUIV (%)

FB 2-11

ASC/120/FIN

**PILE**

**RTLS CDR**

Abort initiated:  
After 2:30 (2 eng)  
At 3:40 (3 eng)

**ABORT RTLS**

- \* No joy: \*
- \* OPS 601 PRO \*

√GUIDANCE STATUS on RTLS TRAJ



Expect PPA when GUID % to go = 0

- \* If GUID 'INH': \*
- \* √UNCONVERGED GUID TABLE \*
- \* MAN PPA per PRPLT \*
- \* REMAINING \*
- \* After GUID CONVERGE: \*
- \* P,R/Y AUTO/AUTO THROTTLE \*

**WINDS**

50K	/
38	/
28	/
20	/
12	/
7	/
3	/
1	/
SURF	/
<b>SPDBK @ 3000 FT</b>	

After PPA: √BFS ITEM 1 (\*)

TRAJ √Bugs, HSI √, 

Pitchdn ( $\beta = 0^\circ$ ,  $\alpha = -2^\circ$ )

----- **MECO** ----- **MECO** -----

**OMS 2  
TGTING**

- √ET SEP (MECO + 16 sec)
- √MM602 ( $\alpha > 10^\circ$  and SEP + 10 sec)
- √P,R/Y, SPDBK, BDY FLP – AUTO
- $\alpha = 50^\circ$  until ~1.8g, maintain 2.2g

Adjust seat

$\dot{H} > -320 \uparrow$  VERT SIT √ $\alpha$  vs Mach  
V = 5K √RUD, AIL TRIM  
& EAS < 333 ↓ AIR DATA PROBE (two) – Deploy (√Heat)

M = 3.2 √SPDBK → 65%  
M = 2.7 L HUD PWR – ON

\* If M < 2.5, P CSS for ADTA to G&C incorp \*

M = 2.0 Ensure ADTA to G&C else THETA limits  
M < 1.0 P,R/Y – CSS, √SPDBK CMD vs POS  
√NWS – 1

Lock Inertia Reels

POST LANDING: ENT, POST LDG

RTLS PLT

HOOK

If CSS: MAN THROT  
Man MECO

$\sqrt{P_c} = 104\%$  (2 eng)/69% (3 eng)  
 $\sqrt{DUMP}$

**UNCONVERGED GUIDANCE TABLE**

ENG OUT	OUTBOUND INITIAL $\theta$	PITCHAROUND at % (8°/sec)	FLYBACK INITIAL $\theta$
Liftoff	60°	44%	64°
:30	56°	47%	63°
1:00	57°	47%	63°
:30	56°	48%	62°
2:00	49°	51%	61°
:30	42°	51%	52°
3:00	38°	52%	50°
:30	34°	53%	48°
4:00	Last RTLS	52%	46°

$\sqrt{P_c}$  at PPA + 20 sec

- \* If  $P_c = 104\%$  (2 eng): \*
- \* **G51** MAX THROT – ITEM 4 (\*) \*

Pitchdn:  $\sqrt{P_c} \rightarrow 67\%$

**MECO** ----- **MECO**

KEAS = 77  $\sqrt{SPDBK} \rightarrow 81\%$   
 $\sqrt{ET}$  DOORS – Closed and latched (MECO +1:30)  
 $\sqrt{ET}$  SEP, SRB SEP – AUTO

Adjust seat

**G50**  $\sqrt{TACANS}$  and GPS, INCORPORATE

- \* If KSC TACAN Fail: \*
- \* TACAN Ch 097X (COF), ITEM 5 EXEC \*

**G50**  $\sqrt{AIR DATA}$ , INCORPORATE

MM603 HYD MPS/TVC ISOL VLV (three) – CL  
(hold 5 sec, tb-CL)

H = 85K MLS (three) – ON  
If Rwy 33(15): MLS CH (three) – 6(8)  
I/O RESET

M = 2.7 R HUD PWR – ON

M < 1.0  $\sqrt{R}$  FLT CNTLR PWR – ON

Lock Inertia Reels

M = 0.7  $\sqrt{LG}$  EXTD ISO VLV – OP

H = 10K  $\sqrt{BDY}$  FLP – TRAIL  
 $\sqrt{A/L}$  (KSC – Tabs, Visors, Suit O2)

POST LANDING: ENT, POST LDG

TAL

TOP  
BACK OF 'RTL5 PLT'

**PILE**

**TAL CDR**

If  $V_1 > [23000]$  manual MECO  $[23700]$ , go to post MECO  
ABORT TAL  
 $[G50]$   $\sqrt{\text{SITE \& RWY (PASS/BFS), \sqrt{HDG}}$

TAL	HDG
ZZA 010	
MRN 016	
FMI 006	

\*LO XRNG

SITE	RWY	TACANS	ITEM 5	MLS	LENGTH
2	BEN 36/18	MAK 80 (DME)	CBA 116 (DME)	-/-	13720/13220
3	MRN 20/02	MRN 100	AOG 23	6/-	11730/11730
4	ZZA 30L/12R	ZZA 64	ZAR 77 (DME)	6/-	12200/12200
12	BEN 36/18	MAK 80 (DME)	CBA 116 (DME)	-/-	13720/13220
13	*MRN 20/02	MRN 100	AOG 23	6/-	11730/11730
14	*ZZA 30L/12R	ZZA 64	ZAR 77 (DME)	6/-	12200/12200
19	YJT 09/27	YJT 78	YDF 80 (DME)	-/-	9500/9500
20	YYT 29/11	UYT 23	YYT 82 (DME)	-/-	8500/8500
21	YQX 21/31	YQX 74	IQX 32 (DME)	-/-	9700/8900
23	LAJ 15/33	TRM 109	LAJ 45	-/-	10870/10870
24	BEJ 01L/19R	MOJ 37	BEJ 105	-/-	10820/10820
25	IKF 20/29	KEF 57	HL 44 (DME)	-/-	9520/9560
26	INN 06/24	SHA 80 (DME)	CRN 37 (DME)	-/-	9540/9540
27	FFA 27/09	FFA 81	BZN 56	-/-	9490/9490
28	KBO 14L/32R	GIX 18	DOR 23Y (DME)	-/-	12020/12020
29	FMI 33/15	FMI 16	NIM 53	6/-	11300/12300
30	ESN 03R/21L	BAG 78 (DME)	BUK 90 (DME)	-/-	11800/11800
31	KKI 15R/33L	RIY 92	KIA 80	-/-	13300/13300
32	JDG 31/13	NKW 57	NKW 57	-/-	12000/12000

\* If second eng fails:  $[TRAJ]$   $\sqrt{\text{SERC ON}}$  \*  
\*  $[G50]$   $\sqrt{\text{SITE (\sqrt{Redes card})}}$  \*

$V_1 = [15.0K]$   $\sqrt{\text{Roll Heads Up}}$

----- **MECO**  $V_1 \sim 24.0K @ \text{CO mark}$  ----- **MECO** -----

MECO+20 s  $\sqrt{\text{ET SEP, \sqrt{AUTO -Z TRANS}}$   
MECO+37 s  $\sqrt{\text{MM104}}$

**Abort TAL (if reqd):**

$\sqrt{\text{TAL flag set: [G50] ITEM 41 = TAL SITE (any site)}}$   
 $\sqrt{\text{MECO } V_1 \text{ vs HI/LO Energy (TAL PLT)}}$   
 $\sqrt{\text{Rates } < .5^\circ/\text{sec; } \theta > 15^\circ, Y = 0 \pm 30^\circ}$   
**PASS, OPS 301 PRO ( $\sqrt{304}$ )**

\* No joy in 68 sec: BFS - ENGAGE \*  
\* BFS, OPS 301 PRO \*

----- **MM304** -----

BFS, OPS 301 PRO ( $\sqrt{304}$ )  
 $[G50]$   $\sqrt{\text{SITE, RWY, TACAN}}$   
S/B & ALTM (PASS/BFS)

$[TRAJ]$   $\sqrt{\text{BUGS, [HSI] } \sqrt{\text{H}}}$ , RANGE,  $[AMI]$   $\sqrt{\alpha = 43^\circ}$

\* Low energy:  $[TRAJ]$  ITEM 3 (Lo Energy ENA) \*  
\* If Variable/man 37: Pitch - CSS at  $\alpha = 37^\circ$  \*  
\* Pitch - AUTO when  $\dot{H} = 0 \uparrow$  (2nd pullout) \*

$V = 10K$   
 $V = 7K$

$\sqrt{\text{SPDBK}} \rightarrow 81\%$

Go to **ENTRY MANEUVERS SURF WIND**  
(Cue Card)

**SPDBK @ 3000 FT**

ALTM	/
AIM PT	
SPDBK	

RTL5



TAL PLT



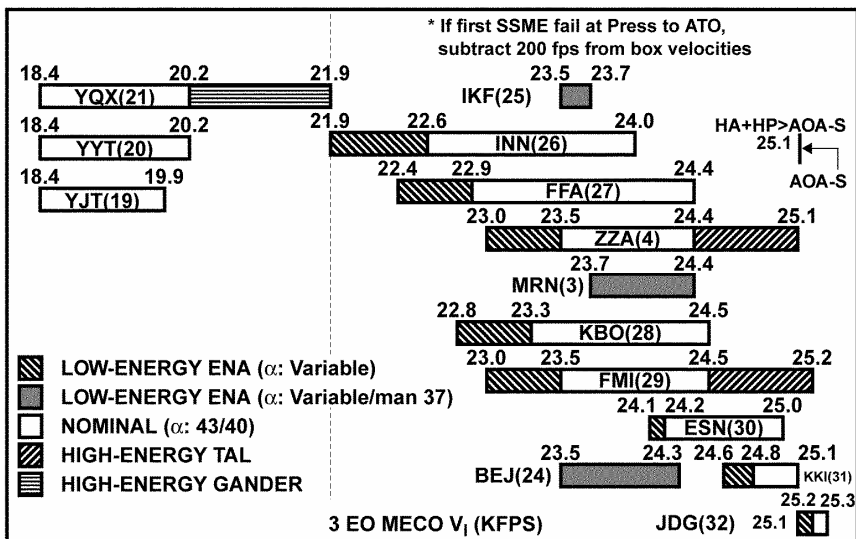
√OMS DUMP

- \* If second eng fail: \*
- \* **G51** DUMP – ITEM 6 (\*), 7 (\*) \*
- \* If OMS He PRESS < 2K: DUMP STOP \*
- \* Failed ME SHUTDN pb (two) – push \*

√AUTO THROT

- \* If STUCK TAL: \*
- \* When MPS PRPLT = 2%: \*
- \* MAN THROT, P<sub>C</sub> → 67% \*
- \* AUTO THROT \*

----- MECO -- V<sub>I</sub> ~24.0K @ CO mark ----- MECO -----



----- MM304 -----

√OMS DUMP

√ET DOORS – Closed and latched (MM304 +1:30)

V = 19K HYD MPS/TVC ISOL VLV (three) – CL  
(hold 5 sec, tb-CL)

**G50** √GPS, INCORPORATE

V = 10K \* If RCS < **57** % either side: \*

\* **G51** AFT RCS INH, ITEM 13 EXEC \*

V = 7K MLS (three) – ON (√channels)  
I/O RESET

Go to ENTRY MANEUVERS (Cue Card)

ECAL

TOP  
BACK OF 'TAL PLT'

PILE

**POWERED ECAL**

**G51** √MAX THROT – ITEM 4 (\*)


√ADI (two) – REF

√θ → 60°, Yaw → 45°

√Roll to Heads Up

**G50** Select SITE and TACAN

When EAS > 4 and incr:

√Yaw to 

√Pitch down at 3°/sec

√MECO, ET SEP

**ET SEP + 8s: CSS, pull to α = 58° at 4°/sec, AUTO**

√MM602 (BFS, OPS 602 PRO)

Go to ECAL ENTRY

**2 E/O ECAL (51.6°)**

Velocity (VI)			Location	Site	RWY	TACANs
IP - 2:30	In Plane	IP + 2:30				
*5.3-6.8	*5.3-6.7	*5.3-6.7 6.8-7.3	Wilmington	6	ILM 06	ILM 117
*6.8-8.6	*6.7-6.9 6.9-8.1 *8.1-8.4 RTLS	6.7-7.9 *7.9-8.0 RTLS	Cherry Point	7	NKT 32L	EWN 83 (D)
*8.6-9.7	*8.4-8.6 8.6-9.3	*8.0-8.1 8.1-9.8	Oceana NAS	8	NTU 32R	NGU 48
*9.7-10.5	9.2-9.9 *9.9-10.2	8.6-10.5	Wallops	9	WAL 28	SBY 49
	*10.2-10.5	9.5-11.2	Atlantic City	11	ACY 31	CYN 81
	10.5-12.3	10.1-12.7	Gabreski	15	FOK 06	HTO 83
*10.5-10.9 10.9-13.3	10.7-13.4	10.5-13.7	Otis ANGB	16	FMH 32	BOS 74
	11.5-13.2	11.1-13.9	Pease Int'l	17	PSM 34	ENE 118

\*Probable bailout region

(D) - DME only

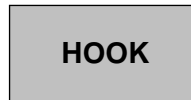
**3 E/O ECAL (51.6°)**

MM 602 Velocity (Vrel)			Location	Site	RWY	TACANs
IP - 2:30	In Plane	IP + 2:30				
*5.3-6.6	*5.3-6.6	*5.3-6.7	Wilmington	6	ILM 06	ILM 117
*6.6-8.9	*6.6-8.7	*6.7-7.3 7.3-8.0 *8.0-8.6	Cherry Point	7	NKT 32L	EWN 83 (D)
*8.9-10.2	*8.7-10.0	*8.6-9.7	Oceana NAS	8	NTU 32R	NGU 48
*10.2-10.9	*10.0-10.7	*9.7-10.6	Wallops	9	WAL 28	SBY 49
	*10.7-11.0	*10.6-11.0	Atlantic City	11	ACY 31	CYN 81
*10.9-11.9 11.9-13.9	*11.0-11.6 11.6-14.4	*11.0-11.2 11.2-14.7	Otis ANGB	16	FMH 32	BOS 74
	11.8-12.4	11.2-13.0	Gabreski	15	FOK 06	HTO 83
	12.8-13.8	12.9-14.2	Pease Int'l	17	PSM 34	ENE 118
13.5-17.2	13.3-17.4	13.1-17.2	Halifax Int'l	18	YHZ 23	UAW 38
15.2-18.0	15.0-18.0	14.9-18.0	Stephenville	19	YJT 09	YJT 78
15.4-18.0	15.3-18.0	15.3-18.0	St. Johns Int'l	20	YYT 29	UYT 23
15.5-18.0	15.4-18.0	15.2-18.0	Gander Int'l	21	YQX 21	YQX 74
		17.3-17.6	Goose Bay	22	YYR 26	UYR 40

\*Probable bailout region

(D) - DME only

TAL



HI-ENER  
GANDER

**ECAL ENTRY**

If 3 OUT ECAL or 2 OUT SECOND GREEN:

**G50** Select SITE and TACAN  
BFS, OPS 602 PRO

Before NZ Hold:

RHC/PNL TRIM – ENA  
If M < 5, √AIL/RUD TRIM

BFS, **G50** √SITE and TACAN

Nz Hold:

Expect prebank = 20° if TGT Nz < ~3.3g and ΔAZ > 20°  
At H = -600 ↑ expect initial bank 2xΔAZ (70° max)  
If E/W ≥ STN, expect bank = 70° until ΔAZ increased to 15-30°  
past site, then 2xΔAz

**G50** √TACANS and GPS, INCORPORATE

M < 5 and EAS < 333 ↓:

AIR DATA PROBE (two) – Deploy (√Heat)

**G50** INCORPORATE Air Data ASAP

M = 3.2: √OPS 603

Select UHF-G T/R

**NO COMM ECAL LNDG CRITERIA**

@H = 70K, √Range:

- \* If Range < 28 nm or Range > 54 nm: \*
- \* P, R/Y CSS \*
- \* Bank (≤ 30°) to HDG 120° \*
- \* Go to BAILOUT \*

**G50** √SPDBK (ITEM 39) per ECAL LANDING Table

**ECAL LANDING:**

Runway Length + Ovrn	Spdbk	MGTD	Distance
≥ 11,000'	NOM	205	2500
≥ 8500 to < 11,000'	SHORT	205	1500
< 8500'	ELS	195	1000

MAIN GEAR TD: EARLY CHUTE, DEROTATE, √SPDBK – 100%

NOSE GEAR TD: BRAKE – as reqd

- \* If 5K' remaining and V > 140 KGS – MAX BRAKING \*
- \* (smooth application, not < 2 sec) \*

Go to RTLS (enter POST-MECO M = 2.7 step) or BAILOUT

ECAL



MM104

### HIGH-ENERGY GANDER CDR

**Abort TAL:**

√TAL flag set: **G50** ITEM 41 = TAL SITE (any site)  
√Rates < .5°/sec;  $\theta > 15^\circ$ ,  $Y = 0 \pm 30^\circ$   
**PASS, OPS 301 PRO (√304)**

-----**MM304**-----

MM304 P, R/Y – CSS  
√VREL

VREL	ROLL (CSS)	ALPHA (CSS)
VREL ≥ 19,900	0°	55°
VREL < 19,900	0°	50°

$\dot{H} = -800 \uparrow$  Roll towards site ( $\phi \sim 80^\circ$ ), initial target  $\dot{H} = -350$ , hold initial Alpha per table  
**G50** Hold 3.0g Nz using roll

- \* If Nz ≥ 3.5: \*
- \* Reduce Alpha ( $40^\circ < \alpha < 55^\circ$ ) and \*
- \*  $\dot{H}$  until Nz < 3.5 \*

**Orbiter bug below upper line or V = 6K** Pitch down at 1°/sec, center needles, P, R/Y – AUTO

Go to ENTRY MANEUVERS (Cue Card)

## HIGH-ENERGY GANDER PLT

HOOK

## -----MM304-----

BFS, OPS 301 PRO (√304)

**G50** Select Site YQX – ITEM 41 +2 1**TRAJ** √BUGS, **HSI** √  $\hat{H}$ , RANGE√ET DOORS – closed and latched  
(MM304 +1:30) **$\dot{H} = -800\uparrow$**  Monitor  $\dot{H}$ , Nz**When  $\dot{H}$   
stabilizes** Ensure Nz stays < 3.5**Monitor  
Traj** Report when orbiter bug reaches upper line**Orbiter bug  
below  
upper line  
or V = 6K** Monitor pitchdown at 1°/sec to center needles,  
√P,R/Y – AUTO**V = 19K** HYD MPS/TVC ISOL VLV (three) – CL  
(hold 5 sec, tb-CL)**V = 15K** **G50** √RWY, TACAN, S/B, ALTM  
(PASS/BFS)**V = 10K** \* If RCS < **57** % either side: \*  
\* **G51** AFT RCS INH, ITEM 13 EXEC \***V = 10K** √SPDBK → 81%  
Go to ENTRY MANEUVERS (Cue Card)HI-ENER  
TAL



**PILE**

**HIGH-ENERGY TAL CDR**

MM104

**Abort TAL:**

√TAL flag set: **G50** ITEM 41 = TAL SITE (any site)  
√Rates < .5°/sec;  $\theta > 15^\circ$ ,  $Y = 0 \pm 30^\circ$   
**PASS, OPS 301 PRO (√304)**

**HI-ENER  
GANDER**

-----**MM304**-----

MM304

P, R/Y – CSS  
√VREL

VREL	ROLL (CSS) 4-5°/sec	ALPHA (CSS)
VREL ≥ 23,800	180°	80° ( $\theta = 280^\circ$ )
23,300 ≤ VREL < 23,800	180°	55°
VREL < 23,300	0°	55°

$\dot{H} = -200 \downarrow$  If Alpha = 80°, push to Alpha = 55° ( $\theta = \sim 305^\circ$ )

**Earlier of**  
 $\dot{H} = -600 \downarrow$   
**or Guid Init** Roll Heads Up at 4-5°/sec, maintain Alpha = 55°

$\dot{H} = -500 \uparrow$  R/Y – AUTO (√Rolls toward site before  $\dot{H} > +200$ ) |  
Limit roll to 90° until V = 6K:  
TRAJ Roll CMD > 90° R/Y CSS @ 90°  
< 90° R/Y AUTO

**Orbiter bug below upper line** When commanded drag ( $\leftarrow$ ) < 40:  
Pitch down at 0.5°/sec, center pitch needle,  
P – AUTO

**V = 6K** If energy still high:  
Pitch down at 1°/sec, center pitch needle,  
P, R/Y – AUTO

Go to ENTRY MANEUVERS (Cue Card)



## HIGH-ENERGY TAL PLT

HOOK

## -----MM304-----

BFS, OPS 301 PRO (√304)

[G50] If [FMI] GO TAL Site – Select [FMI] –  
ITEM 41 + [29]

Otherwise, select best Wx site [ZZA] (Site 4)  
or [FMI]

[TRAJ] √BUGS, [HSI] √<sup>H</sup>, RANGE

√ET DOORS – closed and latched  
(MM304 +1:30)

**Guid Init:**  
(D = 3, q̄ = 8,  
EAS = 48)

- \* If no comm and [ZZA/FMI] \*
- \* initial Commanded Drag (←) ≥ [35] , \*
- \* [G50] Select Site [ESN] – ITEM 41 + [30] \*
- \* \*

**V = 19K** HYD MPS/TVC ISOL VLV (three) – CL  
(hold 5 sec, tb-CL)

**V = 15K** [G50] √RWY, TACAN, S/B, ALTM  
(PASS/BFS)

**V = 10K** \* If RCS < [57] % either side: \*

- \* [G51] AFT RCS INH, ITEM 13 EXEC \*

**V = 10K** √SPDBK → 81%

**V = 7K** MLS (three) – ON (√channels)  
I/O RESET

Go to ENTRY MANEUVERS (Cue Card)

ABORT  
DUMPS

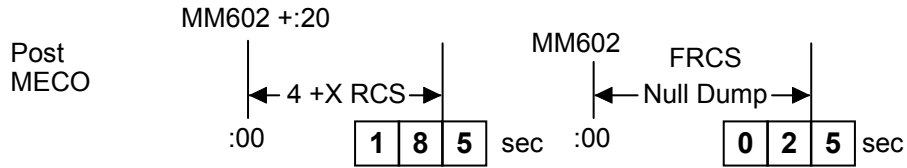
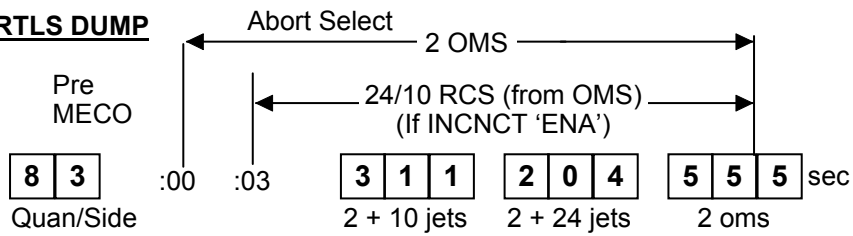
TOP  
BACK OF 'ECAL ENTRY'

**PILE**

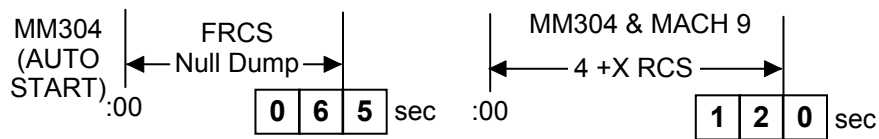
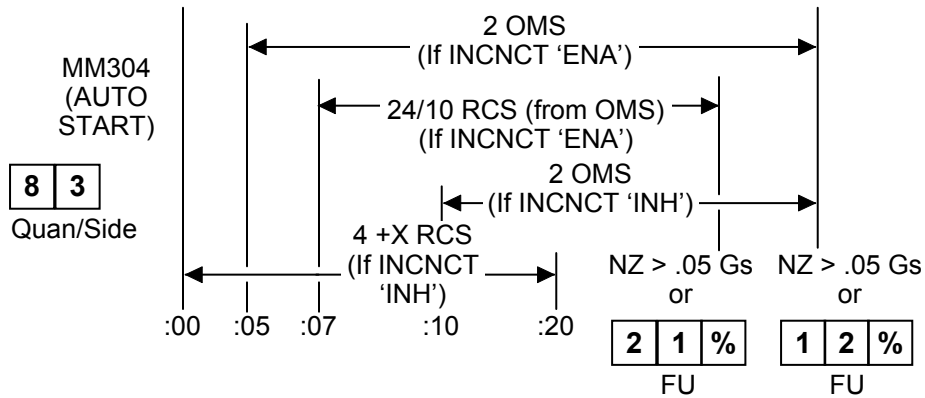
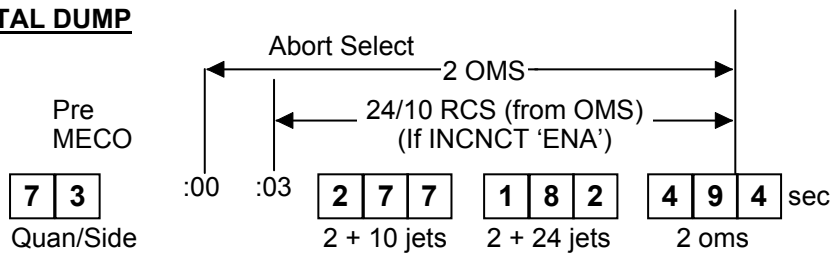
**RTLS/TAL DUMPS**

HI-ENER  
TAL

**RTLS DUMP**



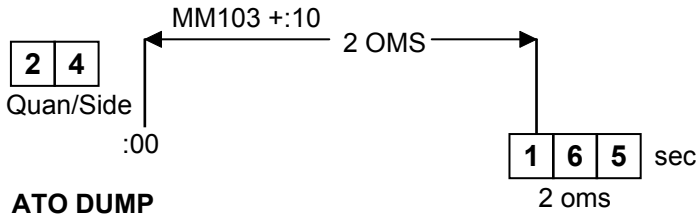
**TAL DUMP**



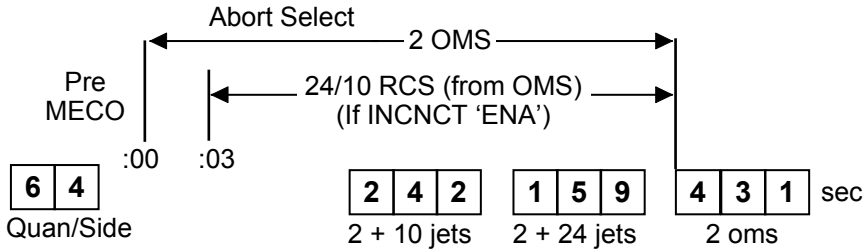




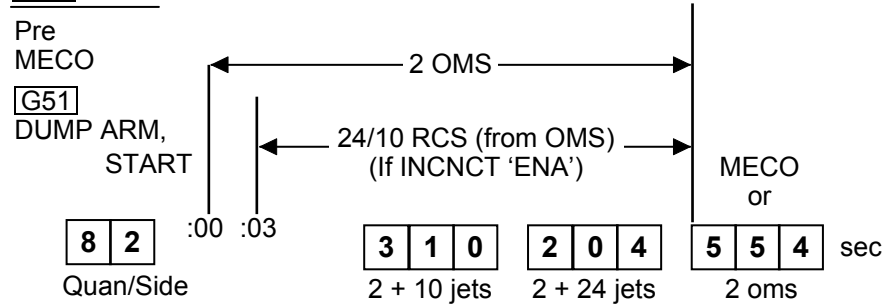
**ASSIST/ATO/G51 DUMPS**  
**ASSIST DUMP**



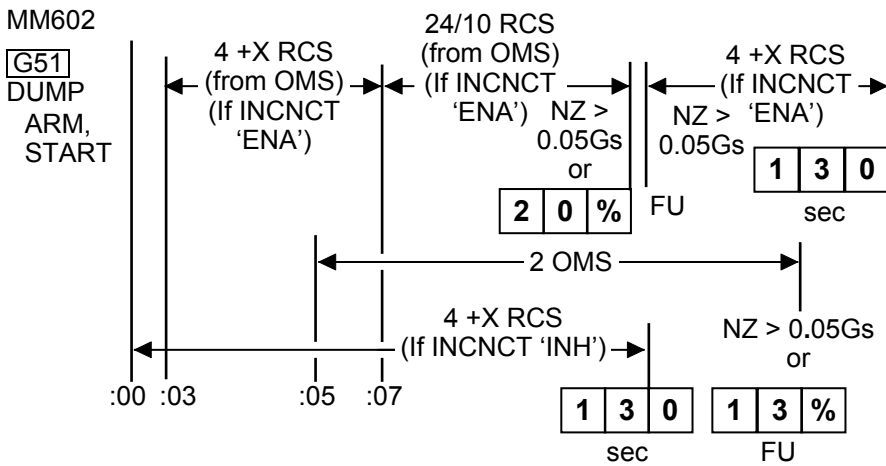
**ATO DUMP**



**G51 DUMP**



PWRD  
CSS



TOP  
BACK OF 'ASSIST/ATO/G51 DUMPS'



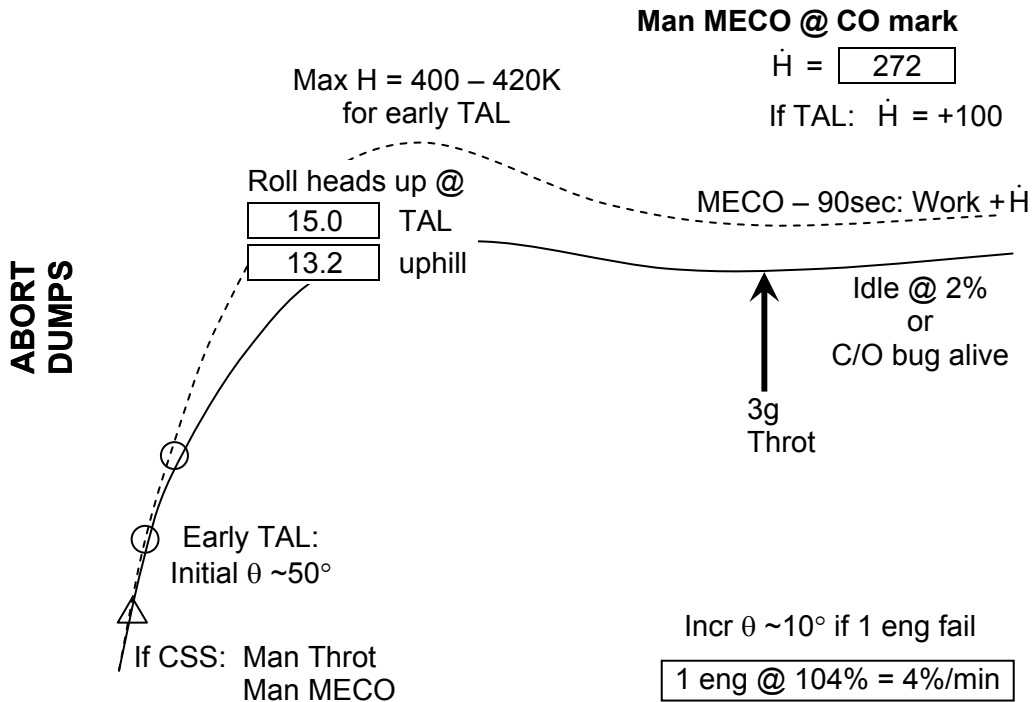
**PILE**

**POWERED CSS – UPHILL/TAL**

CSS & MAN THROT  
(IF MET < 1:30, ENGAGE BFS)

Yaw to **E** until 2:30  
Then **I** uphill  
or **R** if TAL

If TAL $\sqrt{HDG}$	
ZZA	010
MRN	016
FMI	006



# POWERED CSS – RTLS

**HOOK**

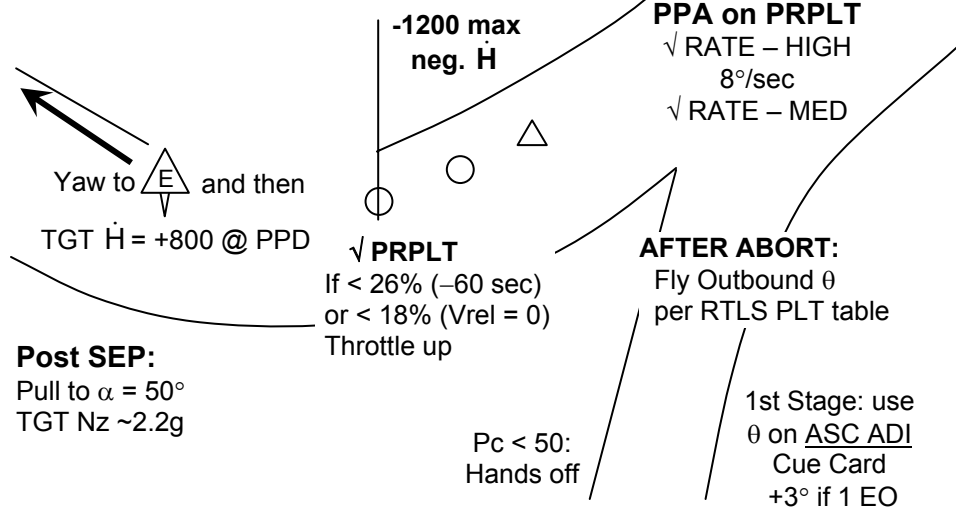
CSS & MAN THROT  
(IF MET < 1:30, ENGAGE BFS)

Post PPA	Pre PPA
2 eng = 100%	2 eng = 104%
3 eng = 69%	3 eng = 69%

**PPD**  
Idle & Pitch DN to  
horiz ( $\alpha -2^\circ$ )  
**Man MECO @ CO mark**  
Hold FWD stick until SEP

**R** Yaw to **R**

$\dot{H}$  control:  
Use  $\theta$  then  
Throttle



Yaw to **E** and then  
TGT  $\dot{H} = +800$  @ PPD

**Post SEP:**  
Pull to  $\alpha = 50^\circ$   
TGT Nz ~2.2g

$\sqrt{\text{PRPLT}}$   
If < 26% (-60 sec)  
or < 18% ( $V_{rel} = 0$ )  
Throttle up

**PPA on PRPLT**  
 $\sqrt{\text{RATE}} - \text{HIGH}$   
8°/sec  
 $\sqrt{\text{RATE}} - \text{MED}$

**AFTER ABORT:**  
Fly Outbound  $\theta$   
per RTLS PLT table

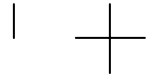
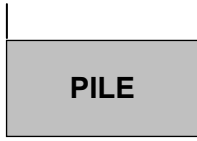
1st Stage: use  
 $\theta$  on ASC ADI  
Cue Card  
+3° if 1 EO

$P_c < 50$ :  
Hands off

1 eng @ 104% = 4%/min

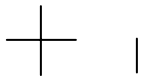
If CSS: Man Throt  
Man MECO

TOP  
BACK OF 'POWERED CSS – RTLS'



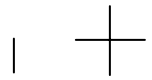
This Page Intentionally Blank

PWRD  
CSS



FB 2-26

ASC/120/FIN





ASCENT/ENTRY CUE CARDS

**ASC/ENT  
CUE CARDS**



MS ONLY

2-27

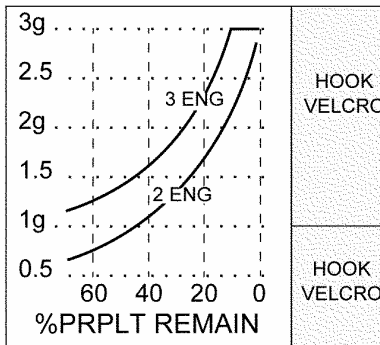
ASC/120/FIN



ASC/ENT  
CUE CARDS

**ASCENT ADI - NOMINAL**

TIME	$\theta$	H	$\dot{H}$	(120 OCFR1 CY)
0:30	69	10K	670	
0:50	61	27K	1007	
1:10	52	51K	1443	
1:30	38	85K	1905	
1:50	30	126K	2200	



-STAGING-

$V_1$	$\theta$	H	$\dot{H}$	ASC-14a/120/A/A
6	19	220K	1691	
7	16	277	1244	
8	13	311	899	
9	11	333	621	
10	9	346	393	
12	6	356	56	
14	10	355	-147	
16	25	350	-229	
18	23	344	-263	
20	21	339	-213	
22	19	337	-100	
24	17	337	68	
25819	12	345	272	

HOOK VELCRO

### ENTRY ALPHA

VR	$\alpha_{ref}$	R	H	Href	Rref
25	40	4416	400		
24	HI	40 LO	2600	247	-47 L79
23	43	40 37	2137	239	-64 69
22	43	40 37	1778	233	-84 63
21	43	40 37	1503	227	-107 61
20	43	40 37	1285	220	-124 60
19	43	40 37	1110	213	-148 60
18	43	40 37	974	209	-171 R60
17	43	40 37	860	200	-189 62
16	43	40 37	768	194	-198 64

## KSC 15

MAX L/D	
M	$\alpha$
3	17
2	15
1	12

ASC-14b/120/A,E/A

120 OCFR1 CY

HOOK VELCRO	HOOK VELCRO
----------------	----------------

15	43	40 37	685	187	-118	64
14	43	40 37	612	183	-127	62
13	43	40 37	544	180	-137	60
12	43	40 37	482	175	-153	59
11	42	39 36	425	170	-195	57
10	41	38 35	375	166	-173	L51
9	39	36 33	326	161	-207	44
8	37	34 31	277	153	-239	41
7	33	30 27	229	144	-267	40
6	30	27 24	184	132	-272	41
5	26	23 20	143	120	-274	43
4	22	19 18	107	107	-263	R38
3	19	16 15	74	91	-247	34
2.5	14		61	83	-255	
2	13		51	78	-253	
1.5	10		39	69	-308	
1	8		29	55	-258	

HOOK VELCRO
-------------



This Page Intentionally Blank



MS ONLY

2-30

ASC/120/FIN





### ENTRY MANEUVERS

FLIGHT CONDITIONS	MANEUVER
EI-5	√LVLH ATT GNC, OPS 304 PRO * If PREBANK, R/Y – CSS * * Roll at 1°/sec to <input type="text"/> <input type="text"/> <input type="text"/> * * Maintain PREBANK ±5° * If previous OMS OX TK, He TK, or RCS OX TK leak: <input type="text"/> G51 VENT DOOR CNTL OPEN – ITEM 43 EXEC (AOA) <input type="text"/> SPI When SB position – 0%: √HYD MN PUMP PRESS (three) – LO
$\bar{q} = 1$	(AOA) HYD MN PUMP PRESS (three) – NORM
‘Guidance Box’ @ $\bar{q} \sim 8$ or $D \sim 3$	CLOSED LOOP GUIDANCE ____ : ____ : ____ * If PREBANK: P,R/Y – AUTO * Begin ALL trim monitoring
V = 24K	If previous OMS OX TK, He TK, or RCS OX TK leak: <input type="text"/> G51 VENT DOOR CNTL CLOSE – ITEM 44 EXEC
D = 11	√DRAG H
$\Delta Az = 10.5^\circ$	FIRST ROLL REVERSAL <input type="text"/> <input type="text"/> <input type="text"/> <input type="text"/> (DEL PAD)
V = 19K	√HYD MPS/TVC ISOL VLV SYS (three) – CL
V = 15K	√NAVAIDS (I/O RESET if reqd)
V = 12K	RAD BYP VLV MODE (two) – AUTO CNTLR LOOP (two) – AUTO B(A)
V = 10K	√SPDBK to 81%

ENT-6a/E/P

**ENT  
MNVR**

FLIGHT CONDITIONS	MANEUVER			
V = 7K	<b>G50</b> √TACAN and GPS, INCORPORATE * If ELS: UHF MODE – G T/R *			
V = 5K	ADTA PROBES – DEPLOY (√HEAT) Begin AIL and RUD trim monitoring			
M = 3.5	If previous OMS OX TK, He TK, or RCS OX TK leak: <b>G51</b> VENT DOOR CNTL OPEN – ITEM 43 EXEC			
M = 2.7	√APUs HUD PWR (two) – ON			
* If M < 2.5; P CSS for ADTA to G&C incorp *				
M = 2.0	Ensure ADTA to G&C else √Theta limits			
M < 1.0	√R FLT CNTLR – ON P,R/Y – CSS as reqd √SPDBK CMD vs POS      MAX N <sub>z</sub> <table border="1" style="display: inline-table; vertical-align: middle;"><tr><td style="width: 20px; height: 15px;"></td><td style="width: 20px; height: 15px;"></td><td style="width: 20px; height: 15px;"></td></tr></table> √NWS – 1 Lock Inertia Reels			
M = 0.7	√LG EXTD ISO VLV – OP			
h = 15K	√MLS			
h = 10K	√A/L (KSC – Tabs, Visors, Suit O2)			
h = 2K	LDG GEAR ARM pb – push (ARM It on)			
h = 300	LDG GEAR DN pb – push (DN It on)			
MAIN GEAR TD	√SPDBK – 100%			
V = 195 KEAS	DRAG CHUTE ARM, DPY pb (two) – push (simo) (All Its on)			
V = 185 KEAS	DEROTATE			
NOSE GEAR TD	SRB SEP – MAN/AUTO and depress pb √Auto Load Relief √HYD BK ISOL VLV (three) – OP			
MIDFIELD and V < 140 KGS	BRAKE as required (8-10 fps <sup>2</sup> , -0.25 to -0.3G)			
* If 5K' remaining and V > 140 KGS – MAX BRAKING *				
V = 60 KGS	DRAG CHUTE JETT pb – push (JETT1,JETT2 It on)			
V = 40 KGS	BRAKE < 6 fps <sup>2</sup> (-0.2G) (Antiskid cutout)			
WHEEL STOP	Go to ENT C/L, <u>POST LANDING PROCEDURES</u>			

ENT  
MNVR

ENT-6b/120/E/B  
(Partial)

**DRAG CHUTE DEPLOY**


<b>MCC Call</b>	<b>Flight Condition</b>
Early	Main Gear TD
<b>NOMINAL</b>	<b>195 KEAS</b>
Late	Post-Nose Gear TD Xwind DTO
Emergency Only	No Deploy Except CDR call
NO DEPLOY prior to MGTD > 230 KEAS < 80 KGS Xwind > 15 kts	

**FAILED TIRE TECHNIQUE**


Post-MGTD	P – AUTO
185 KEAS	Deploy drag chute
180 KEAS	√Auto derotation
NGTD	Max RHC roll away from failed tire

50K	/
38K	/
28K	/
20K	/
12K	/
7K	/
3K	/
1K	/
SURF	/

ENT-6b/120/E/B  
(Partial)



This Page Intentionally Blank



MS ONLY

2-34

ASC/120/FIN





CONT  
ABORT

ABORT CUE CARDS



NOT FLOWN

2-35

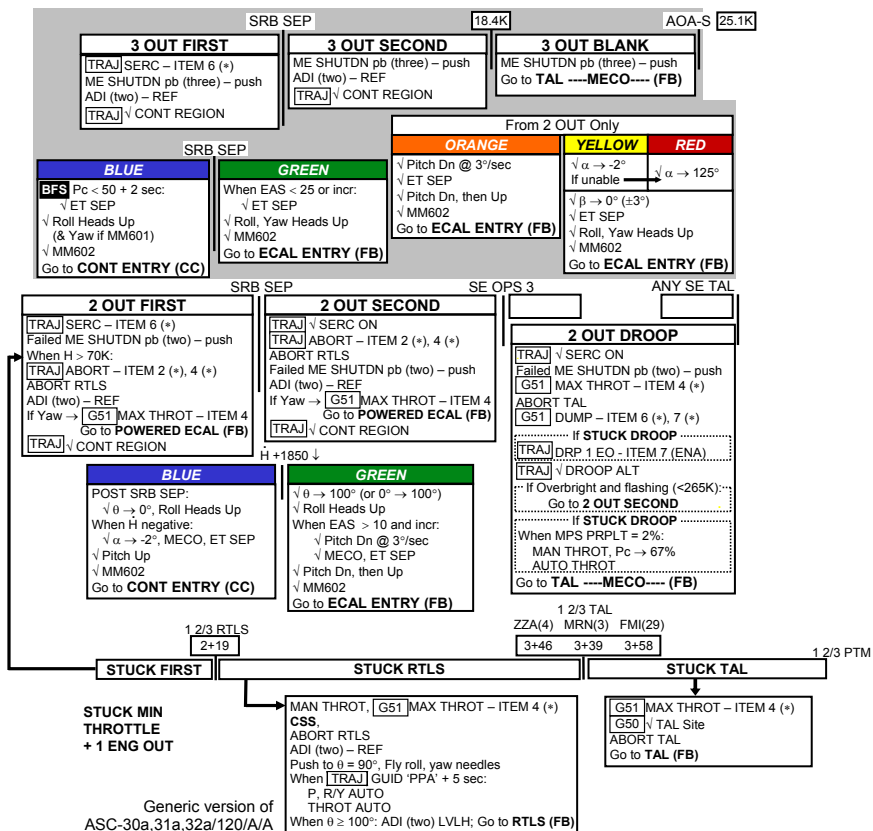
ASC/120/FIN



CONT  
ABORT

# CONTINGENCY ABORT

High Inclination  
51.6°



# CONTINGENCY ABORT

**CONT ENTRY / MM602**  
VERT SIT INH ECAL/BDA –  
ITEM 1 (INH)

Before NZ Hold  
RHC/PNL TRIM – ENA  
If  $M < 5$ ,  
    √ AIL/RUD TRIM  
If  $M < 3$ , S/B = 65%

$M \leq 5$  and EAS < 333 ↓  
ADTA PROBES – Deploy  
G50 Incorp Air Data ASAP

$M2 \rightarrow 1$ :  $\theta = 0^\circ$  by  $M = 1.0$

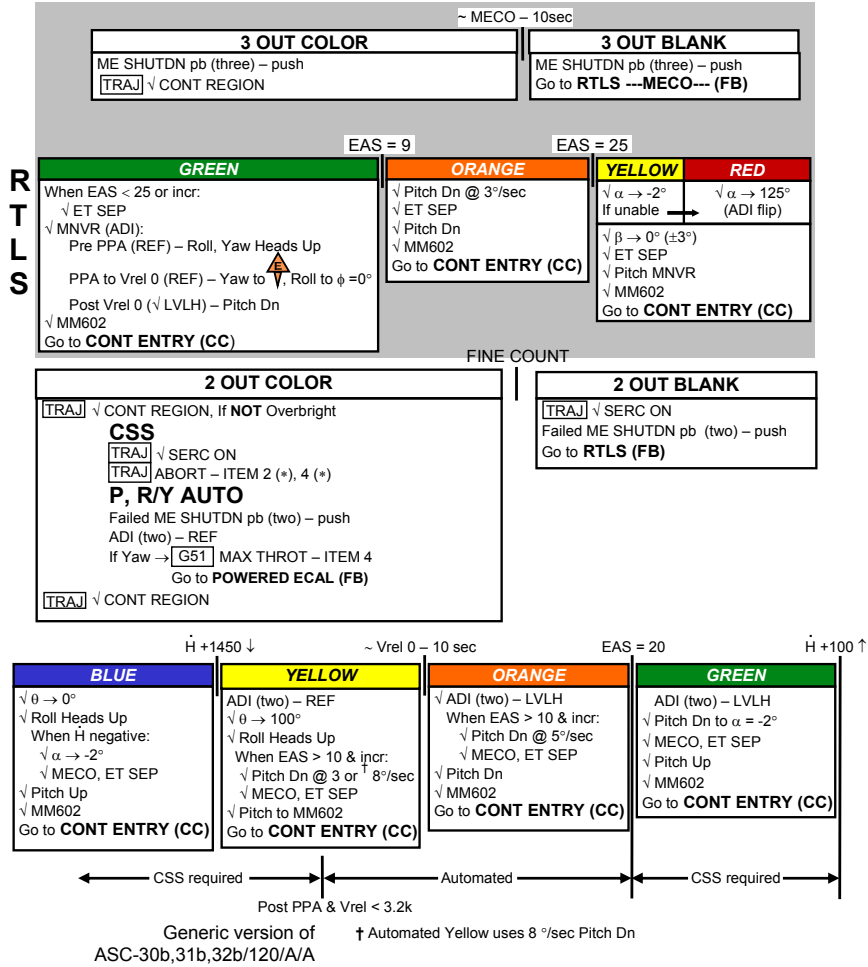
Select UHF – G T/R

When  $M < 1.0$   
Go to **BAILOUT (FB)**

Generic version of  
ASC-30a,31a,32a/120/A/A

# RTLS CONTINGENCY

High Inclination  
51.6°





# RTLS CONTINGENCY

## CONT ENTRY / MM602

VERT SIT -

If ECAL/BDA – INH  
 √ Theta Limits after Nz Hold  
 If ECAL/BDA – ENA  
 ITEM 1 (INH)

### Before NZ Hold

RHC/PNL TRIM – ENA  
 If  $M < 5$ ,  
 √ AIL/RUD TRIM  
 If  $M < 3$ , S/B = 65%

$M \leq 5$  and  $EAS < 333 \downarrow$

ADTA PROBES – Deploy  
 G50 Incorp Air Data ASAP

$M2 \rightarrow 1$ :  $\theta = 0^\circ$  by  $M = 1.0$

Select UHF – G T/R

When  $M < 1.0$   
 Go to **BAILOUT (FB)**

Generic version of  
 ASC-30b,31b,32b/120/A/A

## RED

√ ADI (two) – LVLH  
 √  $\dot{H} \rightarrow +400$  ( $\theta_{max} = 75^\circ$ )  
 TRAJ AT FINE COUNT:  
   √ Pitch Dn to  $\alpha = -2^\circ$   
   √ MECO, ET SEP  
 √ Pitch Up  
 √ MM602  
 Go to **RTLS ---MECO--- (FB)**

← Automated →

**ZZA TAL REDESIGNATION  
(120 OCFR1 CYC)**

1st E.O. VI		6000	6100	6200	6300	6400	6500	6600	6700
SE OPS 3 ZZA 109	(4)	11000	11100	11100	11100	11100	11100	11200	11200
SE ZZA 104	(4)	16900	16800	16600	16400	16300	16100	15900	15800

1st E.O. VI		6800	6900	7000	7100	7200	7300	7400	7500
SE OPS 3 ZZA 109	(4)	11200	11200	11200	11300	11300	11300	11300	11300
SE ZZA 104	(4)	15600	15400	15300	15100	15000	14800	14700	14600

1st E.O. VI		7600	7700	7800	7900	8000	8100	8200	8300
SE OPS 3 ZZA 109	(4)	11400	11400	11400	11400	11400	11500	11500	11500
SE ZZA 104	(4)	14500	14300	14200	14100	14000	14000	13900	13800

1st E.O. VI		8400	8500	8600	8700	8800	8900	9000	9100
SE OPS 3 ZZA 109	(4)	11500	11500	11600	11600	11600	11600	11600	11600
SE ZZA 104	(4)	13700	13700	13600	13600	13600	13500	13500	13500

1st E.O. VI		9200	9300	9400	9500	9600	9700	9800	9900
SE OPS 3 ZZA 109	(4)	11700	11700	11700	11700	11700	11800	11800	11800
SE ZZA 104	(4)	13500	13500	13500	13500	13500	13500	13500	13500

1st E.O. VI		10000	10100	10200	10300	10400	10500	10600	10700
SE OPS 3 ZZA 109	(4)	11800	11800	11800	11900	11900	11900	11900	11900
SE ZZA 104	(4)	13500	13500	13500	13600	13600	13600	13600	13600

ASC-9a/120/A/B

NOT FLOWN

2-40

ASC/120/FIN 3

**ECAL – ZZA or MRN or FMI PRIME TAL**

1st EO VI (KFPS)	<b>5.6</b>	<b>5.8</b>	<b>6.0</b>	<b>6.2</b>	<b>6.4</b>	<b>6.6</b>	<b>6.8</b>
CHERRY POINT (7)		6.7 - 7.0	6.7 - 7.2	6.8 - 7.3	6.8 - 7.4	6.9 - 7.5	6.9 - 7.6
OTIS ANGB (16)		10.3 - 11.1	10.3 - 11.2	10.2 - 11.3	10.2 - 11.5	10.2 - 11.6	10.2 - 11.6

1st EO VI (KFPS)	<b>7.0</b>	<b>7.2</b>	<b>7.4</b>	<b>7.6</b>	<b>7.8</b>	<b>8.0</b>	<b>8.2</b>
CHERRY POINT (7)	7.0 - 7.7	7.2 - 7.8	7.4 - 7.9	7.6 - 7.9	7.8 - 8.0	8.0 - 8.0	
GABRESKI (15)					10.5 - 10.7	10.4 - 10.8	10.3 - 11.0
OTIS ANGB (16)	10.2 - 11.7	10.2 - 11.8	10.2 - 11.9	10.2 - 12.0	10.2 - 12.1	10.2 - 12.1	10.3 - 12.2

1st EO VI (KFPS)	<b>8.4</b>	<b>8.6</b>	<b>8.8</b>	<b>9.0</b>	<b>9.2</b>	<b>9.4</b>	<b>9.6</b>
OCEANA NAS (8)		8.6 - 9.0	8.8 - 9.1	9.0 - 9.2	9.2 - 9.3		
WALLOPS (9)				9.4 - 9.6	9.2 - 9.7	9.4 - 9.8	9.6 - 9.8
GABRESKI (15)	10.3 - 11.1	10.3 - 11.2	10.3 - 11.3	10.4 - 11.3	10.4 - 11.4	10.4 - 11.5	10.4 - 11.5
OTIS ANGB (16)	10.3 - 12.3	10.3 - 12.3	10.3 - 12.4	10.4 - 12.4	10.4 - 12.5	10.5 - 12.6	10.5 - 12.6
PEASE INT'L (17)	11.3 - 11.7	11.3 - 11.9	11.3 - 12.0	11.3 - 12.1	11.3 - 12.2	11.3 - 12.2	11.3 - 12.3

1st EO VI (KFPS)	<b>9.8</b>	<b>10.0</b>	<b>10.2</b>	<b>10.4</b>	<b>10.6</b>	<b>10.8</b>	<b>11.0</b>
WALLOPS (9)	9.8 - 9.9						
GABRESKI (15)	10.4 - 11.6	10.5 - 11.7	10.5 - 11.7	10.5 - 11.8	10.6 - 11.8	10.8 - 11.9	11.0 - 11.9
OTIS ANGB (16)	10.5 - 12.7	10.5 - 12.7	10.6 - 12.8	10.6 - 12.8	10.7 - 12.9	10.8 - 12.9	11.0 - 12.9
PEASE INT'L (17)	11.3 - 12.4	11.4 - 12.5	11.4 - 12.5	11.5 - 12.6	11.5 - 12.6	11.5 - 12.7	11.5 - 12.7

1st EO VI (KFPS)	<b>11.2</b>	<b>11.4</b>	<b>11.6</b>	<b>11.8</b>	<b>12.0</b>	<b>12.2</b>	<b>12.4</b>
GABRESKI (15)	11.2 - 12.0	11.4 - 12.0	11.6 - 12.1	11.8 - 12.2	12.0 - 12.2	12.2 - 12.3	
OTIS ANGB (16)	11.2 - 13.0	11.4 - 13.0	11.6 - 13.1	11.8 - 13.1	12.0 - 13.2	12.2 - 13.2	12.4 - 13.2
PEASE INT'L (17)	11.5 - 12.8	11.5 - 12.8	11.6 - 12.9	11.8 - 12.9	12.0 - 13.0	12.2 - 13.0	12.4 - 13.0

1st EO VI (KFPS)	<b>12.6</b>	<b>12.8</b>	<b>13.0</b>	<b>13.2</b>	<b>13.4</b>	<b>13.6</b>	<b>13.8</b>
OTIS ANGB (16)	12.6 - 13.3	12.8 - 13.3	13.0 - 13.4	13.2 - 13.4	13.4 - 13.4		
PEASE INT'L (17)	12.6 - 13.1	12.8 - 13.1	13.0 - 13.1				

ASC-9b/120/A/A

NOT FLOWN

2-41

ASC/120/FIN

**MRN TAL REDESIGNATION  
(120 OCFR1 CYC)**

1st E.O. VI		5900	6000	6100	6200	6300	6400	6500	6600
SE OPS 3 MRN 109	(3)	10900	11000	11000	11000	11100	11100	11100	11200
SE MRN 104	(3)	16700	16600	16400	16200	16100	15900	15800	15600

1st E.O. VI		6700	6800	6900	7000	7100	7200	7300	7400
SE OPS 3 MRN 109	(3)	11200	11200	11300	11300	11300	11400	11400	11400
SE MRN 104	(3)	15400	15300	15100	15000	14900	14700	14600	14500

1st E.O. VI		7500	7600	7700	7800	7900	8000	8100	8200
SE OPS 3 MRN 109	(3)	11400	11500	11500	11500	11500	11600	11600	11600
SE MRN 104	(3)	14300	14200	14100	14000	13900	13900	13800	13700

1st E.O. VI		8300	8400	8500	8600	8700	8800	8900	9000
SE OPS 3 MRN 109	(3)	11600	11600	11700	11700	11700	11700	11700	11700
SE MRN 104	(3)	13600	13600	13500	13500	13500	13400	13400	13400

1st E.O. VI		9100	9200	9300	9400	9500	9600	9700	9800
SE OPS 3 MRN 109	(3)	11800	11800	11800	11800	11800	11800	11800	11800
SE MRN 104	(3)	13400	13400	13400	13400	13400	13400	13400	13400

1st E.O. VI		9900	10000	10100	10200	10300	10400	10500	10600
SE OPS 3 MRN 109	(3)	11900	11900	11900	11900	11900	11900	11900	11900
SE MRN 104	(3)	13400	13400	13400	13400	13500	13500	13500	13500

1st E.O. VI		10700							
SE OPS 3 MRN 109	(3)	11900							
SE MRN 104	(3)	13500							

ASC-10a/120/A/B

NOT FLOWN

2-42

ASC/120/FIN 3

**ECAL – ZZA or MRN or FMI PRIME TAL**

1st EO VI (KFPS)	<b>5.6</b>	<b>5.8</b>	<b>6.0</b>	<b>6.2</b>	<b>6.4</b>	<b>6.6</b>	<b>6.8</b>
CHERRY POINT (7)		6.7 - 7.0	6.7 - 7.2	6.8 - 7.3	6.8 - 7.4	6.9 - 7.5	6.9 - 7.6
OTIS ANGB (16)		10.3 - 11.1	10.3 - 11.2	10.2 - 11.3	10.2 - 11.5	10.2 - 11.6	10.2 - 11.6

1st EO VI (KFPS)	<b>7.0</b>	<b>7.2</b>	<b>7.4</b>	<b>7.6</b>	<b>7.8</b>	<b>8.0</b>	<b>8.2</b>
CHERRY POINT (7)	7.0 - 7.7	7.2 - 7.8	7.4 - 7.9	7.6 - 7.9	7.8 - 8.0	8.0 - 8.0	
GABRESKI (15)					10.5 - 10.7	10.4 - 10.8	10.3 - 11.0
OTIS ANGB (16)	10.2 - 11.7	10.2 - 11.8	10.2 - 11.9	10.2 - 12.0	10.2 - 12.1	10.2 - 12.1	10.3 - 12.2

1st EO VI (KFPS)	<b>8.4</b>	<b>8.6</b>	<b>8.8</b>	<b>9.0</b>	<b>9.2</b>	<b>9.4</b>	<b>9.6</b>
OCEANA NAS (8)		8.6 - 9.0	8.8 - 9.1	9.0 - 9.2	9.2 - 9.3		
WALLOPS (9)				9.4 - 9.6	9.2 - 9.7	9.4 - 9.8	9.6 - 9.8
GABRESKI (15)	10.3 - 11.1	10.3 - 11.2	10.3 - 11.3	10.4 - 11.3	10.4 - 11.4	10.4 - 11.5	10.4 - 11.5
OTIS ANGB (16)	10.3 - 12.3	10.3 - 12.3	10.3 - 12.4	10.4 - 12.4	10.4 - 12.5	10.5 - 12.6	10.5 - 12.6
PEASE INT'L (17)	11.3 - 11.7	11.3 - 11.9	11.3 - 12.0	11.3 - 12.1	11.3 - 12.2	11.3 - 12.2	11.3 - 12.3

1st EO VI (KFPS)	<b>9.8</b>	<b>10.0</b>	<b>10.2</b>	<b>10.4</b>	<b>10.6</b>	<b>10.8</b>	<b>11.0</b>
WALLOPS (9)	9.8 - 9.9						
GABRESKI (15)	10.4 - 11.6	10.5 - 11.7	10.5 - 11.7	10.5 - 11.8	10.6 - 11.8	10.8 - 11.9	11.0 - 11.9
OTIS ANGB (16)	10.5 - 12.7	10.5 - 12.7	10.6 - 12.8	10.6 - 12.8	10.7 - 12.9	10.8 - 12.9	11.0 - 12.9
PEASE INT'L (17)	11.3 - 12.4	11.4 - 12.5	11.4 - 12.5	11.5 - 12.6	11.5 - 12.6	11.5 - 12.7	11.5 - 12.7

1st EO VI (KFPS)	<b>11.2</b>	<b>11.4</b>	<b>11.6</b>	<b>11.8</b>	<b>12.0</b>	<b>12.2</b>	<b>12.4</b>
GABRESKI (15)	11.2 - 12.0	11.4 - 12.0	11.6 - 12.1	11.8 - 12.2	12.0 - 12.2	12.2 - 12.3	
OTIS ANGB (16)	11.2 - 13.0	11.4 - 13.0	11.6 - 13.1	11.8 - 13.1	12.0 - 13.2	12.2 - 13.2	12.4 - 13.2
PEASE INT'L (17)	11.5 - 12.8	11.5 - 12.8	11.6 - 12.9	11.8 - 12.9	12.0 - 13.0	12.2 - 13.0	12.4 - 13.0

1st EO VI (KFPS)	<b>12.6</b>	<b>12.8</b>	<b>13.0</b>	<b>13.2</b>	<b>13.4</b>	<b>13.6</b>	<b>13.8</b>
OTIS ANGB (16)	12.6 - 13.3	12.8 - 13.3	13.0 - 13.4	13.2 - 13.4	13.4 - 13.4		
PEASE INT'L (17)	12.6 - 13.1	12.8 - 13.1	13.0 - 13.1				

ASC-10b/120/A/A

NOT FLOWN

2-43

ASC/120/FIN

**FMI TAL REDESIGNATION  
(120 OCFR1 CYC)**

1st E.O. VI		6300	6400	6500	6600	6700	6800	6900	7000
SE OPS 3 FMI 109	(29)	11000	11100	11100	11100	11200	11200	11200	11200
SE FMI 104	(29)	17600	17400	17200	17000	16800	16600	16500	16300

1st E.O. VI		7100	7200	7300	7400	7500	7600	7700	7800
SE OPS 3 FMI 109	(29)	11300	11300	11300	11300	11400	11400	11400	11400
SE FMI 104	(29)	16100	15900	15700	15600	15400	15200	15100	14900

1st E.O. VI		7900	8000	8100	8200	8300	8400	8500	8600
SE OPS 3 FMI 109	(29)	11500	11500	11500	11500	11600	11600	11600	11600
SE FMI 104	(29)	14800	14700	14500	14400	14300	14300	14200	14100

1st E.O. VI		8700	8800	8900	9000	9100	9200	9300	9400
SE OPS 3 FMI 109	(29)	11600	11700	11700	11700	11700	11700	11700	11800
SE FMI 104	(29)	14000	14000	13900	13900	13900	13800	13800	13800

1st E.O. VI		9500	9600	9700	9800	9900	10000	10100	10200
SE OPS 3 FMI 109	(29)	11800	11800	11800	11800	11800	11800	11900	11900
SE FMI 104	(29)	13800	13800	13800	13800	13800	13800	13800	13800

1st E.O. VI		10300	10400	10500	10600	10700			
SE OPS 3 FMI 109	(29)	11900	11900	11900	11900	11900			
SE FMI 104	(29)	13900	13900	13900	13900	13900			

ASC-12a/120/A/B

NOT FLOWN

2-44

ASC/120/FIN 3

**ECAL – ZZA or MRN or FMI PRIME TAL**

<b>1st EO VI (KFPS)</b>	<b>5.6</b>	<b>5.8</b>	<b>6.0</b>	<b>6.2</b>	<b>6.4</b>	<b>6.6</b>	<b>6.8</b>
CHERRY POINT (7)		6.7 - 7.0	6.7 - 7.2	6.8 - 7.3	6.8 - 7.4	6.9 - 7.5	6.9 - 7.6
OTIS ANGB (16)		10.3 - 11.1	10.3 - 11.2	10.2 - 11.3	10.2 - 11.5	10.2 - 11.6	10.2 - 11.6

<b>1st EO VI (KFPS)</b>	<b>7.0</b>	<b>7.2</b>	<b>7.4</b>	<b>7.6</b>	<b>7.8</b>	<b>8.0</b>	<b>8.2</b>
CHERRY POINT (7)	7.0 - 7.7	7.2 - 7.8	7.4 - 7.9	7.6 - 7.9	7.8 - 8.0	8.0 - 8.0	
GABRESKI (15)					10.5 - 10.7	10.4 - 10.8	10.3 - 11.0
OTIS ANGB (16)	10.2 - 11.7	10.2 - 11.8	10.2 - 11.9	10.2 - 12.0	10.2 - 12.1	10.2 - 12.1	10.3 - 12.2

<b>1st EO VI (KFPS)</b>	<b>8.4</b>	<b>8.6</b>	<b>8.8</b>	<b>9.0</b>	<b>9.2</b>	<b>9.4</b>	<b>9.6</b>
OCEANA NAS (8)		8.6 - 9.0	8.8 - 9.1	9.0 - 9.2	9.2 - 9.3		
WALLOPS (9)				9.4 - 9.6	9.2 - 9.7	9.4 - 9.8	9.6 - 9.8
GABRESKI (15)	10.3 - 11.1	10.3 - 11.2	10.3 - 11.3	10.4 - 11.3	10.4 - 11.4	10.4 - 11.5	10.4 - 11.5
OTIS ANGB (16)	10.3 - 12.3	10.3 - 12.3	10.3 - 12.4	10.4 - 12.4	10.4 - 12.5	10.5 - 12.6	10.5 - 12.6
PEASE INT'L (17)	11.3 - 11.7	11.3 - 11.9	11.3 - 12.0	11.3 - 12.1	11.3 - 12.2	11.3 - 12.2	11.3 - 12.3

<b>1st EO VI (KFPS)</b>	<b>9.8</b>	<b>10.0</b>	<b>10.2</b>	<b>10.4</b>	<b>10.6</b>	<b>10.8</b>	<b>11.0</b>
WALLOPS (9)	9.8 - 9.9						
GABRESKI (15)	10.4 - 11.6	10.5 - 11.7	10.5 - 11.7	10.5 - 11.8	10.6 - 11.8	10.8 - 11.9	11.0 - 11.9
OTIS ANGB (16)	10.5 - 12.7	10.5 - 12.7	10.6 - 12.8	10.6 - 12.8	10.7 - 12.9	10.8 - 12.9	11.0 - 12.9
PEASE INT'L (17)	11.3 - 12.4	11.4 - 12.5	11.4 - 12.5	11.5 - 12.6	11.5 - 12.6	11.5 - 12.7	11.5 - 12.7

<b>1st EO VI (KFPS)</b>	<b>11.2</b>	<b>11.4</b>	<b>11.6</b>	<b>11.8</b>	<b>12.0</b>	<b>12.2</b>	<b>12.4</b>
GABRESKI (15)	11.2 - 12.0	11.4 - 12.0	11.6 - 12.1	11.8 - 12.2	12.0 - 12.2	12.2 - 12.3	
OTIS ANGB (16)	11.2 - 13.0	11.4 - 13.0	11.6 - 13.1	11.8 - 13.1	12.0 - 13.2	12.2 - 13.2	12.4 - 13.2
PEASE INT'L (17)	11.5 - 12.8	11.5 - 12.8	11.6 - 12.9	11.8 - 12.9	12.0 - 13.0	12.2 - 13.0	12.4 - 13.0

<b>1st EO VI (KFPS)</b>	<b>12.6</b>	<b>12.8</b>	<b>13.0</b>	<b>13.2</b>	<b>13.4</b>	<b>13.6</b>	<b>13.8</b>
OTIS ANGB (16)	12.6 - 13.3	12.8 - 13.3	13.0 - 13.4	13.2 - 13.4	13.4 - 13.4		
PEASE INT'L (17)	12.6 - 13.1	12.8 - 13.1	13.0 - 13.1				

ASC-12b/120/A/A

NOT FLOWN

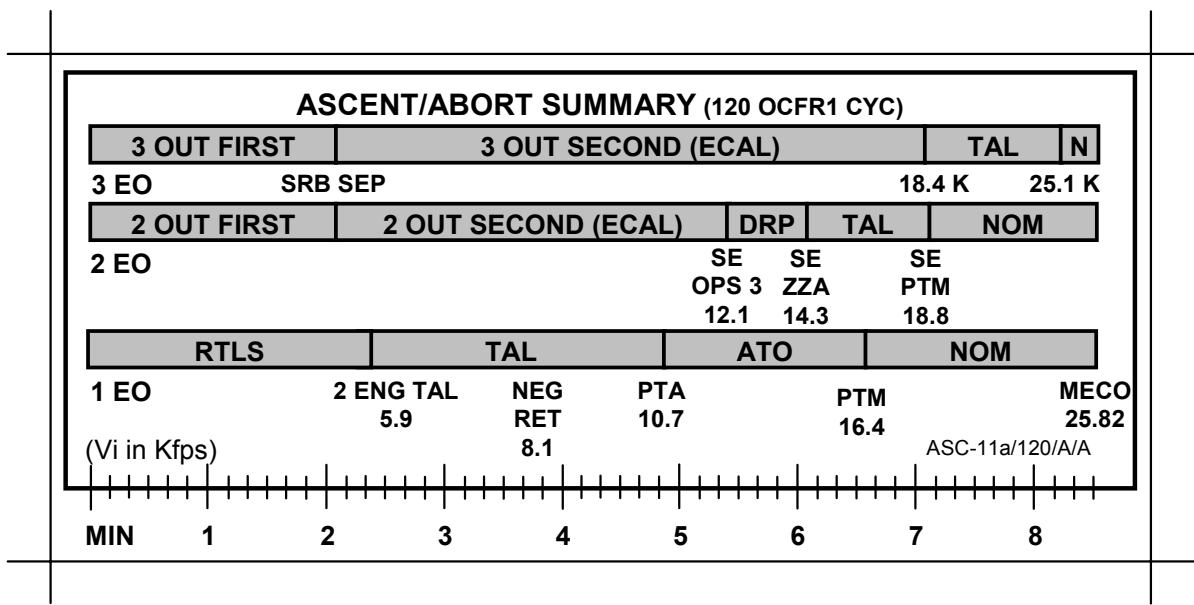
2-45

ASC/120/FIN

NOT FLOWN

2-46

ASC/120/FIN







POST OMS 1 BURN PROCEDURES

**POST  
OMS 1**





1: GNC OMS 1 MNVR EXEC	2: GNC OMS 1 MNVR EXEC
3: BFS, GNC SYS SUMM 2	

**C POST BURN STATUS**

NOMINAL  OMS 1 TIG TO MCC  :

- \* C **ALPHA MANAGEMENT (if reqd)** \*
- \* \*
- \* If underspeed (ATO or AOA-S) OMS 1 \*
- \* and Post OMS 1 HP ≤ 75 nm: \*
- \* Maneuver to LVLH R000, P340, Y000 \*
- \* (maintain LVLH P = 0 ± 20) \*
- \* After 10 min: \*
- \* Maneuver to LVLH P = 340 \*
- \* After 10 min: \*
- \* Maneuver to Burn Attitude \*

P When MPS dump complete:  
R4 HYD MPS/TVC ISOL VLV (1,2,3; 5 sec interval) –  
CL (hold each 5 sec, tb-CL)

B F6,F8 FLT CNTLR PWR (two) – OFF  
C3 DAP – AUTO

**IF AOA**  
If two Freon Loops ↓ or two H2O Loops ↓:  
Go to SYS AOA  
Otherwise, go to AOA

- \* If no comm and MPS dump complete: \*
- \* HYD MN PUMP PRESS (three) – \*
- \* LO (MA) \*

**P APU/HYD SHUTDN**

R2 √MCC  
√APU AUTO SHTDN (three) – ENA  
BLR PWR (three) – OFF  
N2 SPLY (three) – OFF  
APU OPER (1,2,3; 5 sec interval) – OFF (MA)  
FU TK VLV (three) – CL  
√Shutdn (HYD PRESS < 200)  
CNTLR PWR (three) – OFF  
√HYD MN PUMP PRESS (three) – NORM

1: GNC OMS 1 MNVR EXEC	2: GNC OMS 1 MNVR EXEC
3: BFS, GNC SYS SUMM 2	

### TAIL ONLY CONTROL (√MCC)

2: GNC 23 RCS
---------------

CRT2 OVRD FWD RCS MANF STATs 1,2,3,4 – CL

### FES & HEATER ACTIVATION

C L1 FLASH EVAP CNTLR PRI A – ON  
L2 FDLN HTR (two) – 1

P R1 O2 TK1,2 HTRS B (two) – AUTO  
H2 TK1,2 HTRS B (two) – AUTO

MS1 A12 APU HTR TK/FU LN/H2O SYS 1A,2A,3A (three) –  
AUTO

### AC BUS SNSR

R1 AC BUS SNSR (three) – OFF (1 sec),  
then AUTO TRIP

### MAJOR MODE CHANGE

CRT1 GNC, OPS 105 PRO

1: GNC OMS 2 MNVR EXEC	2: GNC OMS 2 MNVR EXEC
3: BFS, GNC OMS 2 MNVR EXEC	

1: GNC OMS 2 MNVR EXEC	2: GNC OMS 2 MNVR EXEC
3: BFS, GNC OMS 2 MNVR EXEC	

**B OMS 2 BURN SETUP**

√OMS 2 TARGETING, Flip Book

CRT1 TRIM LOAD – ITEM 6 +0.4 -5.7 +5.7 EXEC

- \* For single eng burn (good eng): \*
- \* TRIM LOAD LY – ITEM 7 +5.2 EXEC \*
- \* RY – ITEM 8 -5.2 EXEC \*
- \* OMS L – ITEM 2 EXEC \*
- \* R – ITEM 3 EXEC \*
- \* For RCS burn: \*
- \* RCS SEL – ITEM 4 EXEC \*

NOTE

Onboard computed TIG may vary slightly but is acceptable

√Targets, OMS TARGETS

LOAD – ITEM 22 EXEC  
TIMER – ITEM 23 EXEC

CRT3 √BFS TGT

1: GNC OMS 2 MNVR EXEC	2: GNC OMS 2 MNVR EXEC
3: BFS, GNC OMS 2 MNVR EXEC	

**P MPS PWRDN/ISOL**

NOTE

Expect multiple MAs for MPS He P  
as regs bleed down

R2           MPS ENG PWR L (two)    – OFF  
  CTR (two)   – OFF  
  R (two)     – OFF  
  He ISOL (six)   – GPC  
  PNEU He ISOL   – GPC  
  √He I'CNCT (three)   – GPC

**MPS GH2 INERTING**

R4           MPS H2 PRESS LINE VENT – OP  
  (Start watch)  
  After 1 min:  
  MPS H2 PRESS LINE VENT – GND

1: GNC OMS 2 MNVR EXEC	2: GNC OMS 2 MNVR EXEC
3: BFS, GNC OMS 2 MNVR EXEC	

**P ET UMBILICAL DOOR CLOSURE**

\* If Feedline fail, √MCC before closure \*

WARNING  
 ET CTRLINE LATCHES must be stowed prior to L,R DR closure to prevent door drive damage

NOTE

Double times for single motor operation

R2 ET UMB DR

MODE – GPC/MAN

CTRLINE LAT – STO

√After 6 sec, CTRLINE LAT tb – STO

\* If CTRLINE LAT does not stow within 12 sec: \*

\* CTRLINE LAT – GND \*

\* √MCC \*

CTRLINE LAT – GND

L,R DR (two) – CL (tb-bp)

√After 24 sec, L,R DR tb (two) – CL

\* If doors do not close within 48 sec: \*

\* L,R DR (two) – OFF \*

\* √MCC \*

L,R LAT (two) – LAT (tb-bp) |

√After 6 sec, L,R LAT tb (two) – LAT

\* If doors do not latch within 12 sec: \*

\* L,R DR (two) – OFF \*

\* LAT (two) – OFF \*

\* √MCC \*

L,R DR (two) – OFF |

LAT (two) – OFF

MODE – GPC

1: GNC OMS 2 MNVR EXEC	2: GNC OMS 2 MNVR EXEC
3: BFS, GNC OMS 2 MNVR EXEC	

### **OMS BURN PREP**

- \* For single eng burn/No PROP \*
- \* failures: \*
- \* XFEED failed eng PROP to \*
- \* good eng \*

- P O8 L,R OMS  
 √He PRESS/VAP ISOL A (two) – GPC  
 B (two) – CL  
 √TK ISOL (four) – GPC (tb-OP)  
 √XFEED (four) – GPC (tb-CL)
- B Wedge Install OMS 2/ORBIT OMS BURN and  
OMS 2 BURN MONITOR Cue Cards  
 (F6,F8)
- If FRCS reqd,  
 Go to OPS 1 RCS BURN (Cue Card)

### **OMS 2 BURN ATTITUDE MNVR**

- B F6,F8 √ADI ATT (two) – INRTL  
 RATE (two) – 1
- C MNVR – ITEM 27 EXEC (\*)

3: BFS, GNC SYS SUMM 2
------------------------

### **B SEAT SAFING AND ADJUSTMENT**

- Adjust Back Angle
- TIG-5 B Go to OMS 2/ORBIT OMS BURN  
 (Cue Card)





OMS 2 BURN CARDS

**OMS 2**

MS ONLY

4-1

ASC/120/FIN



### OMS 2 BURN MONITOR

<b>OMS TEMP*</b> FU IN P $\geq$ <table style="display: inline-table; border: 1px solid black; text-align: center;"><tr><td style="padding: 0 5px;">L</td><td style="padding: 0 5px;">R</td></tr><tr><td style="padding: 0 5px;">225</td><td style="padding: 0 5px;">220</td></tr></table> $\leq$ <table style="display: inline-table; border: 1px solid black; text-align: center;"><tr><td style="padding: 0 5px;">205</td><td style="padding: 0 5px;">204</td></tr></table> or No FU IN P	L	R	225	220	205	204	OMS ENG FAIL OMS PRPLT FAIL
L	R						
225	220						
205	204						
<b>OMS PC*</b> & OMS $\downarrow$ (BFS: $\sqrt{\text{accel}}$ ) ENG VLV 1 or 2 < 70 or OX IN P > 227 OX IN P $\leq$ 227 or No OX IN P	OMS ENG FAIL OMS PRPLT FAIL						
<b>OMS OX/FU TK P</b> ( $\sqrt{\text{ENG IN P}}$ ) OX/FU LOW OX & FU HIGH	He PRESS/VAP ISOL (two) – OP If aff TK P not incr: He PRESS/VAP ISOL (two) – CL At PC < 72 or OMS TEMP or HP > <span style="border: 1px solid black; padding: 0 2px;">85</span> : OMS PRPLT FAIL He PRESS/VAP ISOL (two) – CL Cycle He A(B) to maintain TK P 234-284						
<b>OMS He TK P LOW</b> ( $\sqrt{\text{OMS/MPS}}$ )	At He P < 640 or QTY $\leq$ 41: If HP < <span style="border: 1px solid black; padding: 0 2px;">85</span> : OMS XFEED from good OMS At HP > <span style="border: 1px solid black; padding: 0 2px;">85</span> : OMS PRPLT FAIL						
<b>OMS N2 REG P HIGH or LOW</b>	OMS ENG – ARM						
<b>OMS N2 TK P LOW</b> ( $\sqrt{\text{OMS/MPS}}$ )	At N2 TK P < 470: OMS ENG – ARM						
<b>OMS GMBL</b>	PRI fail L(R) OMS GMBL – SEC (twice) SEC fail If high RCS usage: OMS ENG FAIL						
<b>GPC</b>	1(4) & Burning OMS aff aff GPC PWR – OFF If SEC GMBL avail: aff MDM FF 1(4) – OFF, ON L(R) OMS GMBL – SEC (twice)						
SEC GMBL lost 2 FAs lost	If high RCS usage: OMS ENG FAIL $\sqrt{\text{MAN SHUTDN}}$						
<b>I/O ERROR FA</b>	1(4) L(R) OMS GMBL – SEC I/O RESET (if recov: BFS I/O RESET) If high RCS usage: OMS ENG FAIL						
2 FAs lost	$\sqrt{\text{MAN SHUTDN}}$						
<b>BCE STRG D</b>	1(4) I/O RESET (if recov: >>) If high RCS usage: L(R) OMS GMBL – SEC (twice)						
<b>I/O ERROR PCM</b>	OI PCMMU PWR – 2(1)						

\*If XFD, BLDN, or sensor fail, monitor ENG IN P for off-nominal performance

ASC-5a/120/A,O/B

OMS 2

## OMS 2/ORBIT OMS BURNS

√MM105/202(302)

Enter TGO +5 sec (2 eng) or TGO +10 sec (1 eng)

√BURN ATT (INRTL) then REF, pb – push

√ENG SEL                                   √DAP TRANS – NORM (MM202)

  CNTL PWR (two) – ON           √DAP – AUTO(PASS)/DISC

√GMBL TRIM

  2 engine: P = +0.4   LY = -5.7   RY = +5.7

  1 engine: P = +0.4   LY = +5.2   RY = -5.2

L,R OMS He PRESS/VAP ISOL A (two) – OP

    ... Wait 2 sec ...

L,R OMS He PRESS/VAP ISOL B (two) – GPC (OP for SE  
  GPC   OP   CL                          burn)

ORB BURN	A			
B				

TIG-2 SEL OMS ENG(s) – ARM/PRESS (√P VLVs OP)  
If P VLV CL: Aff OMS ENG – OFF

**WARNING**  
Do not burn aff engine if:  
OMS N2 TK P < 470(564) (NONCRIT BURN)  
He TK P < 640  
FU ENG IN P < 216(244)  
OX ENG IN P < 151(244)

			ΔVTOT: OMS XFEED RETURN (Planned Single Engine)
--	--	--	---

:-15 EXEC  
If OMS ENG P<sub>C</sub> MSG and non critical burn: Aff ENG – OFF  
If Leaking OMS PROP, burn RCS +X TIG - 15 sec to OMS IGN + 1 sec

:00 TIG; start watch (√P<sub>C</sub>, ΔVTOT, ENG VLVs)

- \* **OMS PRPLT FAIL:**
- \* **HP < [85] (CONTINUE BURN):**
- \* Failed OMS ENG – OFF
- \* √XFEED (two) – CL
- \* TK ISOL (two) – CL
- \* He PRESS (two) – CL
- \* **HP > [85] (STOP BURN):**
- \* OMS ENG (two) – OFF
- \* √Failed OMS XFEED (two) – CL
- \* TK ISOL (two) – CL
- \* He PRESS (two) – CL
- \* **OMS ENG FAIL:**
- \* ASCENT or CRIT O/O (Continue Burn)
- \* Failed ENG – OFF
- \* OMS XFEED at → 1/2 ΔVTOT
- \*    at FAIL
- \* **RCS COMPLETION:** (Hp < [85] or CRIT O/O)
- \* Interconnect to either OMS that was ENG FAIL
- \* THC +X (Hp = [85])
- \* Post burn, AFT RCS RECONFIG

CUTOFF  
+:02 OMS ENG(s) – OFF (if < 3 IMU, at ): )

Trim	OMS 2	TAIL ONLY CNTL	Orbit
Residuals:	VGO X < 0.2 fps	VGO X < +0.2 fps	All axes < 0.2 fps
	VGO Y,Z < 2 fps		

ASC-6a/120/A,O/A

MS ONLY

4-3

ASC/120/FIN

## OPS 1 RCS BURN

### AFT RCS

√RCS BURN CONFIG:  
OMS TK ISOL (all) – OP OMS TK  
L(R) OMS XFEED (two) – OP switch at  
R(L) OMS XFEED (two) – CL 1/2 ΔVTOT  
AFT L,R RCS XFEED (four) – OP (If reqd)  
TK ISOL (six) – CL

TIG-2 L,R OMS He PRESS/VAP ISOL A – OP  
... Wait 2 sec ...  
L,R OMS He PRESS/VAP ISOL B – OP  
√MM105  
CNTLR PWR (two) – ON  
√BURN ATT (INRTL) then REF, pb – push  
√RCS SEL  
DAP: INRTL/DISC  
:00 + X  
Maintain PITCH ATT ERR ± 3°  
Monitor OMS data  
Monitor ΔVTOT

CUTOFF Release THC  
CNTLR PWR (two) – OFF

### FWD RCS

FRCS BURN PREP  
Load DUMMY target for FRCS attitude  
RCS SEL – ITEM 4 EXEC  
TIG @ TTA = 2:00 or as reqd  
ΔVX = -2.1 (ITEM 19)  
ΔVY = 0 (ITEM 20)  
ΔVZ = +1.0 (ITEM 21)  
LOAD – ITEM 22 EXEC  
TIMER – ITEM 23 EXEC  
TIG-10 Auto Mnvr to ATT  
When in attitude:  
ADI ATT – REF (push)  
Load External ΔV Burn Target  
ΔVX = +80  
ΔVY = 0  
ΔVZ = 0  
LOAD – ITEM 22 EXEC  
TIMER – ITEM 23 EXEC  
√VGOX = negative  
√VGOY = 0  
√VGOZ = +21 ± 2  
√REF ball – 0,0,0

#### NOTE

Error needles invalid during burn  
Burn time = ~2X TGO  
TGT Hp =  for ASCENT

-:30 CNTLR PWR (two) – ON  
DAP: INRTL/DISC  
:00 -X  
CUTOFF CUR HP = TGT HP , release THC  
CNTLR PWR (two) – OFF

ASC-6b/120/A,O/A



POST OMS 2 BURN PROCEDURES

**POST  
OMS 2**



1: GNC OMS 2 MNVR EXEC	2: GNC OMS 2 MNVR EXEC
3: BFS, GNC SYS SUMM 2	

**C POST BURN STATUS**

NOMINAL

$\Delta$ TIG  
 :

B F6,F8 FLT CNTLR PWR (two) – OFF  
 C3  $\sqrt$ DAP: AUTO

**C OMS TVC GMBL CHECK**

CRT1 SECONDARY CHECK  
 Perform SEC L,R then PRI L,R GMBL CK

**P OMS/RCS POST BURN RECONFIG**

O7 AFT L,R RCS  
 He PRESS A (two) – GPC (tb-OP)  
 B (two) – CL (tb-CL)  
 TK ISOL (six) – OP (tb-OP)  
 $\sqrt$ MANF ISOL 1,2,3,4 (eight) – GPC (tb-OP)  
 XFEED (four) – CL (tb-CL)

O8 FWD RCS  
 He PRESS A – GPC (tb-OP)  
 B – CL (tb-CL)  
 TK ISOL (two) – OP (tb-OP)  
 $\sqrt$ MANF ISOL 1,2,3,4 (four) – GPC (tb-OP)

L,R OMS  
 He PRESS/VAP ISOL (four) – CL  
 TK ISOL (four) – OP (tb-OP)  
 XFEED (four) – CL (tb-CL)

POST  
 OMS 2

1: GNC OMS 2 MNVR EXEC	2: GNC OMS 2 MNVR EXEC
3: BFS, GNC SYS SUMM 2	

### MAJOR MODE CHANGE

CRT1 GNC, OPS 106 PRO

1: GNC OMS 2 MNVR COAST	2: GNC OMS 2 MNVR COAST
-------------------------	-------------------------

B C4A, Stow ASC PKT (Helmet Bag)  
R3A Unstow ORBIT Cue Cards & ORB PKT

- \* If ATO, √MCC for procedure changes \*
- \* If Rev 3 deorbit reqd, go to CONT \*
- \* DEORB, LAUNCH DAY ORBIT 3 \*

Go to POST INSERT, POST INSERTION



This Page Intentionally Blank







AOA PADS

**AOA  
PADS**

6-1

ASC/120/FIN



# DIRECT INSERTION AOA DEL PAD

<u>DEORBIT</u>									
PRPLT					( )				
BURN CUE CARD:									
OMS ENG FAIL XFEED QTY CUE					%L		%R		
TOT AFT QTY 1 (%)							9 1		
TOT AFT QTY 2 (%)							5 3		
FLIP ΔV							4 8		
AFT ΔV							2 0		
B/U SITE							N / A		
FRCS: DUMP TO % (USE TIME AS CUE)					<input type="checkbox"/> OX		<input type="checkbox"/> FU		
<u>ENTRY / LANDING</u>									
EI - 5 MM303 INRTL ATT (6-30)					R		P		Y
MM304 PREBANK (ENT MNVR Cue Card)					<input type="checkbox"/> L		<input type="checkbox"/> R		
ALTM SET (6-34)							.		
CLG INIT							:		
EXPECTED AIL TRIM					<input type="checkbox"/> L		<input type="checkbox"/> R		
VREL 1ST REVERSAL							.		
XCG AT TD							.		
LAND SITE		RWY				50K /			
						38K /			
<input type="checkbox"/> L		<input type="checkbox"/> OVHD		deg		28K /			
<input type="checkbox"/> R		<input type="checkbox"/> STRT		TAC		20K /			
ΔT MACH < 1 TO HAC		MAX Nz		Nz LIMIT		12K /			
						7K /			
ΔT HAC INIT TO H = 20K						3K /			
						1K /			
AIMPOINT		SPEEDBRAKE				SURFACE /			
<input type="checkbox"/> NOM		<input type="checkbox"/> NOM		% @ 3K					
<input type="checkbox"/> CLOSE-IN		<input type="checkbox"/> S.F.							
<u>REMARKS:</u>									

AOA  
PADS

# W/OMS 1 AOA DEL PAD

DEORBIT													
PRPLT					( ) [ ] [ ] [ ] [ ] [ ]								
BURN CUE CARD:													
OMS ENG FAIL XFEED QTY CUE					%L [ ] [ ]		%R [ ] [ ]						
TOT AFT QTY 1 (%)							[ ] [ ] [ ] [ ] [ ]						
TOT AFT QTY 2 (%)							[ ] [ ] [ ] [ ] [ ]						
FLIP HP =					<input type="checkbox"/> [ ] [ ] [ ] [ ] [ ] [ ] + <input type="checkbox"/> [ ] [ ] [ ] [ ] [ ] [ ]		OR <input type="checkbox"/> [ ] [ ] [ ] [ ] [ ] [ ] <input type="checkbox"/> [ ] [ ] [ ] [ ] [ ] [ ]			STEEP SHALLOW		+ <input type="checkbox"/> [ ] [ ] [ ] [ ] [ ] [ ] = <input type="checkbox"/> [ ] [ ] [ ] [ ] [ ] [ ]	
					TGT HP		ΔHP (REDES SITE)		ΔHP (PRI SITE)		( $\frac{\text{FLIP } \Delta V}{2}$ )		
AFT HP =					<input type="checkbox"/> [ ] [ ] [ ] [ ] [ ] [ ] + <input type="checkbox"/> [ ] [ ] [ ] [ ] [ ] [ ]					= <input type="checkbox"/> [ ] [ ] [ ] [ ] [ ] [ ]			
					TGT HP						( $\frac{\text{AFT } \Delta V}{2}$ )		
B/U SITE					[ ] [ ] [ ] [ ] [ ] [ ] [ ] [ ] [ ] [ ]								
FRCS: DUMP TO % (USE TIME AS CUE)					<input type="checkbox"/> OX		<input type="checkbox"/> FU						
ENTRY / LANDING													
EI - 5 MM303 INRTL ATT (6-30)					R [ ] [ ] [ ] [ ]		P [ ] [ ] [ ] [ ]		Y [ ] [ ] [ ] [ ]				
MM304 PREBANK (ENT MNVR Cue Card)					<input type="checkbox"/> L		<input type="checkbox"/> R						
ALTM SET (6-34)							[ ] [ ] [ ] [ ] [ ] [ ] [ ] [ ] [ ] [ ]						
CLG INIT							[ ] [ ] [ ] [ ] [ ] [ ] [ ] [ ] [ ] [ ]						
EXPECTED AIL TRIM					<input type="checkbox"/> L		<input type="checkbox"/> R			[ ] [ ] [ ] [ ] [ ] [ ] [ ] [ ] [ ] [ ]			
VREL 1ST REVERSAL							[ ] [ ] [ ] [ ] [ ] [ ] [ ] [ ] [ ] [ ]						
XCG AT TD							[ ] [ ] [ ] [ ] [ ] [ ] [ ] [ ] [ ] [ ]						
LAND SITE <input type="checkbox"/> [ ] [ ] [ ] [ ] [ ] [ ]					RWY <input type="checkbox"/> [ ] [ ] [ ] [ ] [ ] [ ] [ ] [ ] [ ] [ ]								
<input type="checkbox"/> L <input type="checkbox"/> OVHD					[ ] [ ] [ ] [ ] [ ] [ ] deg		[ ] [ ] [ ] [ ] [ ] [ ] MLS						
<input type="checkbox"/> R <input type="checkbox"/> STRT					[ ] [ ] [ ] [ ] [ ] [ ] TAC								
ΔT MACH < 1 TO HAC					[ ] [ ] [ ] [ ] [ ] [ ]		MAX Nz [ ] [ ] [ ] [ ] [ ] [ ]			Nz LIMIT [ ] [ ] [ ] [ ] [ ] [ ]			
ΔT HAC INIT TO H = 20K					[ ] [ ] [ ] [ ] [ ] [ ]		WINDS: (ENT MNVR Cue Card)						
					[ ] [ ] [ ] [ ] [ ] [ ]					50K /			
					[ ] [ ] [ ] [ ] [ ] [ ]					38K /			
					[ ] [ ] [ ] [ ] [ ] [ ]					28K /			
					[ ] [ ] [ ] [ ] [ ] [ ]					20K /			
					[ ] [ ] [ ] [ ] [ ] [ ]					12K /			
					[ ] [ ] [ ] [ ] [ ] [ ]					7K /			
					[ ] [ ] [ ] [ ] [ ] [ ]					3K /			
					[ ] [ ] [ ] [ ] [ ] [ ]					1K /			
AIMPOINT					SPEEDBRAKE					SURFACE /			
<input type="checkbox"/> NOM					<input type="checkbox"/> NOM <input type="checkbox"/> [ ] [ ] [ ] [ ] [ ] [ ] % @ 3K								
<input type="checkbox"/> CLOSE-IN					<input type="checkbox"/> S.F.								
REMARKS:													

### DEORBIT MNVR PAD

OMS BOTH 1

L 2

R 3

RCS SEL 4

TV ROLL 5

TRIM LOAD

P 6 ( ) .

LY 7 ( ) .

RY 8 ( ) .

WT 9

TIG 10  /  :  :  .

TGT PEG 4

C1 14

C2 15 ( ) .

HT 16   .

θT 17   .

PRPLT 18 ( )

#### BURN ATT

R 24

P 25

Y 26

REI

TXX  :

#### ΔVTOT

.

TGO  :

VGO X ( )   .

VGO Y ( )   .

VGO Z ( )   .

HA   HP

TGT   ( )

#### NOTES

##### RCS I'CNCT:

L OMS → RCS

R OMS → RCS

NONE

BURN CARD

OMS PRPLT PAD

DEORBIT BURN (1 ENG)	OMS XFEED RETURN at $\Delta VTOT =$ <input type="text"/> <input type="text"/> <input type="text"/> or <input type="text"/> <input type="text"/> <input type="text"/> at <input type="text"/> <input type="text"/> <input type="text"/> %
DEORBIT BURN (RCS)	RCS I'CNCT TK SW at $\Delta VTOT =$ <input type="text"/> <input type="text"/> <input type="text"/> OMS PRPLT LOW: $\Delta VTOT =$ <input type="text"/> <input type="text"/> <input type="text"/>
UNBALANCED PRPLT DEORBIT BURN	INITIAL CONFIG: <input type="checkbox"/> TK ISOLs – CL While feeding 2 OMS from 1 POD: OMS PRPLT FAIL: Secure <input type="checkbox"/> OMS Secure <input type="checkbox"/> OMS Interconnect <input type="checkbox"/> OMS to RCS THC + X for <input type="text"/> : <input type="text"/> <input type="text"/> If <input type="checkbox"/> (XFEED) ENG '↓' When <input type="checkbox"/> OMS QTY: 5%: <input type="checkbox"/> OMS TK ISOL (two) – OP 4%: <input type="checkbox"/> OMS TK ISOL (two) – CL If <input type="checkbox"/> (STRAIGHT FEED) ENG '↓' OMS ENG FAIL: At $\Delta VTOT =$ <input type="text"/> <input type="text"/> <input type="text"/> or <input type="text"/> <input type="text"/> <input type="text"/> at <input type="text"/> <input type="text"/> <input type="text"/> % <input type="checkbox"/> TK ISOL (two) – OP <input type="checkbox"/> TK ISOL (two) – CL Return to 2 ENG, 2 POD FLOW: At $\Delta VTOT =$ <input type="text"/> <input type="text"/> <input type="text"/> <input type="checkbox"/> TK ISOLs – OP OMS ENG FAIL: (XFEED CUE) OMS QTY <input type="text"/> <input type="text"/> %L or <input type="text"/> <input type="text"/> %R
DEORBIT BURN (MIXED XFEED)	FEED FROM GOOD POD: At $\Delta VTOT =$ <input type="text"/> <input type="text"/> <input type="text"/> or <input type="text"/> <input type="text"/> <input type="text"/> at <input type="text"/> <input type="text"/> <input type="text"/> % <input type="checkbox"/> OMS He PRESS (two) – OP TK ISOL (two) – OP XFEED (two) – OP Secure <input type="checkbox"/> OMS OMS PRPLT LOW: AFT RCS RECONFIG at $\Delta VTOT =$ <input type="text"/> <input type="text"/> <input type="text"/> OMS ENG FAIL: <input type="checkbox"/> OMS He PRESS (two) – OP TK ISOL (two) – OP <input type="checkbox"/> OMS XFEED (two) – CL



This Page Intentionally Blank



AOA

AOA PROCEDURES

AOA

1: GNC OMS 2 MNVR EXEC	2: GNC OMS 2 MNVR EXEC
3: BFS, GNC OMS 2 MNVR EXEC	

**P HYD DEPRESS**

- R4     √HYD MPS/TVC ISOL VLV (three) – CL
- R2     √APU SPEED SEL (three)         – NORM
- √AUTO SHTDN (three)         – ENA
- HYD MN PUMP PRESS (three) – LO (MA)

**FES & HEATER ACTIVATION**

- C L2         FLASH EVAP FDLN HTR (two) – 1
  
- P R1         O2 TK1,2 HTRS B (two) – AUTO
- H2 TK1,2 HTRS B (two) – AUTO
  
- MS1 A12     APU HTR TK/FU LN/H2O SYS 1A,2A,3A (three) – AUTO

**AC BUS SNSR**

- R1         AC BUS SNSR (three) – OFF (1 sec),  
  then AUTO TRIP

**MAJOR MODE CHANGE**

- CRT1        GNC, OPS 105 PRO
  
- Select any AOA I\_TGT (3-12) to set AOA flag,  
                  but do not load until OPS 3



1: GNC OMS 2 MNVR EXEC	2: GNC OMS 2 MNVR EXEC
3: BFS, GNC OMS 2 MNVR EXEC	

NOTE

Manually entered tgt data will be carried over to OPS 3 except: PASS, BFS ITEMS 5 and 18 (ILL ENTRY).

Transition to OPS 3 NLT TIG-10 min

C4F,	Stow ASC PKT
R3A	Stow ASCENT Cue Cards
R3F	Unstow ENT PKT

F6,F8	Install <u>AOA DEORBIT BURN</u> and <u>DEORBIT BURN MONITOR</u> Cue Cards (R3A)
-------	---

**IF APUs SHUTDN:**

<p><u>WARNING</u> Ice in W/B Steam Vent may cause loss of APU/HYD</p>
---

P **W/B STEAM VENT HTR ACT**

3: BFS, SM SYS SUMM 2
-----------------------

√APU OIL IN TEMP (three) < 230 degF  
√OUT TEMP (three) < 230 degF

NOTE

If any temp > 230, wait until temp < 230 in aff system

R2	√BLR CNTLR/HTR (three) – A
	PWR (three) – ON
	N2 SPLY (three) – ON

1: GNC OMS 2 MNVR EXEC	2: GNC OMS 2 MNVR EXEC
3: BFS, GNC OMS 2 MNVR EXEC	

**P MPS ISOL**

NOTE

Expect multiple MAs for MPS He P  
as regs bleed down

R2        MPS He ISOL (six)        – GPC  
             PNEU He ISOL        – GPC  
             √He I'CNCT (three) – GPC

**MPS GH2 INERTING**

R4        MPS H2 PRESS LINE VENT – OP  
             (Start watch)  
             After 1 min:  
             MPS H2 PRESS LINE VENT – GND

1: GNC OMS 2 MNVR EXEC	2: GNC OMS 2 MNVR EXEC
3: BFS, GNC OMS 2 MNVR EXEC	

**P ET UMBILICAL DOOR CLOSURE**

\* If Feedline fail, √MCC before closure \*

<p><b>WARNING</b>  ET CTRLINE LATCHES must be stowed prior to L,R DR closure to prevent door drive damage</p>
---

\* If ET Doors will not manually close and latch, prior to OPS 3 transition:  
\* 

2: GNC 51 OVERRIDE
--------------------

  
\* ET UMB DR CLOSE – ITEM 40(30) EXEC \*

**NOTE**

Double times for single motor operation

R2 ET UMB DR

MODE – GPC/MAN

CTRLINE LAT – STO

√After 6 sec, CTRLINE LAT tb – STO

\* If CTRLINE LAT does not stow within 12 sec: \*

\* CTRLINE LAT – GND \*

\* √MCC \*

CTRLINE LAT – GND

L,R DR (two) – CL (tb-bp)

√After 24 sec, L,R DR tb (two) – CL

\* If doors do not close within 48 sec: \*

\* L,R DR (two) – OFF \*

\* √MCC \*

L,R LAT (two) – LAT (tb-bp) |

√After 6 sec, L,R LAT tb (two) – LAT

\* If doors do not latch within 12 sec: \*

\* L,R DR (two) – OFF \*

\* LAT (two) – OFF \*

\* √MCC \*

L,R DR (two) – OFF |

LAT (two) – OFF |

MODE – GPC

1: GNC OMS 2 MNVR EXEC	2: GNC OMS 2 MNVR EXEC
3: BFS, GNC OMS 2 MNVR EXEC	

**RECONFIG DPS FOR ENTRY**

<b>CAUTION</b>
If recovering string(s) due to failed GPC(s), all FCS CH(s) to AUTO prior to OPS 301 PRO

CRT1 GNC, OPS 301 PRO (√DAP)  
 CRT3 BFS, GNC, OPS 301 PRO

CRT1 GNC, OPS 302 PRO

1: GNC 50 HORIZ SIT	2: GNC DEORB MNVR EXEC
3: BFS, GNC DEORB MNVR EXEC	

√RWY Selection  
 AOA RWY OPTIONS

ALL INCLINATIONS				
SITE	RWY	TACANS	ITEM 5	MLS
1	KSC 15 KSC 33	TTS 59Y	COF 97	8 6
42	NOR 17 NOR 23	SNG 121Y	HMN 92	6 6
43	NOR 05 NOR 35	SNG 121Y	HMN 92	- -
44	EDW 15 EDW 18L	EDW 111	LHS 21	- -
45	EDW 22 EDW 04	EDW 111	LHS 21	8/† 6

† MSBLS Jr. Channel 8 – Requires Uplink

1: GNC 50 HORIZ SIT	2: GNC DEORB MNVR EXEC
3: BFS, GNC DEORB MNVR EXEC	

1: GNC DEORB MNVR EXEC

**B OMS 2 BURN SETUP**

CRT1     √Or enter Target (steep or shallow based on  $\Delta V$  capability) from OMS TARGETS or MCC

TRIM LOAD – ITEM 6 +0.4 -5.7 +5.7 EXEC

- \* For single eng burn (good eng): \*
- \* TRIM LOAD LY – ITEM 7 +5.2 EXEC \*
- \* RY – ITEM 8 -5.2 EXEC \*
- \* OMS L – ITEM 2 EXEC \*
- \* R – ITEM 3 EXEC \*
- \* For RCS burn: \*
- \* RCS SEL – ITEM 4 EXEC \*

NOTE

Onboard computed TIG and  $\theta_t$  may vary slightly and are acceptable if REI is correct

LOAD – ITEM 22 EXEC  
TIMER – ITEM 23 EXEC

CRT3     √BFS TGT

Fill in AOA DEORBIT BURN CARDS from AOA DEL PAD, 6-2 or 6-3

1: GNC DEORB MNVR EXEC	2: GNC DEORB MNVR EXEC
3: BFS, GNC DEORB MNVR EXEC	

**C OMS TVC GMBL CHECK**

(Perform during S-band AOS)

CRT1      SECONDARY CHECK

Perform SEC L,R then PRI L,R GMBL CK

- \* If down arrow(s) or M(s): \*
- \*     Select good GMBL     \*

**SEAT ADJUSTMENT**

Adjust Back Angle

**P OMS BURN PREP**

- \* For single eng burn/No PROP failures: \*
- \*     XFEED failed eng PROP to good eng \*

O8           L,R OMS

- √He PRESS/VAP ISOL A (two) – GPC
- B (two) – CL
- √TK ISOL (four)                           – GPC (tb-OP)
- √XFEED (four)                             – GPC (tb-CL)

**RCS BURN PREP (I'CNCT OMS to RCS)**

P O8           L,R OMS

- He PRESS/VAP ISOL (four) – CL
- TK ISOL (four)           – OP (tb-OP)
- L OMS XFEED (two) – OP (tb-OP)
- R OMS XFEED (two) – CL (tb-CL)

O7           AFT L,R RCS

- XFEED (four)           – OP (tb-OP)
- TK ISOL (six)           – CL (tb-CL)

1: GNC DEORB MNVR EXEC | 2: GNC DEORB MNVR EXEC  
3: BFS, DEORB MNVR EXEC

**OMS BURN TIG ADJUST (if reqd)**

CRTX LOAD – ITEM 22 EXEC  
TIMER– ITEM 23 EXEC

Determine  $\Delta$ TIG (if REI – REF > 50)  
from OMS TARGETS

CRTX Enter new TIG

LOAD – ITEM 22 EXEC  
TIMER– ITEM 23 EXEC

Repeat until  $\Delta$ RANGE < 50

CRT3  $\sqrt$ BFS TGT

**MNVR TO DEORBIT BURN ATTITUDE**

B F6,F8  $\sqrt$ ADI ATT (two) – INRTL  
 $\sqrt$ ERR (two) – 5  
 $\sqrt$ RATE (two) – 5

C MNVR – ITEM 27 EXEC (\*)  
( $\sqrt$ ADI ATT with CRT BURN ATT)

3: BFS, GNC SYS SUMM 2

TIG-5 B R3A Go to AOA DEORBIT BURN (Cue Card)



This Page Intentionally Blank





DEORBIT  
CARDS

AOA DEORBIT BURN AND DEORBIT BURN MONITOR CARDS

MS ONLY

6-17

ASC/120/FIN

DEORBIT CARDS

### DEORBIT BURN MONITOR

<p><b>OMS TEMP*</b></p> <table style="width: 100%; border-collapse: collapse;"> <thead> <tr> <th style="width: 10%;"></th> <th style="width: 10%; text-align: center;">L</th> <th style="width: 10%; text-align: center;">R</th> </tr> </thead> <tbody> <tr> <td>FU IN P ≥</td> <td style="text-align: center;">225</td> <td style="text-align: center;">220</td> </tr> <tr> <td>≤</td> <td style="text-align: center;">205</td> <td style="text-align: center;">204</td> </tr> </tbody> </table> <p>or No FU IN P</p>		L	R	FU IN P ≥	225	220	≤	205	204	<p>OMS ENG FAIL</p> <hr style="border-top: 1px dashed black;"/> <p>OMS PRPLT FAIL</p>
	L	R								
FU IN P ≥	225	220								
≤	205	204								
<p><b>OMS PC* &amp; OMS ↓</b> (BFS: √accel)</p> <p>ENG VLV 1 or 2 &lt; 70</p> <p>or OX IN P &gt; 227</p> <hr style="border-top: 1px dashed black;"/> <p>OX IN P ≤ 227</p> <p>or No OX IN P</p>	<p>OMS ENG FAIL</p> <hr style="border-top: 1px dashed black;"/> <p>OMS PRPLT FAIL</p>									
<p><b>OMS OX/FU TK P</b> (√ENG IN P)</p> <p>OX/FU LOW</p> <hr style="border-top: 1px dashed black;"/> <p>OX &amp; FU HIGH</p>	<p>He PRESS/VAP ISOL (two) – OP</p> <p>If aff TK P not incr:</p> <p style="padding-left: 20px;">He PRESS/VAP ISOL (two) – CL</p> <p style="padding-left: 20px;">At PC &lt; 72 or OMS TEMP:</p> <p style="padding-left: 40px;">OMS PRPLT FAIL</p> <hr style="border-top: 1px dashed black;"/> <p>He PRESS/VAP ISOL (two) – CL</p> <p>Cycle He A(B) to maintain TK P 234-284</p>									
<p><b>OMS GMBL</b></p> <p>PRI fail</p> <hr style="border-top: 1px dashed black;"/> <p>SEC fail</p>	<p>L(R) OMS GMBL – SEC (twice)</p> <hr style="border-top: 1px dashed black;"/> <p>If high RCS usage: OMS ENG FAIL</p>									
<p><b>GPC 1(4) &amp;</b></p> <p>Burning OMS aff</p> <hr style="border-top: 1px dashed black;"/> <p>SEC GMBL lost</p> <hr style="border-top: 1px dashed black;"/> <p>2 FAs lost</p>	<p>aff GPC PWR – OFF</p> <p>If SEC GMBL avail:</p> <p style="padding-left: 20px;">aff MDM FF 1(4) – OFF,ON</p> <p style="padding-left: 20px;">L(R) OMS GMBL – SEC (twice)</p> <hr style="border-top: 1px dashed black;"/> <p>If high RCS usage: OMS ENG FAIL</p> <hr style="border-top: 1px dashed black;"/> <p>√MAN SHUTDN</p>									
<p><b>I/O ERROR FA 1(4)</b></p> <hr style="border-top: 1px dashed black;"/> <p>2 FAs lost</p>	<p>L(R) OMS GMBL – SEC</p> <hr style="border-top: 1px dashed black;"/> <p>I/O RESET (if recov: BFS I/O RESET)</p> <p>If high RCS usage: OMS ENG FAIL</p> <hr style="border-top: 1px dashed black;"/> <p>√MAN SHUTDN</p>									
<p><b>BCE STRG D 1(4)</b></p>	<p>I/O RESET (if recov: &gt;&gt;)</p> <hr style="border-top: 1px dashed black;"/> <p>If high RCS usage:</p> <p style="padding-left: 20px;">L(R) OMS GMBL – SEC (twice)</p>									
<p><b>RM DLMA IMU</b></p> <p>or</p> <p style="text-align: right;"><b>ABOVE SAFE</b></p> <p>HP ⇒ <input style="width: 20px; height: 15px; border: 1px solid black;" type="text"/> <input style="width: 20px; height: 15px; border: 1px solid black;" type="text"/></p> <p><b>GPC SET SPLIT</b></p> <p>or</p> <p><b>2 MN BUSES</b></p> <p style="text-align: right;"><b>BELOW SAFE</b></p> <p>HP ⇒</p>	<p>STOP BURN: OMS ENG(s) – OFF &gt;&gt;</p> <hr style="border-top: 1px dashed black;"/> <p>IMU DLMA:</p> <p style="padding-left: 20px;">After C/O: √timer <span style="border: 1px solid black; padding: 2px;">G21</span></p> <p style="padding-left: 20px;">If any IMU ACC &gt; 0.03: aff IMU – desel</p> <p style="padding-left: 20px;">I'cnct OMS to RCS (√RCS Burn Time)</p> <p style="padding-left: 20px;">THC +X to TGT HP (EOM) or</p> <p style="padding-left: 20px;">3.5 x timer at C/O (AOA)</p> <p>SET SPLIT: Go to "GPC" above</p>									
<p><b>I/O ERROR PCM</b></p>	<p>OI PCMMU PWR – 2(1)</p>									

\*If XFD, BLDN, or sensor fail, monitor ENG IN P for off-nominal performance

ENT-2a/120/A,O,D,E/B



This Page Intentionally Blank



MS ONLY

6-19

ASC/120/FIN



## AOA DEORBIT BURN (2 ENG)

√MM302      √OMS BOTH  
 Enter TGO + 5 sec  
 √TRIM: P +0.4, LY -5.7, RY +5.7  
 L,R OMS He PRESS/VAP ISOL A (two) – GPC  
    B (two) – OP  
 √DAP – AUTO(PASS)/DISC  
 ADI – LVLH(REF)/HI/MED  
 FLT CNTLR PWR (two) – ON

TIG-2      OMS ENG (two) – ARM/PRESS  
   - :15     EXEC  
   - :15     If OMS AFT QTY < 11%, THC +X to OMS IGN + 1 sec  
   :00      Start watch (√P<sub>c</sub>, ΔVTOT, ENG VLVs)

- |   |   |  |  |  |   |
|---|---|--|--|--|---|
| * <b>OMS PRPLT FAIL (CONTINUE BURN):</b>  | * |  |  |  |   |
| * Failed OMS ENG – OFF  | * |  |  |  |   |
| * ITEM 18 + <u>0</u> EXEC   | * |  |  |  |   |
| * When good OMS QTY:  | * |  |  |  |   |
| *    5%: L, R OMS XFEED (four) – OP   | * |  |  |  |   |
| *    4%: Good OMS TK ISOL (two) – CL  | * |  |  |  |   |
| *    If OMS P <sub>c</sub> < 80 or OMS TEMP,  | * |  |  |  |   |
| *      OMS ENG – OFF  | * |  |  |  |   |
| *    √ADI – LVLH, center needles  | * |  |  |  |   |
| *      RCS COMPLETION   | * |  |  |  |   |
| * <b>OMS ENG FAIL:</b>  | * |  |  |  |   |
| * Failed OMS ENG – OFF  | * |  |  |  |   |
| * OMS XFEED at 1/2 ΔVTOT at fail <table border="1" style="display: inline-table; vertical-align: middle;"><tr><td> </td><td> </td><td> </td><td> </td></tr></table>   |   |  |  |  | * |
|   |   |  |  |  |   |
| *     or OMS QTY <table border="1" style="display: inline-table; vertical-align: middle;"><tr><td> </td><td> </td></tr></table> %L or <table border="1" style="display: inline-table; vertical-align: middle;"><tr><td> </td><td> </td></tr></table> %R |   |  |  |  | * |
|   |   |  |  |  |   |
|   |   |  |  |  |   |
| * <b>2nd OMS FAIL (ENG or PRPLT):</b>   | * |  |  |  |   |
| * Failed OMS ENG – OFF  | * |  |  |  |   |
| * If PRPLT FAIL:  | * |  |  |  |   |
| *    Secure aff OMS   | * |  |  |  |   |
| *    ITEM 18 + <u>0</u> EXEC  | * |  |  |  |   |
| *    √ADI – LVLH, center needles  | * |  |  |  |   |
| *    Interconnect good OMS to RCS   | * |  |  |  |   |
| *      THC +X (√OMS% vs RCS Burn Time)  | * |  |  |  |   |
| *      RCS I'CNCT TK SW (N/A for OMS PRPLT FAIL)  | * |  |  |  |   |
| *      THC +X (√OMS% vs RCS Burn Time)  | * |  |  |  |   |
| *      AFT RCS RECONFIG   | * |  |  |  |   |
| *      RCS COMPLETION   | * |  |  |  |   |

ASC-8a/A/E

HINGE

HINGE

```

* RCS COMPLETION:
* If DIRECT INSERTION:
*   THC +X to ΔVTOT = 0 or TOT AFT QTY 1    %
*
*   At AFT QTY 1      THC +X to FLIP ΔV or
*   if CUR ΔVTOT:    TOT AFT QTY 2    % then
*                   FRCS COMPLETION
*
*   FLIP    -----
*   ΔV   4 8                                     FRCS COMPLETION
*
*   AFT    -----
*   ΔV   2 0                                     THC +X to TGT ΔV
*
*   TGT    -----
*   ΔV   0 0
*
* If w/OMS 1:
*   THC +X to TGT HP or TOT AFT QTY 1    %
*
*   At AFT QTY 1      THC +X to FLIP HP or
*   if CUR HP:        TOT AFT QTY 2    % then
*                   FRCS COMPLETION
*
*   FLIP    -----
*   HP                                          FRCS COMPLETION
*
*   AFT    -----
*   HP                                          THC +X to TGT HP
*
*   TGT    -----
*   HP     
*
* FRCS COMPLETION:
*   Mnvr to -X Att (pitch up at 3°/sec to VGOz = +1/4 ΔVTOT)
*   THC -X to ΔVTOT = 0 or FRCS depletion (JETS FAIL OFF)

```

CUTOFF  
+ :02 OMS ENG(s) – OFF (If < 3 IMU, at  :  )  
\* AFT RCS RECONFIG if INTERCONNECT \*  
Trim X,Z residuals < 2 fps (< 0.5 fps if shallow)  
ASC-8aa/120/A/A

**AOA DEORBIT BURN (1 ENG)**

- √MM302      √OMS L or R
- √OMS BURN CONFIG (L or R XFEED)
- Enter TGO + 10 sec
- √TRIM: P +0.4, LY +5.2, RY -5.2
- L,R OMS He PRESS/VAP ISOL A (two) – OP
- ... Wait 2 sec ...      B (two) – OP
- √DAP – AUTO(PASS)/DISC
- ADI – LVLH(REF)/HI/MED
- FLT CNTLR PWR (two) – ON

- TIG-2      Good OMS ENG – ARM/PRESS
- :15      EXEC
- :15      If OMS AFT QTY < 11%, THC +X to OMS IGN + 1 sec
- :00      Start watch (√P<sub>c</sub>, ΔVTOT, ENG VLVs)

OMS XFEED RETURN at ΔVTOT = 

--	--	--

  
or 

--	--

 at 

--	--

 %

L,R OMS TK ISOL (four) – OP  
XFEED (four) – CL

- \* **OMS PRPLT FAIL (CONTINUE BURN):** \*
- \* OMS ENG – OFF \*
- \* ITEM 18 +0 EXEC \*
- \* Secure aff OMS \*
- \* √ADI – LVLH, center needles \*
- \* Interconnect good OMS to RCS \*
- \*     THC +X (√OMS% vs RCS Burn Time) \*
- \*     AFT RCS RECONFIG \*
- \*     RCS COMPLETION \*
- \* **OMS ENG FAIL (CONTINUE BURN):** \*
- \* OMS ENG – OFF \*
- \* √ADI – LVLH, center needles \*
- \* Interconnect good OMS to RCS \*
- \*     THC +X (√OMS% vs RCS Burn Time) \*
- \*     RCS I'CNCT TK SW \*
- \*     THC +X (√OMS% vs RCS Burn Time) \*
- \*     AFT RCS RECONFIG \*
- \*     RCS COMPLETION \*
- \* **RCS +X JET FAIL OFF:** \*
- \* ITEM 18 +0 EXEC \*
- \* 

G23
-----

 Resel jet      ASC-8b/A/B \*

HINGE

MS ONLY

6-22

ASC/120/FIN

HINGE

\* **RCS COMPLETION:**

\* If DIRECT INSERTION:  
 \* THC +X to  $\Delta VTOT = 0$  or TOT AFT QTY 1    %  
 \*  
 \* At AFT QTY 1                      THC +X to FLIP  $\Delta V$  or  
 \* if CUR  $\Delta VTOT$ :                      TOT AFT QTY 2    % then  
 \*    FRCS COMPLETION  
 \*  
 \* FLIP   -----  
 \*  $\Delta V$                                       FRCS COMPLETION  
 \*  
 \* AFT   -----  
 \*  $\Delta V$                                       THC +X to TGT  $\Delta V$   
 \*  
 \* TGT   -----  
 \*  $\Delta V$

\* If w/OMS 1:  
 \* THC +X to TGT HP or TOT AFT QTY 1    %  
 \*  
 \* At AFT QTY 1                      THC +X to FLIP HP or  
 \* if CUR HP:                              TOT AFT QTY 2    % then  
 \*    FRCS COMPLETION  
 \*  
 \* FLIP   -----  
 \* HP    FRCS COMPLETION  
 \*  
 \* AFT   -----  
 \* HP    THC +X to TGT HP  
 \*  
 \* TGT   -----  
 \* HP

\* **FRCS COMPLETION:**  
 \* Mnv to -X Att (pitch up at 3°/sec to VGOz = +1/4  $\Delta VTOT$ )  
 \* THC -X to  $\Delta VTOT = 0$  or FRCS depletion (JETS FAIL OFF)

CUTOFF  
 + :02 OMS ENG – OFF (If < 3 IMU, at  :  )  
 \* AFT RCS RECONFIG if INTERCONNECT \*  
 Trim X,Z residuals < 2 fps (< 0.5 fps if shallow)

ASC-8bb/120/A/A

**AOA DEORBIT BURN (RCS)**

√MM302      √RCS SEL  
√RCS BURN CONFIG (L OMS I'CNCT)

L,R OMS He PRESS/VAP ISOL A (two) – OP  
... Wait 2 sec ...                      B (two) – OP

√DAP – INRTL/DISC  
ADI – LVLH(REF)/MED/MED  
FLT CNTLR PWR (two) – ON

TIG            THC +X  
Maintain PITCH ATT ERR ± 3°  
Monitor ΔVTOT

RCS I'CNCT TK SW at ΔVTOT =   
R OMS XFEED (two) – OP  
L OMS XFEED (two) – CL

-----  
| **OMS PRPLT LOW** |  
| AFT RCS RECONFIG AT ΔVTOT =  |  
RCS COMPLETION

- \* **OMS PRPLT FAIL (MULTIPLE JETS FAIL OFF):** \*
- \*    Secure aff OMS \*
- \*    ITEM 18 +0 EXEC \*
- \*     Resel jets \*
- \*    Interconnect good OMS to RCS \*
- \*    THC +X (√OMS% vs RCS Burn Time) \*
- \*    AFT RCS RECONFIG \*
- \*    RCS COMPLETION \*
- \* **RCS +X JET FAIL OFF:** \*
- \*    ITEM 18 +0 EXEC \*
- \*     Resel jets \*

ASC-7a/A/B

HINGE

MS ONLY

6-24

ASC/120/FIN



HINGE

\* **RCS COMPLETION:** \*  
\* If DIRECT INSERTION: \*  
\*     THC +X to  $\Delta VTOT = 0$  or TOT AFT QTY 1    % \*  
\*     At AFT QTY 1           THC +X to FLIP  $\Delta V$  or \*  
\*     if CUR  $\Delta VTOT$ :       TOT AFT QTY 2    % then \*  
\*                           FRCS COMPLETION \*  
\*     FLIP    ----- \*  
\*      $\Delta V$     4 8                   FRCS COMPLETION \*  
\*     AFT    ----- \*  
\*      $\Delta V$     2 0                   THC +X to TGT  $\Delta V$  \*  
\*     TGT    ----- \*  
\*      $\Delta V$     0 0 \*  
\* If w/OMS 1: \*  
\*     THC +X to TGT HP or TOT AFT QTY 1    % \*  
\*     At AFT QTY 1           THC +X to FLIP HP or \*  
\*     if CUR HP:            TOT AFT QTY 2    % then \*  
\*                           FRCS COMPLETION \*  
\*     FLIP    ----- \*  
\*     HP                       FRCS COMPLETION \*  
\*     AFT    ----- \*  
\*     HP                       THC +X to TGT HP \*  
\*     TGT    ----- \*  
\*     HP \*  
\* **FRCS COMPLETION:** \*  
\*     Mnvr to -X Att (pitch up at 3°/sec to VGOz = +1/4  $\Delta VTOT$ ) \*  
\*     THC -X to  $\Delta VTOT = 0$  or FRCS depletion (JETS FAIL OFF) \*

CUTOFF:  
VGOx = 0, release THC  
AFT RCS RECONFIG  
Trim Inplane X,Z residuals < 2 fps (< 0.5 fps if shallow)  
ASC-7aa/120/A/A



This Page Intentionally Blank



MS ONLY

6-26

ASC/120/FIN






**POST D/O  
BURN**

AOA POST DEORBIT BURN

6-27

ASC/120/FIN



1: GNC DEORB MNVR EXEC	2: GNC DEORB MNVR EXEC
3: BFS, GNC SYS SUMM 2	

B F6,F8      FLT CNTLR PWR (two) – OFF  
 C3            √DAP: AUTO

**P OMS/RCS POST BURN RECONFIG**

**POST D/O  
BURN**

**IF I'CNCT**  
 Perform I'CNCT RETURN  
 (ENT PKT, RCS)

O7      AFT L,R RCS  
           √He PRESS (four)                    – OP (tb-OP)  
           √TK ISOL (six)                      – GPC (tb-OP)  
           MANF ISOL 1,2,3,4 (eight) – OP (tb-OP)  
           √XFEED (four)                        – GPC (tb-CL)

O8      FWD RCS  
           TK ISOL (two) – OP (tb-OP)  
 L,R OMS  
           He PRESS/VAP ISOL (four) – CL  
           TK ISOL (four)                        – OP (tb-OP)

\* If OMS PRPLT FAIL:                    \*  
 \*    √Aff TK ISOL (two) – CL        \*

XFEED (four) – CL (tb-CL)

Determine Prebank  
 Determine ΔHP (CUR HP -TGT HP)

Use RECOVERY PREBANK TABLES  
 Record Prebank on ENTRY MANEUVERS  
 Cue Card

1: GNC DEORB MNVR EXEC	2: GNC DEORB MNVR EXEC
3: BFS, GNC SYS SUMM 2	

\* **RECOVERY PREBANK TABLES (KSC)** \*

\* NOTE: APPLICABLE ONLY IF OMS 1 REQD \*

\* (ATO/AOA steep entries) \*

**KSC**

$\Delta$ HP	0	3	7	10	13	16	19	23	26
PREBANK	0	45	80	95	100	105	115	140	175

\* (ATO/AOA shallow entries) \*

**KSC**

$\Delta$ HP	0	1	2	3	4	5	6	7	8
PREBANK	90	105	110	120	125	135	145	160	180

120 OCFR1

**C POST BURN STATUS**

NOMINAL

$\Delta$ TIG

<input type="text"/>	:	<input type="text"/>	<input type="text"/>
----------------------	---	----------------------	----------------------

P CRT2 **GNC, OPS 303 PRO**

1: GNC DEORB MNVR COAST	2: GNC DEORB MNVR COAST
-------------------------	-------------------------

1: GNC DEORB MNVR COAST	2: GNC DEORB MNVR COAST
3: BFS, GNC SYS SUMM 2	

C CRT1    √Uplinked INRTL EI-5 MM303 ATT with DEL PAD

- \* If no Deorbit TGT uplink, enter INRTL \*
- \* EI-5 MM303 ATT from DEL PAD: \*
- \*    R – ITEM 24 + \_\_\_\_\_ \*
- \*    P – ITEM 25 + \_\_\_\_\_ \*
- \*    Y – ITEM 26 + \_\_\_\_\_ \*

Mnvr to EI-5 ATT – ITEM 27 EXEC (\*)

- \* If UNDERBURN or no DEL PAD, \*
- \* manually mnvr to LVLH R001, Y358, \*
- \* P per table below \*

TIME to EI (min)	LVLH PITCH (deg)
20	339
	343
	347
	351
	355
15	359
	3
	7
	11
	15
10	19
	23
	27
	31
	35
5	39

1: GNC DEORB MNVR COAST	2: GNC DEORB MNVR COAST
3: BFS, GNC SYS SUMM 2	

**C OMS GMBL PWRDN (PASS ONLY)**

CRT1 Verify GMBL positions:  
                  L          R  
          P  +5.9  +5.9  
          Y  +6.4  -6.4  
          GMBL OFF – ITEM 32 EXEC  
                  – ITEM 33 EXEC

1: GNC 53 CONTROLS	2: BFS, GNC SYS SUMM 2
3: GNC DEORB MNVR COAST	

**C SECONDARY ACTUATOR CHECK (ON MCC GO)**

NOTE

If port does not bypass during check, bypass affected port after check:

SEC ACT BYPASS – ITEM 8 +X X EXEC

If affected port still does not bypass:

SEC ACT RESET – ITEM 9 +X X EXEC

- R2 1. HYD MN PUMP PRESS (one) – NORM
- CRT3 2. SURF DRIVE ON, ITEM 39 EXEC (\*), wait at least 5 sec
- SPI √SPI: Stop drive test when elevon posns within +12° to -27°:  
SURF DRIVE OFF, ITEM 40 EXEC (\*)
- CRT1 3. √POS STIM ENA, ITEM 7 – (no \*)
- C3 4. √FCS CH 1,2,3,4 – AUTO
- CRT1 5. SEC ACT CK, CH 1 – ITEM 1 EXEC (\*)  
CK START – ITEM 5 EXEC (\*)
- 6. √All CH 1 ports bypass ‘↓’  
STOP – ITEM 6 EXEC (\*)
- C3 7. FCS CH 1 – ORIDE
- CRT1 √All CH 1 ports reset no ‘↓’
- C3 FCS CH 1 – AUTO
- 8. Repeat steps 5 thru 7 for CH 2,3,4
- R2 9. HYD MN PUMP PRESS (three) – LO

1: GNC 53 CONTROLS	2: BFS, GNC SYS SUMM 2
3: GNC DEORB MNVR COAST	

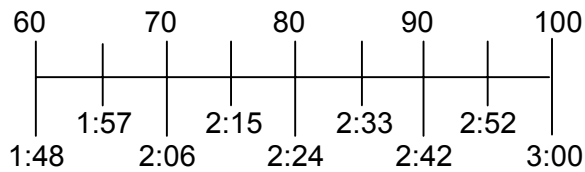
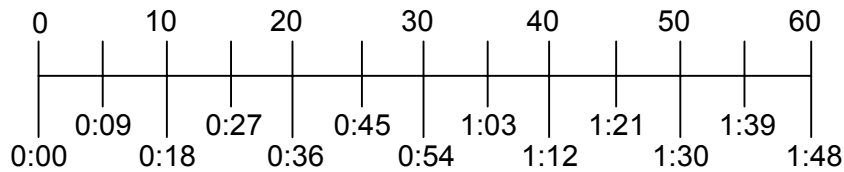
1: GNC 23 RCS	2: GNC DEORB MNVR COAST
3: BFS, GNC SYS SUMM 2	

**P FRCS DUMP**

Determine FWD RCS 'DUMP TO %' using lowest of OX or FU qty (calculator or DEL PAD)

FOUR JET DUMP:

FRCS PRPLT TO BE DUMPED (%)



TIME FROM DUMP INITIATION (M:S)

NOTE

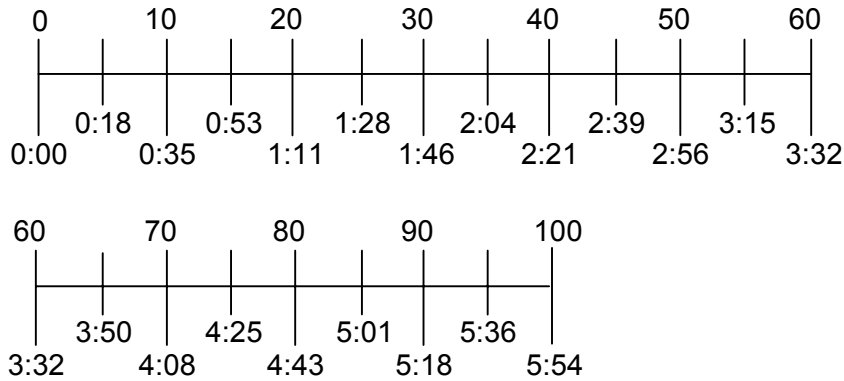
During dump, disregard FRCS qty



1: GNC 23 RCS	2: GNC DEORB MNVR COAST
3: BFS, GNC SYS SUMM 2	

TWO JET DUMP:

FRCS PRPLT TO BE DUMPED (%)



TIME FROM DUMP INITIATION (M:S)

NOTE

During dump, disregard FRCS qty

CRT2      FWD RCS ARM – ITEM 36 EXEC  
              DUMP – ITEM 37 EXEC  
              (Start watch)  
              When dump time achieved:  
              FWD RCS OFF – ITEM 38 EXEC

1: GNC DEORB MNVR COAST
-------------------------

1: GNC DEORB MNVR COAST	2: GNC DEORB MNVR COAST
-------------------------	-------------------------

3: BFS, GNC SYS SUMM 2
------------------------

2: GNC 50 HORIZ SIT
---------------------

3: BFS, GNC 50 HORIZ SIT
--------------------------

**HORIZ SIT CONFIG**

ALTM – ITEM 9 + 

		.		
--	--	---	--	--

	<u>PASS ITEM</u>	<u>BFS ITEM</u>	
PTI	INH √1		
LAND SITE (AOA DEL PAD)	√41		√41
RWY (AOA DEL PAD)	√3		√3
	√4		√4
TAC (per AOA RWY)	√5		√5
RA	blank √46		
TAEM TGT			
G&N	OVHD √6	blank	
HSI	blank	blank	
XEP	NEP √7	NEP	√7
AIM (AOA DEL PAD)	NOM √8	NOM	√8
	(or CLSE)	or (CLSE)	
SPDBK	NOM √39		
TAC	INH √20	INH	√20
GPS	INH √43	INH	√43
DRAG H	AUT √22	AUT	√22
ADTA H	INH √26	INH	√26
ADTA TO G&C	INH √29	AUT	√28
TAC	DELTA √35		
DES any failed TACANS	√		√
AIF_G	INH √48		

\* If BFS engaged: \*

\* Set HSD BFS ITEMS to PASS Config \*

1: GNC DEORB MNVR COAST	2: GNC 50 HORIZ SIT
3: BFS, GNC 50 HORIZ SIT	

### ENTRY SW CHECK

- B F6,F8 Stow AOA DEORBIT BURN Cue Cards (R3A)  
R3A Install ENTRY Cue Cards

**NOTE**

If NAVAIDS 'OFF' due to PKT C/L PWRDN,  
switch 'ON' per pwrdn procedure

- P 07    √TACAN MODE (three) – GPC  
          √ANT SEL (three) – AUTO  
          CH (three) – 

111
-----

 (EDW)  
                                – 

059Y
------

 (KSC)  
                                – 

121Y
------

 (NOR)
- 08       √RADAR ALTM (two) – ON  
          MLS (three) – ON (PASS)  
          √CH (three) – 8 

EDW 22	KSC 15
--------	--------

  
                                – 6 

KSC 33	EDW 04
--------	--------

NOR 17	NOR 23
--------	--------
- I/O RESET
- C L2     √CAB RELIEF (two) – ENA (tb-ENA)  
          √ANTISKID – ON  
          √NWS – 1  
          √ENTRY MODE – AUTO  

3: GNC 51 OVERRIDE
--------------------

  
          √ROLL MODE – AUTO
- B L2,C3   √SBTC (two) – full fwd  
C3        √SRB SEP – AUTO  
          √ET SEP – AUTO
- F6,F8     √AIR DATA (two) – NAV  
          √ADI ERR (two) – 5  
          √RATE (two) – 5  
          √HSI SEL MODE (two) – ENTRY
- C F6           √SOURCE (two) – NAV, 1  
P F8           √SOURCE (two) – NAV, 2
- B F3        √TRIM RHC/PNL (two) – INH  
                  √PNL (two) – ON
- F6,F8     √RADAR ALTM (two) – 1(C), 2(P)

1: GNC DEORB MNVR COAST	2: GNC 50 HORIZ SIT
3: GNC 51 OVERRIDE	

- \* **If APUs shut down:** \*
- \* Perform APU RESTART \*
- \* (ENT PKT, APU/HYD) \*

**PRE EI CHECKLIST**

- \* If less than four PASS GPCs, config FCS \*
- \* CHs so that each GPC cmd equals number \*
- \* of CHs. See table on POST OPS 3/GRTLs \*
- \* TRANSITION RESTRING (Cue Card) \*
- \* \*
- \* 

GNC 53 CONTROLS
-----------------

 \*
- \* \*
- \* Config SURF FBK (See table on POST \*
- \* OPS 3/GRTLs TRANSITION RESTRING \*
- \* (Cue Card) \*
- \* \*

2: GNC DEORB MNVR COAST	
3: BFS, GNC DEORB MNVR COAST	

- B F6,F8 FLT CNTLR PWR (two) – ON
- P If SECONDARY ACTUATOR CHECK performed:
- R2 HYD MN PUMP PRESS (one) – NORM
- Go to ENTRY MANEUVERS (Cue Card)



OMS FAILURE

**OMS  
FAILURE**



MS ONLY

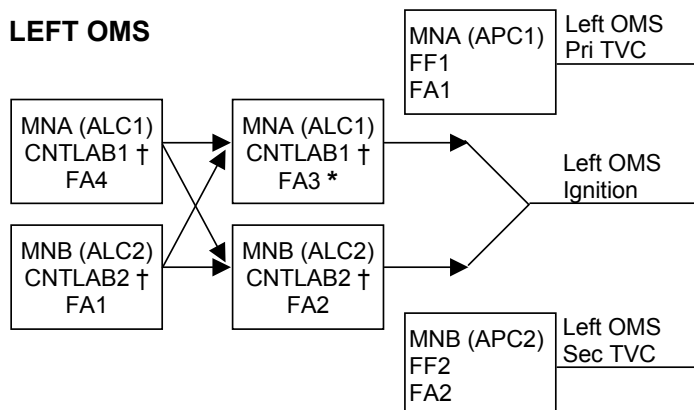
6-37

ASC/120/FIN



## OMS FAILURES

### LEFT OMS

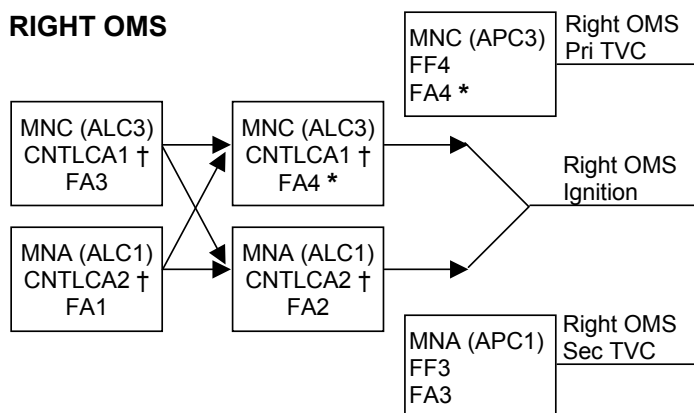


† If CNTL AB1 or AB2 (CA1 or CA2) failed and ign path still exists at OMS fail, assume L(R) OMS ↓ is PRPLT FAIL

\* If L(R) P<sub>c</sub> failed high during burn, or FA3(4) failed, at L(R) OMS fail, no guidance downmode after L(R) OMS ENG switch OFF (TGO slow, ADI needles in error, 6 ft/s underburn)

OMS FAILURE

### RIGHT OMS



If two FA MDMs lost		
MDMs	Preburn: ENG – OFF	During burn: MAN SHUTDN
1,2	LEFT (TVC)	BOTH
1,3	RIGHT (IGN)	LEFT
1,4	LEFT (IGN)	RIGHT
2,3	LEFT (IGN)	RIGHT
2,4	RIGHT (IGN)	LEFT
3,4	RIGHT (TVC)	BOTH

ASC-5b/A,O,E/I



OMS/RCS ΔV

**OMS/  
RCS ΔV**



### OMS He PRESS/ $\Delta$ V/BURN TIME

OMS% GAGE	OMS He Press	OMS $\Delta$ V	RCS $\Delta$ V	RCS BURN MIN:SEC
95.6	4650	475	393	14:39
95	4630	472	390	14:34
90	4430	447	369	13:45
85	4230	421	348	12:57
80	4030	395	327	12:09
75	3830	370	306	11:21
70	3630	344	285	10:33
65	3430	318	263	09:45
60	3230	292	242	08:57
55	3030	266	221	08:09
50	2830	240	199	07:21
45	2630	214	178	06:32
40	2430	188	156	05:44
35	2230	161	135	04:56
30	2030	135	113	04:08
25	1830	109	91	03:20
20	1630	82	69	02:32
15	1430	56	47	01:43
10	1230	29	25	00:54
5	1030	2	2	00:04

OMS/  
RCS  $\Delta$ V

<b>OMS-2/AOA <math>\Delta</math>V</b>
<b>ARCS <math>\Delta</math>V fps =</b> $\boxed{0.7} \times [L\% + R\% - \text{AFT QTY } 1]$
<b>FRCS <math>\Delta</math>V fps =</b> $\boxed{0.8}$ x FRCS %
<b>OMS <math>\Delta</math>V fps =</b> $\boxed{5.1}$ x OMS %

NOTE: Uses assumed vehicle weight of  $\boxed{256,393}$  lb



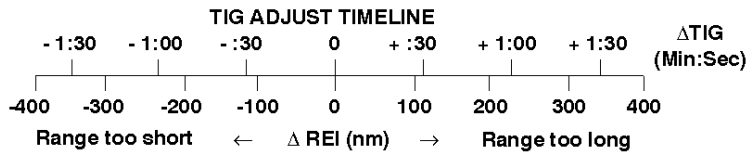
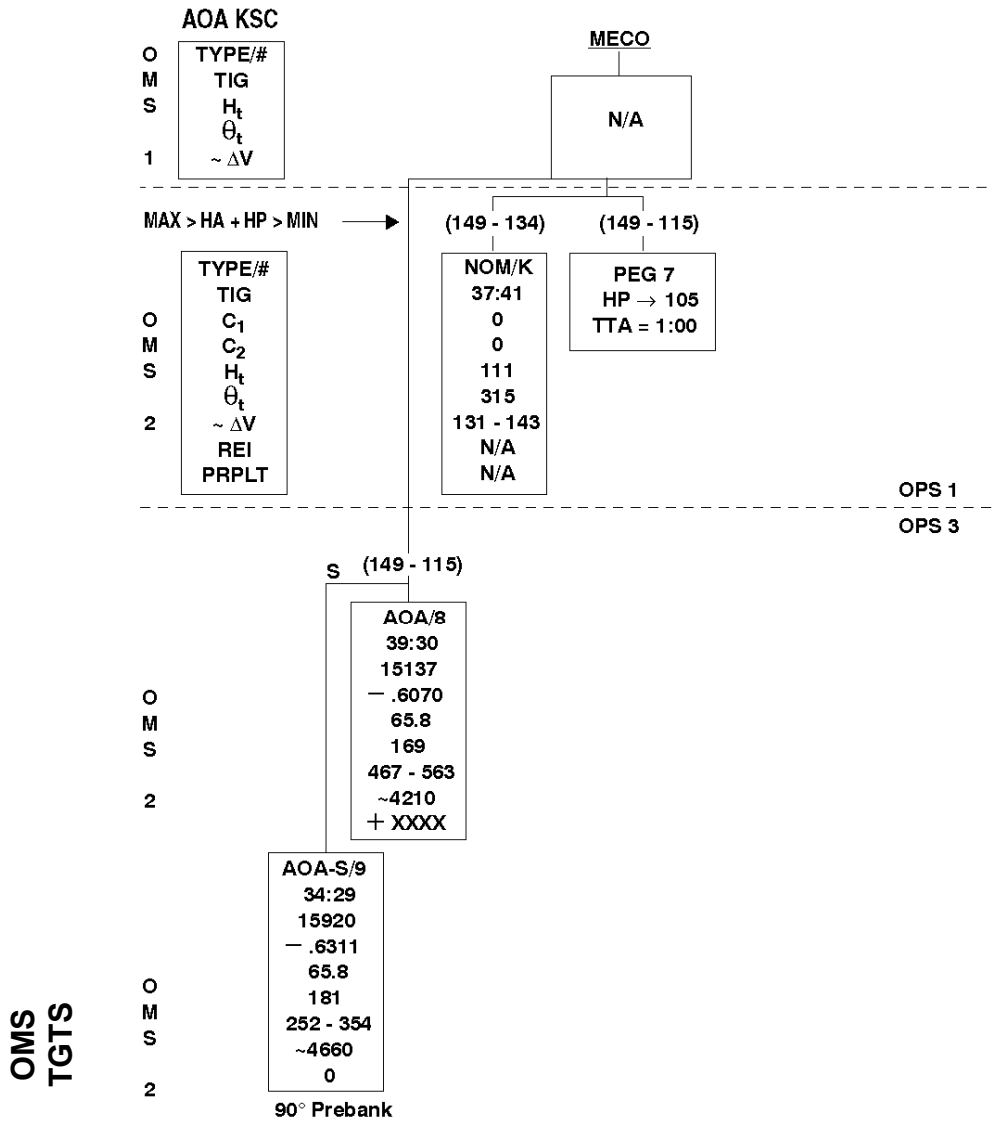


OMS TARGETS, COMM COVERAGE, LAND SITES

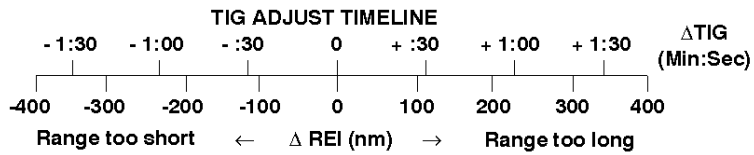
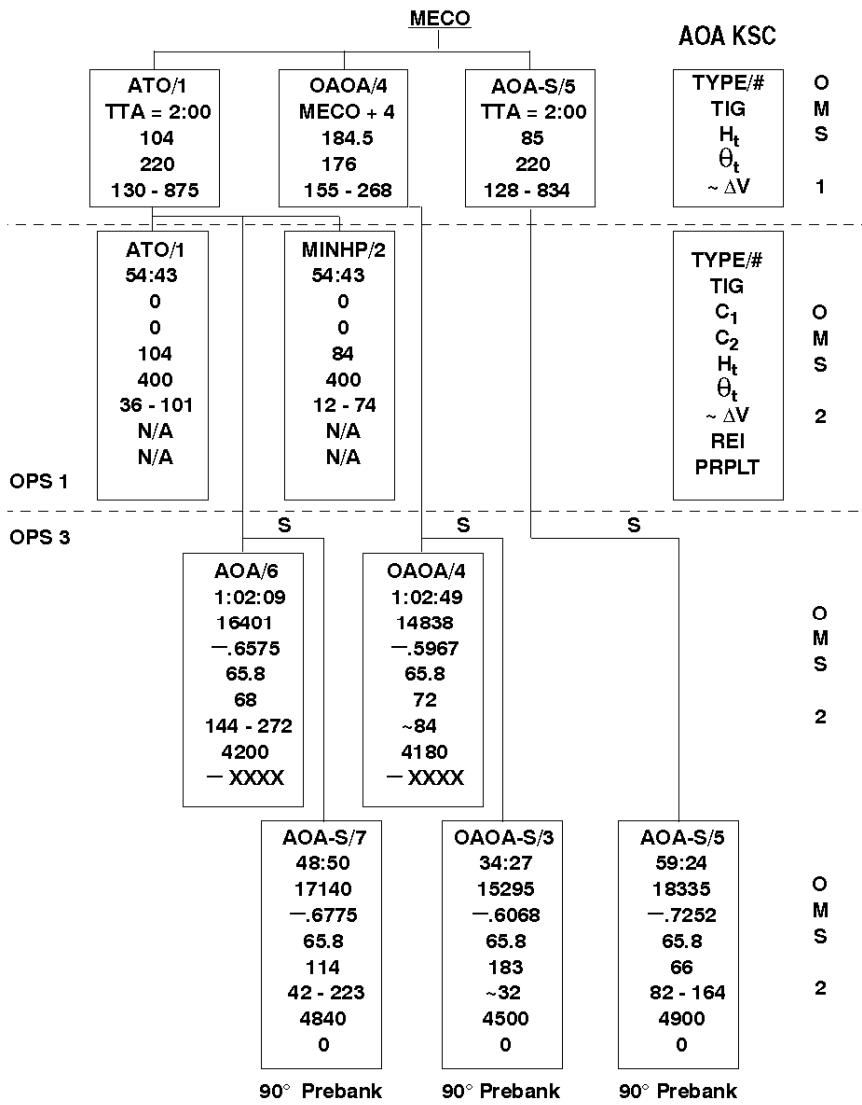
**OMS  
TGTS**



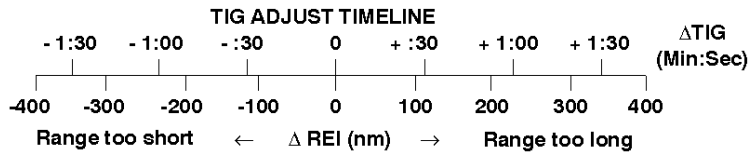
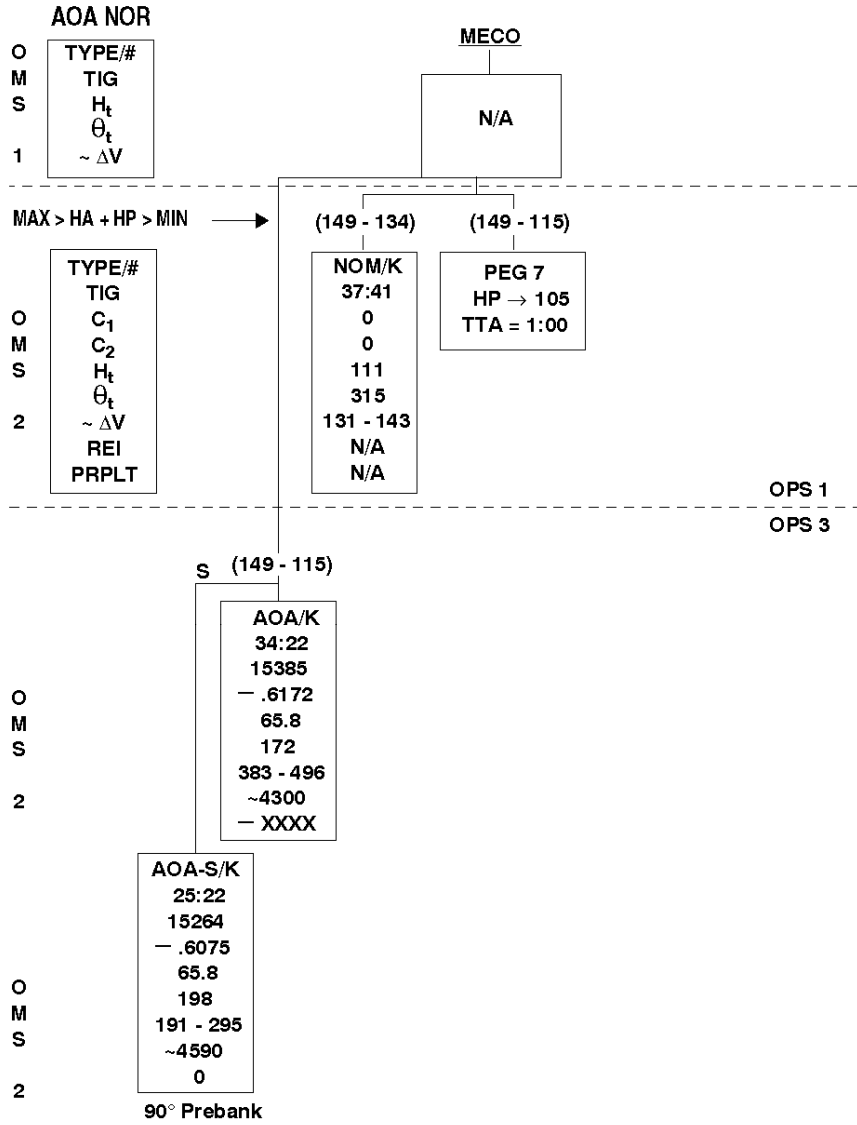
# STS-120 OCFR1 CY OMS TARGETS - DIRECT INSERTION



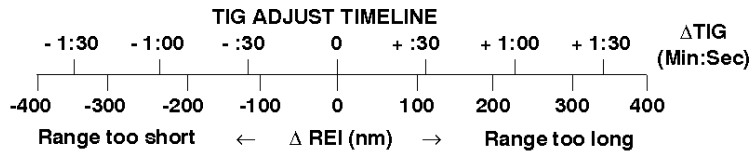
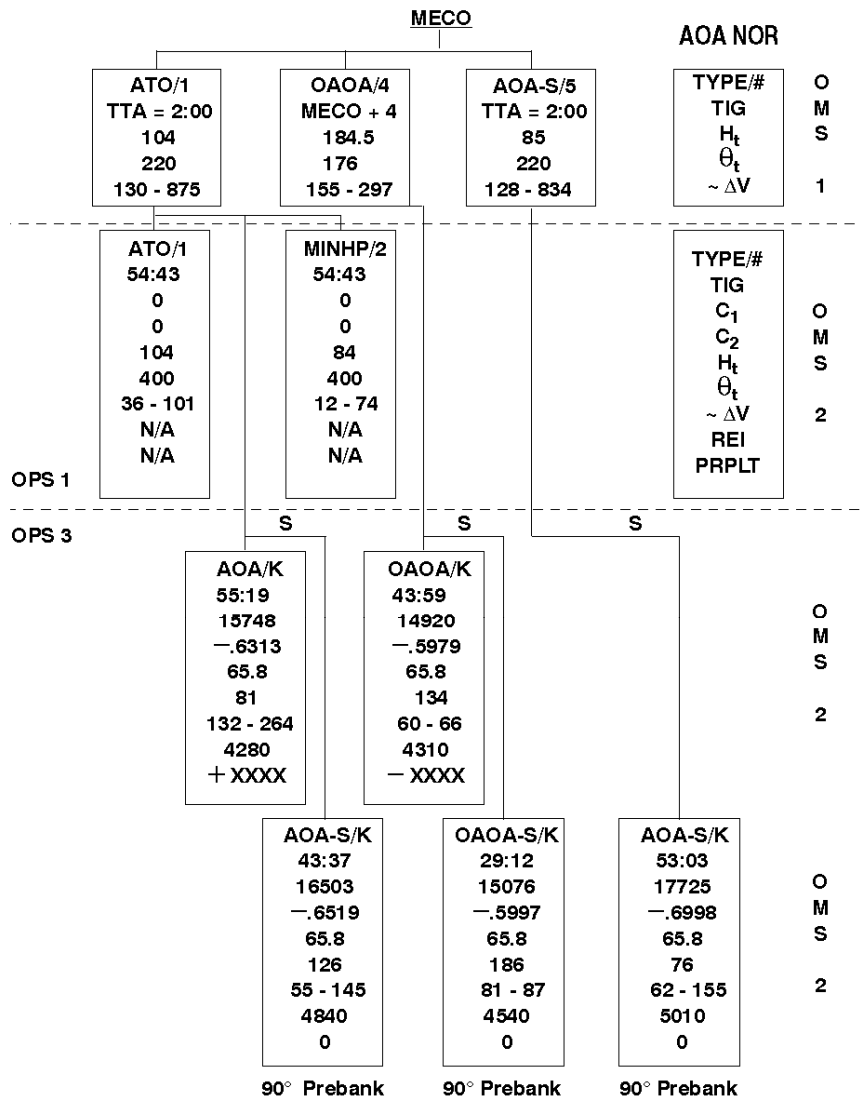
# STS-120 OCFR1 CY OMS TARGETS - W/OMS 1



# STS-120 OCFR1 CY OMS TARGETS - DIRECT INSERTION

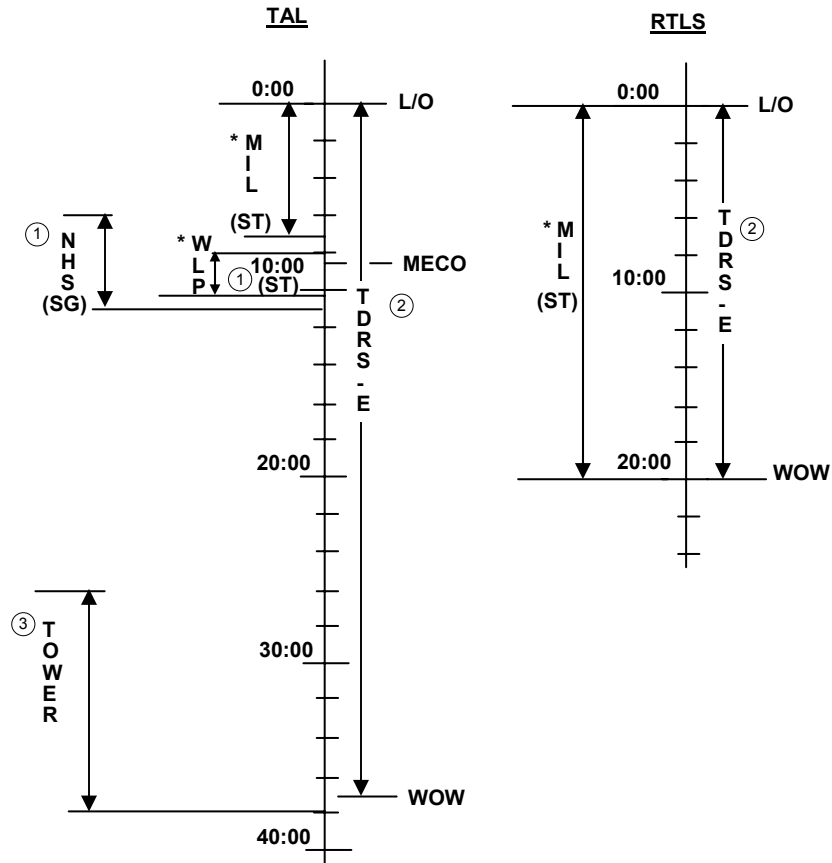


# STS-120 OCFR1 CY OMS TARGETS - W/OMS 1



**COMM  
COVER**

## COMMUNICATION COVERAGE – (TAL/RTLS)



**MODE**

ST – STDN  
 SG – SGLS

\*UHF available

**NOTE:** ① NHS/WLP coverage only on high inclinations

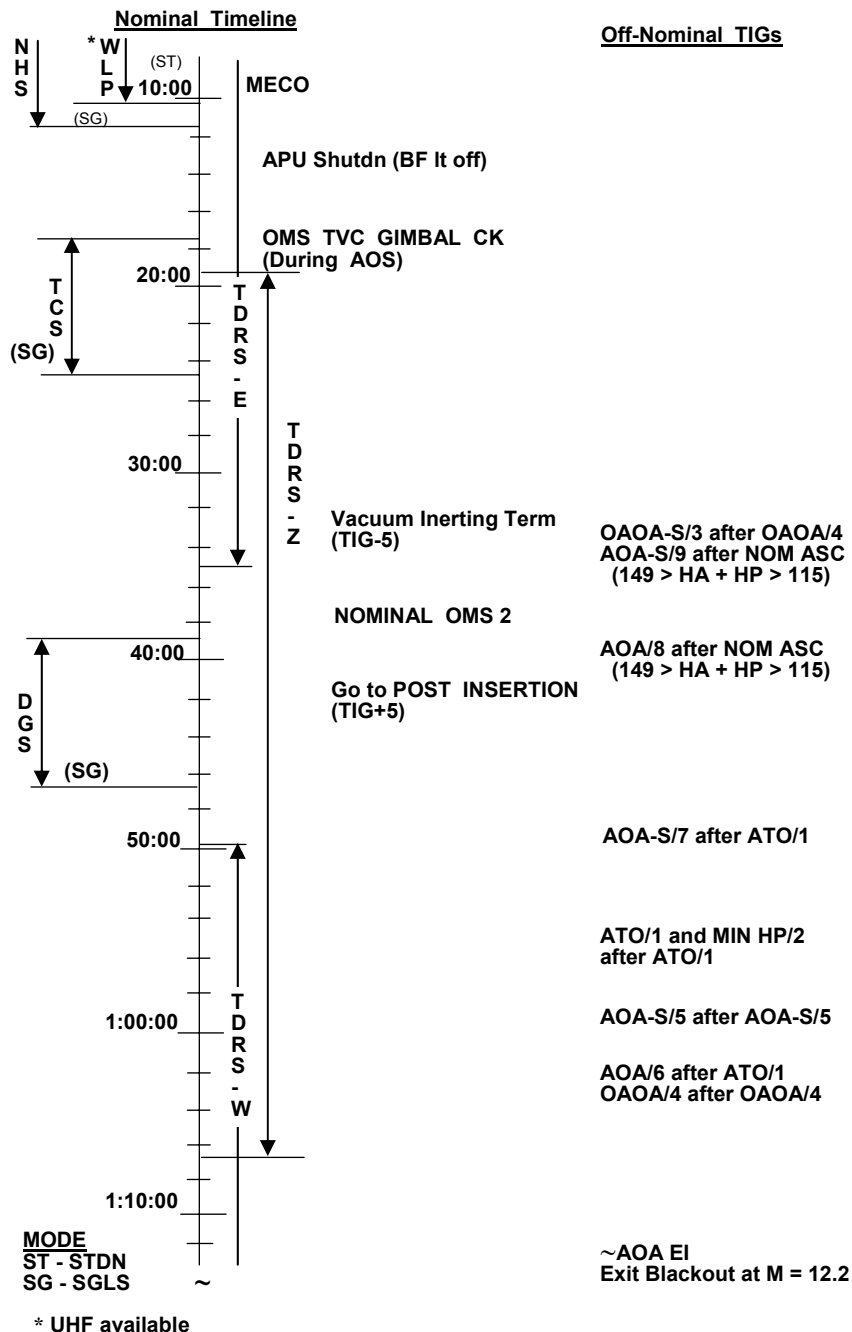
② ET blocks coverage until vehicle upright

③ Tower UHF installed at all TAL sites

**COMM  
COVER**

# COMMUNICATION COVERAGE – (AOA to KSC)

LAND SITE



STS-120 LANDING SITE TABLE  
(50° to 63.5° INCLINATION)

SITE	LOCATION	RWY	TACANS		MLS CH	LG	+ OVR RUN
				ITEM 5			
1	KSC	KSC 15 KSC 33	TTS 59Y	COF 97	8 6	15000 15000	1000 1000
2	BEN GUERIR	BEN 36 BEN 18	MAK 80 ■	CBA 116 ■	- -	13720 13220	0 1000
3	MORON AB	MRN 20 MRN 02	MRN 100	AOG 23	◆6 -	11730 11730	1000 1000
4	ZARAGOZA	ZZA 30L ZZA 12R	ZZA 64	ZAR 77 ■	◆6 -	12200 12200	1000 1010
5	MYRTLE BEACH	MYR 36 MYR 18	ILM 117	FLO 99	- -	9500 9500	1000 1000
6	WILMINGTON	ILM 06 ILM 24	ILM 117	DIW 107 ■	- -	7500 7500	0 0
7	CHERRY POINT	NKT 32L NKT 23R	EWN 83 ■	NCA 101	- -	7110 7100	800 880
8	OCEANA NAS	NTU 32R NTU 23L	NGU 48	ORF 116	- -	7500 11500	0 0
9	WALLOPS	WAL 28 WAL 04	SBY 49	SWL 71	- -	7510 8750	0 0
10	DOVER AFB	DOV 32 DOV 19	SIE 95	CYN 81	- -	12400 9100	0 0
11	ATLANTIC CITY	ACY 31 ACY 13	CYN 81	SIE 95	- -	9500 9500	0 0
12	BEN GUERIR	BEN 36 BEN 18	MAK 80 ■	CBA 116 ■	- -	13720 13220	0 1000
13	*MORON AB	MRN 20 MRN 02	MRN 100	AOG 23	◆6 -	11730 11730	1000 1000
14	*ZARAGOZA	ZZA 30L ZZA 12R	ZZA 64	ZAR 77 ■	◆6 -	12200 12200	1000 1010
15	GABRESKI	FOK 06 FOK 24	HTO 83	GON45Y ■	- -	8500 8500	1000 1000

◆ Available for TAL Only

■ DME

\* LO XRNG TAL Site

Length after displaced threshold



**STS-120 LANDING SITE TABLE  
(50° to 63.5° INCLINATION)**

S I T E	LOCATION	RWY	TACANS		MLS CH	LG	+ OVR RUN
				ITEM 5			
16	OTIS ANGB	FMH 32	BOS 74	PVD 103	-	9000	0
		FMH 23			-	7500	0
17	PEASE INT'L	PSM 34	ENE 118	BOS 74	-	10020	0
		PSM 16			-	10020	0
18	HALIFAX INT'L	YHZ 23	UAW 38	YHZ 98 ■	-	8800	0
		YHZ 32			-	7700	0
19	STEPHEENVILLE	YJT 09	YJT 78	YDF 80 ■	-	9500	0
		YJT 27			-	9500	0
20	ST JOHNS INT'L	YYT 29	UYT 23	YYT 82 ■	-	8500	0
		YYT 11			-	8500	0
21	GANDER INT'L	YQX 21	YQX 74	IQX 32 ■	-	9700	0
		YQX 31			-	8900	0
22	GOOSE BAY	YYR 26	UYR 40	YYR 120 ■	-	10550	0
		YYR 34			-	9080	0
23	LAJES	LAJ 15	TRM 109	LAJ 45	-	10870	970
		LAJ 33			-	10870	990
24	BEJA	BEJ 01L	MOJ 37	BEJ 105	-	10820	0
		BEJ 19R			-	10820	900
25	KEFLAVIK	IKF 20	KEF 57	HL 44 ■	-	9520	0
		IKF 29			-	9560	0
26	SHANNON	INN 06	SHA 80 ■	CRN 37 ■	-	9540	0
		INN 24			-	9540	0
27	FAIRFORD	FFA 27	FFA 81	BZN 56	-	9490	990
		FFA 09			-	9490	970
28	KOLN-BONN	KBO 14L	GIX 18	DOR 23Y ■	-	12020	0
		KBO 32R			-	12020	0
29	ISTRES AB	FMI 33	◆FMI 16	NIM 53	◆6	11300	3960
		FMI 15			-	12300	0
30	ESENBOGA	ESN 03R	BAG 78 ■	BUK 90 ■	-	11800	0
		ESN 21L			-	11800	0

◆ Available for TAL Only

■ DME

**Length** after displaced threshold

**STS-120 LANDING SITE TABLE  
(50° to 63.5° INCLINATION)**

S I T E	LOCATION	RWY	TACANS		MLS CH	LG	+ OVR RUN
				ITEM 5			
31	KING KHALID	KKI 15R KKI 33L	RIY 92	KIA 80	-	13300	0
					-	13300	0
32	DIEGO GARCIA	JDG 31 JDG 13	NKW 57	NKW 57	-	12000	950
					-	12000	950
33	AMBERLEY TINDAL RAAF	AMB 15 PTN 14	AMB 94 -	- TDL 70	-	9500	0
					-	8500	0
34	YOKOTA AB	JTY 36 JTY 18	SHT 19	NJA 98	-	11000	1000
					-	11000	1000
35	ANDERSEN AFB	GUA 06L GUA 24R	UAM 54	UNZ 100	-	10560	1050
					-	10560	1000
36	WAKE ISLAND	WAK 28 WAK 10	AWK 82	AWK 82	-	9360	0
					-	9360	0
37	HONOLULU	HNL 08R HNL 26L	HNL 95	NGF 93	-	11500	0
					-	11500	0
38	ELMENDORF	EDF 24 EDF 06	EDF 81	BGQ 72	-	9500	0
					-	9500	0
39	HAO ATOLL	HAO 12 HAO 30	HAO 85 ■	HAO 85 ■	-	10390	0
					-	10390	0
40	RIO GALLEGOS	AWG 25 AWG 07	GAL 114 ■	GAL 114 ■	-	10900	0
					-	10900	0
41	ASCENSION	HAW 13 HAW 31	ASI 59	ASI 59	-	9520	0
					-	9520	0
42	NORTHROP	NOR 17 NOR 23	SNG 121Y	HMN 92	6	15000	Lkbd
					6	15000	Lkbd
43	NORTHROP	NOR 05 NOR 35	SNG 121Y	HMN 92	-	15000	Lkbd
					-	15000	Lkbd
44	EDWARDS AFB	EDW 15 EDW 18L	EDW 111	LHS 21	-	16300	Lkbd
					-	15000	Lkbd
45	EDWARDS AFB	EDW 22 EDW 04	EDW 111	LHS 21	8/†	15010	0
					6	14010	1800

† MSBLS Jr. Ch 8 - Requires Uplink

■ DME

**Length** after displaced threshold



WEATHER PADS

8-1

ASC/120/FIN



**WEATHER  
PADS**

**WEATHER  
PADS**

This Page Intentionally Blank

**CONUS TERMINAL FORECASTS RTLS - ORB**

↓ RTLS ACL pg 1-10

DEORB ORBIT	SITE	LDG GMT	SKY	VIS/WX	T/TD (°F)	WIND (MAG)	ALTM	DA	REMARKS
RTLS									
AOA (1)									
AOA (2)									

**UPPER WINDS FORECAST (SFC=MAG, OTHER LEVELS=TRUE)**

FIRST DAY PLS

ALT	RTLS	AOA (1)	AOA (2)	AOA (3)	ORB: _____ DEORB: _____
50K	/	/	/	/	/
38K	/	/	/	/	/
28K	/	/	/	/	/
20K	/	/	/	/	/
12K	/	/	/	/	/
7K	/	/	/	/	/
3K	/	/	/	/	/
1K	/	/	/	/	/
SFC	/	/	/	/	/

TAL ( ) data to ACL FB 2-14

**TAL/CONUS TERMINAL FORECASTS**

DEORB ORBIT	SITE	LDG GMT	SKY	VIS/WX	T/TD (°F)	WIND (MAG)	ALTM	DA	REMARKS
TAL (1)									
TAL (2)									
TAL (3)									

**UPPER WINDS FORECAST (SFC=MAG, OTHER LEVELS=TRUE)**

ALT	TAL (1)	TAL (2)	TAL (3)			
50K	/	/	/			
38K	/	/	/			
28K	/	/	/			
20K	/	/	/			
12K	/	/	/			
7K	/	/	/			
3K	/	/	/			
1K	/	/	/			
SFC	/	/	/			

**ELS TERMINAL FORECASTS (Site Generated)**

	SITE	ID	LDG GMT	SKY	VIS/WX	WIND (TRUE)	ALTM	REMARKS

**ELS TERMINAL FORECASTS (Site Generated) (Cont)**

	SITE	ID	LDG GMT	SKY	VIS/WX	WIND (TRUE)	ALTM	REMARKS



**BLOCK 1 TRAJECTORY MESSAGE**

DEORB ORB	APPROX TIG	SITE/RWY	OOP TIG WINDOW	
			OPEN	CLOSE
<b><u>MAX RATES (1st STAGE)</u></b>		<b><u>MISCELLANEOUS</u></b>		
<b><u>NOTE:</u> IGNORE ATTITUDE ERRORS DURING LOAD RELIEF</b>		NOTAMS: _____		
ROLL _____°/sec at _____		_____		
PITCH _____°/sec at _____		_____		
YAW _____°/sec		_____		
<b><u>TRAJECTORY LOFTING (2nd STAGE)</u></b>				
LOFTED/DEPRESSED _____ K ft at VI _____ K fps				

┌

—

┐

—

This Page Intentionally Blank

—

└

—

└

## SWITCH LIST FOR HANDOVER INGRESS

FWD	MIDDECK	AFT
L5..... 9-3	ML86B..... 9-11	R12L..... 9-18
L side OVHD	ML85E..... 9-13	R11U..... 9-18
Flood..... 9-3	SORG..... 9-13	R11L..... 9-18
L4..... 9-3	MO13Q..... 9-13	R10..... 9-18
L1..... 9-3	ML31C..... 9-13	R13U..... 9-18
L2..... 9-3	ML26C..... 9-13	R13L..... 9-19
S1..... 9-4	ML18F..... 9-13	
	ML30N..... 9-13	A1U..... 9-19
F1..... 9-4	MA73C..... 9-13	A1L..... 9-19
F2..... 9-4	MO10W..... 9-14	A1R..... 9-20
F6U(HUD)..... 9-4	WCS..... 9-14	AFT MDU..... 9-20
F3..... 9-4	MO30F..... 9-14	A6U..... 9-20
F8U(HUD)..... 9-4	MO32M..... 9-14	A6L..... 9-20
F4..... 9-4	MO39M..... 9-14	A2..... 9-21
F6..... 9-4	MO42F..... 9-14	A7U..... 9-21
F7..... 9-5	MO51F..... 9-15	A7L..... 9-21
F8..... 9-5	MO58F..... 9-15	A4..... 9-21
F9..... 9-5	MO52J..... 9-15	A8U..... 9-22
	MO69M..... 9-15	A8L..... 9-22
R1..... 9-5	MD44F..... 9-15	A3..... 9-22
R2..... 9-5	MIDDECK FLOOR... 9-15	
R4..... 9-6	MO63P..... 9-15	L9..... 9-23
R6..... 9-6		L10L..... 9-23
R side OVHD	MIDDECK EXPERIMENTS	L10U..... 9-24
Flood..... 9-6		L11U..... 9-24
	MIDDECK (NONE).. 9-16	L12UL..... 9-24
C2..... 9-6		L12UR..... 9-24
C3..... 9-6	AIRLOCK	L12LL..... 9-24
C5..... 9-7		L12LR..... 9-24
S2..... 9-7	AW18A..... 9-17	L12L..... 9-24
C6..... 9-7	AW18D..... 9-17	R12..... 9-24
C7..... 9-7	AW18H..... 9-17	
	AW82B..... 9-17	A15..... 9-25
O1..... 9-7	AW82D..... 9-17	A14..... 9-25
O2..... 9-7	AW82H..... 9-17	A13..... 9-25
O3..... 9-7	TW58T..... 9-17	A12..... 9-25
O5..... 9-7	A/L IN HATCH..... 9-17	A11..... 9-26
O6..... 9-7	A/L OUT HATCH.... 9-17	
O7..... 9-8	SH HATCH..... 9-17	R14..... 9-26
O8..... 9-8	EXT A/L UPPER	
O9..... 9-8	HATCH..... 9-17	HARDWARE
O13..... 9-9	TNL ADP HATCH.... 9-17	C/W..... 9-27
O14..... 9-9		MEDS CONFIG
O15..... 9-9		FOR INGRESS .... 9-28
O16..... 9-9		
O17..... 9-10		
O19..... 9-10		

SW LIST

NOT FLOWN

9-1

ASC/120/FIN

NOTES

- HANDOVER from LCC occurs at SRB Ignition (LCC to MCC Handover)
- INGRESS denotes switch status prior to beginning of PRE-INGRESS SW RECONFIGURATION (at T-3:00 (hold)) if different than HANDOVER
- - - - - - denotes physical break in panel structure
- Radiator flow valve, indicated by \*, is in full radiator flow position and unpowered to allow maximum radiator flow capability if required
- Radiator isolation valve, indicated by \*\*\*\*, is configured in radiator flow and unpowered
- Talkbacks on panels L2, R11, R13, A6, and ML31C indicated by \*\* are bp because cbs on ML86B, A6, and O16 open. Position of valves indicated below:

L2: O2 EMER - CL  
R11L: SPLY H2O DUMP ISOL VLV - CL  
          VLV - CL  
          GALLEY SPLY VLV - CL

R13L: MMU GN2 SPLY ISOL VLV A - CL  
          B - CL

A6L: VEST DEP VLV SYS 1 VENT ISOL - CL  
          VENT - CL  
          2 VENT ISOL - CL  
          VENT - CL

ML31C: WASTE H2O DUMP ISOL VLV - CL  
          VLV - CL  
          VAC VENT ISOL VLV CNTL - CL

- Before turning OI PCMMU PWR switch on C3, indicated by \*\*\*, to OFF, notify LCC so gnd power can be connected; also notify LCC before turning it to 1 after crew ingress
- All unspecified/unlabeled switches - dn (2 position)/ctr (3 position), tb - bp, cb - op, rotaries - full counter clockwise
- PL RETEN PL SEL switch on panel A6U will nominally be 1 for deployable payload missions using only a single PL SEL position but will be MON until PRE-INGRESS SW CONFIG. All other missions will be in MON (Fit Rule A10-281)
- Circuit Breaker snapping color codes:
  - { R } - Red - open all times
  - { G } - Green - open on orbit only
  - { Y } - Yellow - open ascent, closed per procedure
  - { O } - Orange - open orbit thru entry
  - { } - Blank (no ring) - always closed or as required
- STS-120 options affecting switch list:
  - 1) OV103
  - 2) GMTLO
  - 3) Orbit incln = 51.6°
  - 4) Payload: ISS-NODE 2, PDGF, SASA
  - 5) Crew size of 7 up, 7 down
  - 6) Installed: TK CRYO sets (5), SORG, Ku Ant, GN2 (5), External Airlock (ISS), RMS, OBSS, OIU, VPU, WVS, DTV, ODS
  - 7) Options N/R: RCRS
- Changes are with respect to STS-117 Switch List as published in FIN 1

## FWD FLIGHT DECK SWITCH LIST FOR HANDOVER INGRESS

<p>L5      L COMM PWR – ON <span style="border: 1px solid black; padding: 2px;">OFF</span></p> <hr/> <p>L side OVHD Flood – BRT</p> <hr/> <p>L4:      All cbs – cl { } except:          :B      All cbs – op {Y}          :D      All cbs – cl {O}          :E      All cbs – cl {O}          :F      cb AC1 H2O LOOP PUMP 1 A/2 (three) – op {R} <span style="border: 1px solid black; padding: 2px;">cl</span>          :J      AC3 SIG CONDR (two) – op {Y}          :P      blank cbs (three) – op {R}          :Q      cb AC1 ΦC LTG INST OS – op {Y}                   AC2 ΦC LTG NUMERIC OS – op {Y}                   AC3 LTG (three) – op {Y}</p> <hr/> <p>L1      HUM SEP A      – OFF                   B              – ON                   CAB TEMP sel    – COOL                   CNTLR          – OFF                   FAN A            – ON                   B              – OFF                   IMU FAN A,C (two) – OFF                   B              – ON                   H2O PUMP LOOP 1 (two) – OFF,B                   2                – ON                   LOOP BYP MAN (two) – ctr                   MODE (two)    – MAN</p>	<p>L1      AV BAY 1,3 FAN A (two) – OFF                   B (two)          – ON                   2 FAN A            – ON                   B                  – OFF                   FLOW PROP VLV LOOP (two) – ctr (tb-ICH)                   FREON PUMP LOOP (two) – B                   RAD CNTLR OUT TEMP    – NORM                   LOOP (two)          – OFF*                   BYP VLV MAN SEL (two) – ctr (tb-BYP)                   MODE (two)          – MAN                   NH3 CNTLR A          – OFF                   B                    – PRI/GPC                   H2O ALT PRESS        – CL                   FLASH EVAP CNTLR PRI A – GPC                   B                    – OFF                   SEC (two)            – A SPLY,OFF                   HI LOAD EVAP          – ENA                   TOP EVAP HTR NOZ (two) – A AUTO                   DUCT sel            – A                   HI LOAD DUCT HTR sel – A</p> <hr style="border-top: 1px dashed black;"/> <p>FIRE SUPPR AV BAY (three) – SAFE                   pb (three)          – lt off                   SMOKE DETN lts (ten) – off                   SNSR                – dn                   CKT TEST            – OFF</p> <hr/> <p>L2      CAB RELIEF (two) – ctr (tb-ENA)                   VENT (two)        – ctr (tb-CL)</p>
--	--

NOT FLOWN

## FWD FLIGHT DECK SWITCH LIST FOR HANDOVER INGRESS

L2	FLASH EVAP FDLN HTR SPLY (two) – OFF <span style="border: 1px solid black; padding: 0 2px;">2</span> ANTISKID – ON NWS – 1 BDY FLP – AUTO/OFF ENTRY MODE – AUTO TRIM R,P,Y (three) – ctr FREON ISOL MODE – OFF LOOP 1,2 (two) – ctr **** SBTC – full forward ATM PRESS CONTROL O2 SYS SPLY (two) – ctr (tb-OP) EMER – ctr (tb-bp)** XOVR SYS (two) – OP N2 SYS (four) – ctr (tb-OP) O2/N2 CNTLR VLV SYS 1 – OP 2 – CL PPO2 SNSR/VLV – NORM	F3	L HUD PWR – OFF TRIM RHC/PNL – INH PNL – ON NWS FAIL It – off ANTISKID FAIL It – off R TRIM RHC/PNL – INH PNL – ON HUD PWR – OFF DRAG CHUTE pb (six) – It off
		F8U	R HUD MODE – NORM DIM BRT sel – mid range HUD BRT – as reqd
		F4	All pb Its off except: BDY FLP pb – AUTO <span style="border: 1px solid black; padding: 0 2px;">It off</span> SPDBK/THROT pb – AUTO <span style="border: 1px solid black; padding: 0 2px;">It off</span> PITCH pb – AUTO <span style="border: 1px solid black; padding: 0 2px;">It off</span> ROLL/YAW pb – AUTO <span style="border: 1px solid black; padding: 0 2px;">It off</span>
S1	CDR SEAT PWR BUS SEL – AC2 (up) CONTR (two) – ctr	F6	BFC – right HUD DATA BUS – 1 MDU PWR (two) – ON BRT sel (two) – as reqd LDG GEAR pb (two) – It off tb (three) – UP HSI SEL MODE – ENTRY SOURCE (two) – NAV,1 RDR ALTM – 1 FLT CNTLR PWR – ON ADI ATT – REF ERR – MED RATE – MED
F1	DC UTIL PWR MNB – OFF AC UTIL PWR AC1 – OFF		
F2	All pb Its off except: BDY FLP pb – AUTO <span style="border: 1px solid black; padding: 0 2px;">It off</span> SPDBK/THROT pb – AUTO <span style="border: 1px solid black; padding: 0 2px;">It off</span> PITCH pb – AUTO <span style="border: 1px solid black; padding: 0 2px;">It off</span> ROLL/YAW pb – AUTO <span style="border: 1px solid black; padding: 0 2px;">It off</span>		
F6U	L HUD MODE – NORM DIM BRT sel – mid range HUD BRT – as reqd		

NOT FLOWN

9-4

ASC/120/FIN

## FWD FLIGHT DECK SWITCH LIST FOR HANDOVER INGRESS

<p>F6     ABORT MODE        – OFF                    pb               – lt off            RCS CMD lts (three) – off            RANGE SAFE ARM lt – off            AIR DATA            – NAV</p> <hr/> <p>F7     MDU PWR (five)     – ON                    BRT sel (five) – as reqd            MN ENG STAT lts (six) – off            SM ALERT lt         – off            C/W matrix lts – off <span style="border: 1px solid black; padding: 2px;">all off except HYD PRESS</span></p> <hr/> <p>F8     HUD DATA BUS     – 4            MDU PWR (two)       – ON                    BRT sel (two) – as reqd            LDG GEAR pb (two)   – lt off                    tb (three)   – UP            HSI SEL MODE        – ENTRY                    SOURCE (two) – NAV,2            FLT CNTLR PWR       – ON            RAD ALTM            – 2            ADI ATT              – REF                    ERR            – MED                    RATE           – MED            AIR DATA           – NAV</p> <hr/> <p>F9     AC Volts sel       – as reqd            DC Volt/Amp sel – VOLTS MNB</p> <hr/> <p>R1     CNTL BUS PWR (three) – dn            ESS BUS SOURCE MN (three) – ON                                    FC (three) – ON <span style="border: 1px solid black; padding: 2px;">OFF</span>            FC/MN BUS (three)     – ctr (tb-ON)            MN BUS TIE (three)    – ctr (tb-OFF)            PL CAB                 – OFF            PRI MNC               – ctr (tb-OFF)</p>	<p>R1     PL PRI MNB,FC3 (two) – ctr (tb-OFF)                    AUX               – OFF                    AFT MNB         – OFF                    MNC               – OFF            INV PWR (three)      – ctr (tb-ON)            INV/AC BUS (three)   – ctr (tb-ON)            cb AC CONTR (nine)   – op { }            AC BUS SNSR (three) – MON</p> <hr style="border-top: 1px dashed black;"/> <p>R1     (CRYO)            O2 MANF VLV (two)     – ctr (tb-OP)                    TK1,2 HTRS A (two) – AUTO                                    B (two)       – OFF                                    RESET/TEST (two) – ctr                    TK3 HTRS (two)   – OFF                                    RESET/TEST     – ctr            FC REAC (three)      – ctr                    tb (six)         – OP                    (three)         – ctr                    RDY tb (three)   – gray                    COOL PUMP ΔP tb (three) – gray            H2 MANF VLV (two)    – ctr (tb-OP)                    TK1,2 HTRS A (two) – AUTO                                    B (two)       – OFF                    TK3 HTRS (two)   – OFF</p> <hr/> <p>R2     MPS PRPLT DUMP (two) – GPC                    ENG PWR (six)     – ON                    He ISOL (six)     – OP <span style="border: 1px solid black; padding: 2px;">GPC</span>                    PNEU L ENG He XOVR – GPC                                    He ISOL       – OP <span style="border: 1px solid black; padding: 2px;">GPC</span>                    LH2 ULL PRESS    – AUTO                    He l'CNCT (three) – GPC</p>
---	--

NOT FLOWN

9-5

ASC/120/FIN

## FWD FLIGHT DECK SWITCH LIST FOR HANDOVER INGRESS

R2	APU/HYD RDY tb (three) – bp APU OPER (three) – START/RUN <span style="border: 1px solid black; padding: 2px;">OFF</span> SPEED SEL (three) – NORM HYD MN PUMP PRESS (three) – NORM cb APU FU TK VLV ENA (six) – cl { } <span style="border: 1px solid black; padding: 2px;">op</span> HYD CIRC PUMP (three) – OFF <span style="border: 1px solid black; padding: 2px;">GPC</span> APU CNTLR PWR (three) – ON <span style="border: 1px solid black; padding: 2px;">OFF</span> FUEL TK VLV (three) – OP <span style="border: 1px solid black; padding: 2px;">CL</span> AUTO SHUTDN (three) – ENA BLR CNTLR/HTR (three) – A PWR (three) – ON N2 SPLY (three) – ON <span style="border: 1px solid black; padding: 2px;">OFF</span> ET UMB DR MODE – GPC CTRLINE LAT – GND (tb-bp) L,R DR (two) – OFF (tb-OP) LAT (two) – OFF (tb-REL)	C2	IDP/CRT PWR (three) – ON MAJ FUNC (three) – GNC SEL (two) – as reqd EVENT TIMER MODE – DN CNTL – ctr TIMER SET pb (four) – 0900 TIMER – ctr
		C3	OMS ENG (two) – ARM/PRESS <span style="border: 1px solid black; padding: 2px;">OFF</span> BFC CRT DISP – ON <span style="border: 1px solid black; padding: 2px;">OFF</span> SEL – 3+1 FCS CH (four) – AUTO BDY FLP – AUTO/OFF AIR DATA PROBE STO (two) – INH MN ENG LIMIT SHUTDN – AUTO TRIM R,P,Y (three) – ctr SBTC – full forward DAP – all off SRB SEP – AUTO ET SEP – AUTO AUD CTR – 1 OI PCMMU PWR – 1 <span style="border: 1px solid black; padding: 2px;">OFF***</span> FORMAT – GPC S-BD PM CNTL – CMD ANT sel – GPC AIR DATA PROBE (two) – STOW FC REAC VLV (three) – dn cb FC REAC VLV CL ENA (three) – op { R } UPLK – ENA MSTR MADS PWR – ON C/W MEM – ctr MODE – NORM
R4	HYD BRAKE HTR (three) – OFF ISOL VLV (three) – GPC (tb-CL) MPS/TVC ISOL VLV (three) – GPC (tb-OP) LG/NWS HYD SYS – AUTO 1/2 LG EXTEND ISOL VLV – GPC (tb-CL) MPS ENG CNTLR HTR (three) – OFF MANF PRESS (two) – GPC FILL/DRAIN (four) – GND H2 PRESS LINE VENT – GND LO2 PREVLV (three) – GPC LH2 PREVLV (three) – GPC FDLN RLF ISOL (two) – GPC		
R6	R COMM PWR – ON <span style="border: 1px solid black; padding: 2px;">OFF</span>		
R side OVHD Flood – BRT			

NOT FLOWN

9-6

ASC/120/FIN



## FWD FLIGHT DECK SWITCH LIST FOR HANDOVER INGRESS

C3	RTG PUMP (OV103,4 – no SH) – PRI SHORT ENA (two) (OV104 – no SH) – DSBL SHORT (two) (OV104 – no SH) – OFF PL SAFING (four) (OV103 – no SH) – SAFE (five) (OV105 – no SH) – SAFE SH FIRE SUPPR ARM (two) (SH only) – SAFE DISCH (two) (SH only) – NO-OP H2O LN HTRS (SH only) – OFF EMER LTG – OFF/ON	O5	L AUD TACAN ID (two) (OV103,4) – OFF,1 VOX SENS sel – as reqd A/G (two) – T/R A/A – T/R ICOM (two) – T/R PWR – AUD/TONE CNTL sel – NORM XMIT/ICOM MODE sel – as reqd (PTT/VOX recommended) VOL pb (five) – as reqd TACAN pb – 5 PAGE – dn
<hr/>			
C5	DIRECT O2 vlv – CL		
S2	PL SEAT PWR BUS SEL – AC3 (dn) CONTR (two) – ctr		
<hr/>			
C6	LEH O2 vlv (four) – OP		
C7	LEH O2 SPLY vlv (two) – OP		
<hr/>			
O1	COAS – OFF AIR TEMP sel – CAB HX OUT H2O PUMP OUT PRESS sel – LOOP 2 FREON sel – LOOP 1 O2/N2 FLOW sel – SYS 1 O2 PPO2 sel – SNSR A	O6	LTG PNL sel (two) – OFF – (1/4 brt if night launch) INST L/CTR sel – OFF – (1/4 brt if night launch) OVHD sel – as reqd – (1/4 brt if night launch) L GLRSHLD FLOOD sel (two) – VAR, as reqd L SEAT/CTR CNSL FLOOD sel (two) – OFF, BRT S TRK DR CNTL (two) – OFF POS tb (two) – CL PWR (two) – OFF UHF SPLX/EVA XMIT FREQ – 259.7/414.2 PWR AMP – ON SPLX SQUELCH – ON EVA STRING – 1 ENCRYPT – ON MODE – SPLX
O2	CRYO O2 HTR ASSY TEMP sel – TK1 1 O2/H2 sel – TK1 FC STACK TEMP sel – 1		
<hr/>			
O3	RCS/OMS PRESS sel – RCS He X 10 PRPLT QTY sel – OMS FUEL MSN TIME – MET		

NOT FLOWN

9-7

ASC/120/FIN

## FWD FLIGHT DECK SWITCH LIST FOR HANDOVER INGRESS

O6	ANNUN LAMP TEST – ctr BUS SEL ACA 1 – MNA 2/3 – MNB INTEN sel (two) – BRT,MED MTU – AUTO INT DISP PROC (four) – dn MDM PL1,2 (two) – ON PL3 – OFF FA (four) – ON FF (four) – ON GPC PWR (five) – ON OUTPUT 1,2,3,4 (four) – NORM (tb-gray) 5 – B/U <span style="border: 1px solid black; padding: 2px;">NORM</span> (tb-bp) IPL SOURCE – OFF GPC MODE 1,2,3,4 (four) – RUN (tb-RUN) 5 – RUN <span style="border: 1px solid black; padding: 2px;">STBY</span> (tb-RUN)		O8 RADAR ALTM (two) – ON <span style="border: 1px solid black; padding: 2px;">OFF</span> MLS (three) – OFF MLS CH pb/tw (three) – 6 R SEAT/CTR CNSL FLOOD sel (two) – OFF,BRT LTG PNL R sel (three) – OFF – (1/4 brt if night launch) NUMERIC sel – BRT – (1/4 brt if night launch) R GLRSHLD FLOOD sel (two) – VAR, as reqd OMS KIT He PRESS/VAP ISOL (two) – CL TK ISOL (two) – CL (tb-bp) L OMS He PRESS/VAP ISOL (two) – GPC TK ISOL (two) – GPC (tb-OP) XFEED A – GPC (tb-CL) B – GPC (tb-CL) <span style="border: 1px solid black; padding: 2px;">(tb-OP)</span> R OMS He PRESS/VAP ISOL (two) – GPC TK ISOL (two) – GPC (tb-OP) XFEED (two) – GPC (tb-CL) FWD RCS He PRESS (two) – OP (tb-OP) TK ISOL (two) – GPC (tb-OP) MANF ISOL (five) – GPC (tb-OP) ANNUN LAMP TEST – ctr
O7	TACAN MODE sel (three) (OV103,4) – GPC <span style="border: 1px solid black; padding: 2px;">OFF</span> ANT SEL (three) (OV103,4) – AUTO <span style="border: 1px solid black; padding: 2px;">as is</span> CH pb/tw (three) (OV103,4) – 059Y <span style="border: 1px solid black; padding: 2px;">as is</span> GPS PRE AMPL UPPER (three) (OV105) – ON <span style="border: 1px solid black; padding: 2px;">OFF</span> LOWER (three) (OV105) – ON <span style="border: 1px solid black; padding: 2px;">OFF</span> PWR (three) (OV105) – ON <span style="border: 1px solid black; padding: 2px;">OFF</span> ENCRYPT (three) (OV105) – NORM <span style="border: 1px solid black; padding: 2px;">as is</span> AFT L RCS He PRESS (two) – OP (tb-OP) TK ISOL (three) – GPC (tb-OP) MANF ISOL (five) – GPC (tb-OP) XFEED (two) – GPC (tb-CL) MSTR RCS XFEED – OFF AFT R RCS He PRESS (two) – OP (tb-OP) TK ISOL (three) – GPC (tb-OP) MANF ISOL (five) – GPC (tb-OP) XFEED (two) – GPC (tb-CL)	O9	R AUD PWR – AUD/TONE A/G (two) – T/R A/A – T/R ICOM (two) – T/R VOX SENS sel – as reqd TACAN ID (two) (OV103,4) – OFF, as reqd

NOT FLOWN

9-8

ASC/120/FIN

## FWD FLIGHT DECK SWITCH LIST FOR HANDOVER INGRESS

O09 R AUD PAGE - dn  
 VOL pb (five) - as reqd  
 TACAN pb - 5  
 XMIT/ICOM MODE sel - as reqd (PTT/VOX recommended)  
 CNTL sel - NORM

O13: All cbs - cl { } except:  
 :A,C,E cb ESS MN CONTR (three) - cl { } op

O14:A BRAKES MNA - ON  
 RGA 1 - ON  
 IMU 1 - ON  
 FC1 CNTLR - ON

:B,C,D,E All cbs - cl { } except:  
 :B cb MNA MNC CONTR - cl { } op  
 :D GPS PRE AMPL UC (OV103) - op {R}  
     LC (OV103) - op {R}  
     1 PRE AMPL (two)(OV104) - op {R}  
     CAB VENT - cl {O}  
     ISOL - cl {O}

:E ADTA 1 - cl {G}  
 ACCEL 1 - cl {G}  
 DDU AFT - op {Y}

:F MMU 1 - ON  
 RJDA 1A L2/R2 LOGIC - ON  
     DRIVER - ON OFF  
 2A L4/R4 LOGIC - ON  
     DRIVER - ON OFF  
 RJDF 1B F1 LOGIC - ON  
     DRIVER - ON OFF

O14:F L OMS ENG VLV - ON OFF  
 ASA 1 - ON

O15:A BRAKES MNB - ON  
 RGA (two) - ON  
 IMU 2 - ON  
 FC2 CNTLR - ON

:B,C,D,E All cbs - cl { } except:  
 :B cb MNB MNA CONTR - cl { } op  
 :C UTIL PWR F1/MO13Q - op {Y}  
 :E ADTA 2 - cl {G}  
 ACCEL 2 - cl {G}  
 DDU R - cl {G}

:F MMU 2 - ON  
 RJDA 1B L1/L5/R1 LOGIC - ON  
     L1/R1 DRIVER - ON OFF  
 RJDF 1A F2 LOGIC - ON  
     DRIVER - ON OFF  
 ASA 2 - ON  
 ACCEL 4 - ON

O16:A BRAKES MNC - ON  
 RGA 3 - ON  
 IMU 3 - ON  
 FC3 CNTLR - ON

:B,C,D,E All cbs - cl { } except:  
 :B cb MNC MNB CONTR - cl { } op  
 :D GPS PRE AMPL UC (OV103) - cl { }  
     LC (OV103) - cl { }  
     3 PRE AMPL (two)(OV104) - op {R}  
 O2 EMER - op {R}

NOT FLOWN

9-9

ASC/120/FIN

## FWD FLIGHT DECK SWITCH LIST FOR HANDOVER INGRESS

O16:E	cb MNC ADTA 3,4 (two)	- cl	{G}
	DDU R	- cl	{G}
	AFT	- op	{Y}
:F	RJDA 2B L3/R3/R5 LOGIC	- ON	
	L3/R3 DRIVER	- ON	<input type="checkbox"/> OFF
	RJDF 2A F3 LOGIC	- ON	
	DRIVER	- ON	<input type="checkbox"/> OFF
	RJDF 2B F4/F5 LOGIC	- ON	
	F4 DRIVER	- ON	<input type="checkbox"/> OFF
	R OMS ENG VLV	- ON	<input type="checkbox"/> OFF
	ASA 3,4 (two)	- ON	
	ACCEL 3	- ON	
	RJD MANF L5/F5/R5/DRIVER	- OFF	
<hr/>			
O17:A	ATVC (four)	- ON	
:B	EIU (three)	- ON	
:C	SIG CONDR FREON A	- AC2	
	B	- AC3	
	OL 1/2	- ON	
	OR 1/2	- ON	
:D	SIG CONDR OA 1/2/3	- ON	
	MDM OA 1/2/3	- ON	
	MEC (two)	- ON	
<hr/>			
O19	TV PWR	- ON	<input type="checkbox"/> OFF
	DC UTIL PWR MNA	- ON	
	COAS PWR	- OFF	
<hr/>			

NOT FLOWN

9-10

ASC/120/FIN

## MIDDECK SWITCH LIST FOR HANDOVER INGRESS

<p>ML86B:A    cb MNA SPLY H2O TKA INLET                    - cl { }</p> <p style="padding-left: 2em;">TKB OUTLET    - cl { }</p> <p style="padding-left: 2em;">WASTE H2O DUMP VLV/NOZ HTR - op {Y}</p> <p style="padding-left: 2em;">H2O LINE HTR A    - op {Y}</p> <p style="padding-left: 2em;">MNB SPLY H2O TKB INLET                                - cl { }</p> <p style="padding-left: 4em;">TKC OUTLET    - cl { }</p> <p style="padding-left: 4em;">DUMP ISOL    - op {Y}</p> <p style="padding-left: 4em;">B SPLY ISOL VLV    - cl { }</p> <p style="padding-left: 2em;">H2O LINE HTR B    - op {Y}</p> <p style="padding-left: 2em;">MNC SPLY H2O TKA OUTLET                              - cl { }</p> <p style="padding-left: 4em;">TKC INLET    - cl { }</p> <p style="padding-left: 4em;">DUMP VLV/NOZ HTR - op {Y}</p> <p style="padding-left: 4em;">XOVR VLV     - cl { }</p> <p style="padding-left: 4em;">GALLEY SPLY     - op {Y}</p> <p>:B    cb MNA WASTE H2O TK1 VLV                        - cl { }</p> <p style="padding-left: 2em;">SPLY H2O TKD OUTLET                                   - cl { }</p> <p style="padding-left: 2em;">WASTE H2O DUMP ISOL                                  - op {Y}</p> <p style="padding-left: 2em;">VAC VENT ISOL VLV                                     - op {Y}</p> <p style="padding-left: 2em;">WCS CNTLR    - op {Y}</p> <p style="padding-left: 2em;">GALLEY OVEN     - op {Y}</p> <p style="padding-left: 2em;">MNB WASTE H2O TK1 DRAIN                             - cl { }</p> <p style="padding-left: 2em;">SPLY H2O TKD INLET                                   - cl { }</p> <p style="padding-left: 2em;">VAC VENT NOZ HTR                                     - op {Y}</p> <p style="padding-left: 4em;">ISOL VLV    - op {Y}</p> <p style="padding-left: 2em;">WCS CNTLR    - op {Y}</p> <p style="padding-left: 2em;">GALLEY H2O HTR                                        - op {Y}</p> <p>:C    cb MNA EXT ARLK HTR LINE ZN1 - op {Y}</p> <p style="padding-left: 4em;">ZN2 - op {Y}</p> <p style="padding-left: 4em;">STRUC - op {Y}</p>	<p>ML86B:C    cb MNA EXT ARLK HTR VEST                    - op {Y}</p> <p style="padding-left: 2em;">MNB EXT ARLK HTR LINE ZN1                          - op {Y}</p> <p style="padding-left: 4em;">ZN2    - op {Y}</p> <p style="padding-left: 4em;">H2O S/O VLV    - cl { }</p> <p style="padding-left: 4em;">STRUC    - op {Y}</p> <p style="padding-left: 4em;">VEST    - op {Y}</p> <p style="padding-left: 2em;">MNC EXT ARLK HTR LINE ZN1                          - op {Y}</p> <p style="padding-left: 4em;">ZN2    - op {Y}</p> <p>:D    cb MNA PYRO JETT SYS A KU ANT                   - op {R}</p> <p style="padding-left: 2em;">STBD RMS     - op {R}</p> <p style="padding-left: 2em;">MMU GN2 SPLY ISOL VLV A                           - op {Y}</p> <p style="padding-left: 4em;">PORT HTR A     - op {R}</p> <p style="padding-left: 4em;">STBD HTR A     - op {R}</p> <p style="padding-left: 2em;">MNB PYRO JETT SYS A PORT RMS                      - op {R}</p> <p style="padding-left: 4em;">MMU GN2 SPLY ISOL VLV B                           - op {R}</p> <p style="padding-left: 4em;">PORT HTR B     - op {R}</p> <p style="padding-left: 4em;">STBD HTR B     - op {R}</p> <p style="padding-left: 2em;">MNC PYRO JETT SYS B KU ANT                        - op {R}</p> <p style="padding-left: 4em;">PORT RMS     - op {R}</p> <p style="padding-left: 4em;">STBD RMS     - op {R}</p> <p>:E    cb MNA EMU 2 H2O SPLY                             - op {Y}</p> <p style="padding-left: 4em;">WASTE     - op {Y}</p> <p style="padding-left: 2em;">FC PCM    - cl { }</p> <p style="padding-left: 2em;">CO2 SYS 1 CNTLR (OV104,5)                          - op {R}</p> <p style="padding-left: 2em;">FLOOD TNL ADAPT 2                                   - op {R}</p> <p style="padding-left: 4em;">- (op {Y} if SH flown)</p>
--	---

NOT FLOWN

9-11

ASC/120/FIN

## MIDDECK SWITCH LIST FOR HANDOVER INGRESS

```

ML86B:E  cb MNB MAR 1  -op {Y}
           2  -cl { }
           SEAT L -cl { }
           R -cl { }
           CO2 COM INSTR (OV104,5) -op {R}
           FLOOD TNL ADAPT 3 -op {R}
                - (op {Y} if SH flown)
MNC EMU 1 H2O SPLY -op {Y}
           WASTE -op {Y}
           SEAT L -cl { }
           R -cl { }
           CO2 SYS 2 CNTLR (OV104,5) -op {R}
           FLOOD TNL ADAPT 4 -op {R}
                - (op {Y} if SH flown)
:F  cb MNA FLOODS MIDDECK 1/8 -cl { }
           WMC/MO13Q -op {Y}
           AIRLK 1 -op {Y}
           MIDDECK 9 -op {Y}
           CRYO O2 HTR TK3 SNSR 1 -cl { }
           TK5 SNSR 1 -cl { }
                - (op {R} if
                  TK5 not flown)
MNB FLOODS MIDDECK 2/6 -cl { }
           BUNK 2/4 -op {Y}
           MIDDECK 10 -op {Y}
           AIRLK 3 -op {Y}
           CRYO O2 HTR TK3 SNSR 2 -cl { }
           TK4 SNSR 1 -cl { }
                - (op {R} if
                  TK4 not flown)

```

```

ML86B:F  cb MNC FLOODS MIDDECK 5/7 -cl { }
           3/4/MO13Q -cl { }
           BUNK 1/3 -op {Y}
           AIRLK 4 -op {Y}
           CRYO O2 HTR TK5 SNSR 2 -cl { }
                - (op {R} if
                  TK5 not flown)
           TK4 SNSR 2 -cl { }
                - (op {R} if
                  TK4 not flown)
:G  cb ESS 1BC FLOOD AIRLK 2 -op {Y}
           TNL ADAPT 1 -op {R}
                - (op {Y} if
                  SH flown)
           CRYO CNTLR TK4 (two) -cl { }
                - (op {R} if
                  TK4 not flown)
           QTY TK4 (two) -cl { }
                - (op {R} if
                  TK4 not flown)
           2CA CRYO CNTLR TK5 (two) -cl { }
                - (op {R} if
                  TK5 not flown)
           QTY TK5 (two) -cl { }
                - (op {R} if
                  TK5 not flown)
           3AB CRYO CNTLR TK3 (two) -cl { }
           QTY TK3 (two) -cl { }

```

NOT FLOWN

9-12

ASC/120/FIN

## MIDDECK SWITCH LIST FOR HANDOVER INGRESS

<p>ML85E (MUP – if reqd)</p> <p>AC S1 – OFF</p> <p>cb AC CB1 – op { Y }</p> <p>DC 10 AMP MNB S2 – OFF</p> <p style="padding-left: 40px;">S3 – OFF</p> <p style="padding-left: 40px;">S4 – ON</p> <p style="padding-left: 40px;">S5 – OFF</p> <p>cb DC 10 AMP MNB CB2 – op { Y }</p> <p style="padding-left: 40px;">CB3 – op { Y }</p> <p style="padding-left: 40px;">CB4 – cl { }</p> <p style="padding-left: 40px;">CB5 – op { Y }</p> <p>PUMPS S6 – OFF</p> <p>cb PUMPS (two) – op { Y }</p> <hr/> <p>SORG (NOTE: Panel deleted if Galley not flown)</p> <p>OVEN FAN – OFF</p> <p>H2O HOT(COLD) pb (two) – lt off</p> <p style="padding-left: 40px;">VOL sel – as reqd</p> <p>MV2 – as reqd</p> <p>REHYD STA Lever – CL, latched</p> <p>OVEN/RHS – OFF</p> <p>H2O HTR (two) – OFF</p> <p>AUX PORT – cap installed</p> <p>TEST PORT 4 – cap installed</p> <p>A5J105 ELECT TEST PORT – cap installed</p> <p>OVEN DOOR – CL</p> <hr/> <p>MO13Q MIDDECK FLOODS 1,2,3,5,7 (five) – OFF</p> <p style="padding-left: 40px;">9,10 (two) – OFF</p> <p style="padding-left: 40px;">4,6,8 (three) – ON</p> <p style="padding-left: 40px;">MO13Q LTG – OFF</p>	<p>MO13Q AIRLK FAN (two) – OFF</p> <p>H2O S/O VLV – ctr (tb-OP)</p> <p>AIRLK 2 – OFF/ON</p> <p>TNL ADAPT 1 – OFF/ON</p> <p>DC UTIL PWR MNB – OFF</p> <p>AC UTIL PWR AC3 – OFF</p> <hr/> <p>ML31C WASTE H2O TK1 DRAIN VLV – ctr (tb-OP)</p> <p style="padding-left: 40px;">VLV – ctr (tb-OP)</p> <p style="padding-left: 40px;">DUMP ISOL VLV – ctr (tb-bp)**</p> <p style="padding-left: 40px;">VLV – ctr (tb-bp)**</p> <p style="padding-left: 40px;">VLV ENA/NOZ HTR – OFF</p> <p>SPLY H2O TKD INLET – ctr (tb-OP)</p> <p style="padding-left: 40px;">OUTLET – ctr (tb-OP)</p> <p>VAC VENT ISOL VLV BUS SEL – MNA</p> <p style="padding-left: 40px;">CNTL – ctr (tb-bp)**</p> <p style="padding-left: 40px;">NOZ HTR – OFF</p> <hr/> <p>ML26C SPLY H2O GN2 TKA SPLY vlv – CL</p> <p style="padding-left: 40px;">TK VENT vlv – VENT</p> <hr/> <p>ML18F EMER LTG – ON/OFF</p> <p>WMC FLOOD – OFF</p> <hr/> <p>ML30N Neg Press Relief vlv cap (two) – installed/seated</p> <hr/> <p>MA73C:A,B MCA LOGIC MNA (four) – ON</p> <p style="padding-left: 40px;">MNB (six) – ON</p> <p style="padding-left: 40px;">MNC (four) – ON</p> <p>:C,D All cbs – cl { }</p> <p>:E All cbs – op { Y }</p>
--	---

NOT FLOWN

9-13

ASC/120/FIN 2

## MIDDECK SWITCH LIST FOR HANDOVER INGRESS

```

MA73C:F cb AC1 RMS PRI ΦA - op {Y}
            - (op {R} if no RMS flown)
            MAR 3Φ - op {Y}
            OPS INST HYD ACTR ΦC - cl { }
            AC2 RMS B/U ΦA - op {Y}
            - (op {R} if no RMS flown)
            L SEAT 3Φ - cl { }
            OPS INST HYD ACTR ΦC - cl { }
            AC3 L SEAT 3Φ - cl { }
:G cb ARLK TNL FAN (six) - op {R}
            - (op {Y} if SH flown or
            ISS docking mission)
            AC2 R SEAT 3Φ - cl { }
            AC3 GALLEY FAN (three) - op {Y}
            R SEAT 3Φ - cl { }
            blank switch - dn
:H,l All cbs - cl { }
:i AFT POD VLV LOGIC (three) - ON


---


MO10W 14.7 CAB REG INLET vlv (two) - CL
      PPO2 CNTLR (two) - NORM
      O2 REG INLET vlv (two) - CL
      H2O TK N2 REG INLET vlv (two) - OP
      PL N2 vlv (two) - CL
      O2 EMER vlv - CL
      N2 XOVR vlv - CL
      H2O TK N2 ISOL vlv (two) - OP
      PL O2 vlv (two) - CL
  
```

```

WCS AUTO INHIBIT/AUTO - AUTO
      COMMODE CNTL - DN/OFF
      MODE - AUTO
      VAC VLV - CL
      FAN BYP (two) - OFF
            SEP - OFF
      HOSE BLOCK - SEP 1
      COMPACTOR ANGLE - ~0 or < 10%


---


MO30F DC UTIL PWR MNC - OFF


---


MO32M LEH O2 5 vlv - CL (OP if seat 5 flown)
      6 vlv - CL (OP if seat 6 flown)


---


MO39M MIDDECK COMM CCU PWR - ON OFF


---


MO42F MIDDECK SPKR AUD PWR - AUD/TONE
      A/G (two) - T/R
      A/A - T/R
      ICOM (two) - T/R
      VOX SENS sel - as reqd
      MSTR SPKR VOL sel - as reqd
      PAGE - dn
      VOL pb (five) - as reqd
      XMIT/ICOM MODE sel - as reqd
            (PTT/PTT recommended)
      TONES - ACCU/BYP
      SPKR PWR - OFF
      GPC MEM DUMP sel - OFF
      BYP TONE VOL - as reqd
  
```

NOT FLOWN

9-14

ASC/120/FIN



## MIDDECK SWITCH LIST FOR HANDOVER INGRESS

MO51F (CO2 RMVL SYS (RCRS) – OV104,5)  
 CNTLR lts (four) – off  
 MNA – OFF  
 AC1 – ctr  
 CNTLR 1 MODE – ctr  
 COM INSTR – OFF  
 MNC – OFF  
 AC3 – ctr  
 CNTLR 2 MODE – ctr  
 All cbs (six) (OV104,5) – op { R }

---

MO58F TV PWR – OFF

---

MO52J DC UTIL PWR MNA – OFF  
 AC UTIL PWR AC1 – OFF  
 MSTR ALARM pb – lt off

---

MO69M LEH O2 7 vlv – CL (OP if seat 7 flown)  
 8 vlv – CL

---

MD44F CAB TEMP CNTL LINK – PRI ACT (pinned)  
 vlv – FULL COOL (**ccw** by  
 using AUTO TEMP  
 CNTLR 1)  
 SEC ACT – FULL HEAT (**cw** by  
 using AUTO TEMP  
 CNTLR 2)

---

MIDDECK FLOOR  
 EMU O2 ISOL VLV – CL  
 CAB PURGE VLV – CL  
 ISOL VLV – CL

---

MO63P (OV103,4 only)

cb CB2/J2 – op { Y }  
 CB3/J3 – cl { }  
 CB4/J4 – op { Y }  
 CB5/J5 – op { Y }  
 CB6/J6 – op { Y }  
 RLY PWR – op { Y }

J2 – OFF  
 J3 – ON  
 J4 – OFF  
 J5 – OFF  
 J6 – OFF  
 Left select – 10A  
 Right select – 10A

---

NOT FLOWN

9-15

ASC/120/FIN 2

MIDDECK EXPERIMENTS SWITCH LIST FOR HANDOVER **INGRESS**

(NONE)

NOT FLOWN

9-16

ASC/120/FIN

## AIRLOCK SWITCH LIST FOR HANDOVER INGRESS

AW18A LTG FLOOD 1,3,4 (three) – OFF  
2 – ON/OFF

AW18D AIRLK AUD PWR – OFF  
A/G 1 – T/R  
A/G 2 – RCV  
A/A – T/R  
ICOM (two) – T/R  
PAGE – dn  
VOL pb (five) – as reqd  
CNTL – NORM  
VOX SENS sel – as reqd  
MSTR VOL 1 sel – MAX  
XMIT/ICOM MODE sel – PTT/VOX  
MSTR VOL 2 sel – MAX

AW18H PWR/BATT CHGR EMU BUS SEL (two) – OFF  
MODE (two) – OFF  
INPUT – EMU 1

AW82B AIRLK DEPRESS vlv – CL  
cap – installed  
O2 vlv (two) – CL

AW82D EMU H2O (four) – ctr (tb-CL)  
CCU PWR (two) – OFF

AW82H EMU H2O SPLY WASTE reg (two) – REGULATING

TW58T (NOTE: Panel deleted if SH not flown)  
TNL LTG FLOOD 1 – ON/OFF  
2,3,4 (three) – OFF  
ADP PL ISOL VLV – CL  
cap – installed

### AIRLOCK INNER HATCH

Actuator Handle – LAT  
Lock Lever – LOCK  
Equal vlv (two) – NORM  
cap (two) – installed

### AIRLOCK OUTER HATCH (if SH – C HATCH)

Actuator Handle – LAT  
Lock Lever – LOCK  
Equal vlv (two) – OFF  
cap (two) – installed

### SH HATCH (D HATCH) (if SH flown)

Actuator Handle – LAT  
Lock Lever – LOCK  
Equal vlv (two) – OFF  
cap (two) – installed

### EXT AIRLOCK UPPER HATCH (if EXT A/L flown)

Actuator Handle – LAT  
Lock Lever – LOCK  
Equal vlv (two) – OFF  
cap (two) – installed

### TUNNEL ADAPTER HATCH (if flown)

Actuator Handle – LAT  
Lock Lever – LOCK  
Equal vlv (two) – OFF  
cap (two) – installed

NOT FLOWN

9-17

ASC/120/FIN

## AFT FLIGHT DECK SWITCH LIST FOR HANDOVER INGRESS

R12L NOTE: Panel may be blank if no PL requirement  
(See 9-23 or 9-24)

R11U	FC GPC PURGE SEQ – dn (tb-bp) PURGE HTR – GPC VLVS (three) – GPC STARTUP HTR (three) – ENA H2O LINE HTR – A AUTO RELIEF HTR – A AUTO MDU PWR – ON BRT sel – as reqd	
R11L	IDP/CRT4 PWR – ON MAJ FUNC – SM ENCRYPTOR – NORM MS AUD CNTL – NORM SPLY H2O TKA INLET – ctr (tb-OP) OUTLET – ctr (tb-CL) TKB INLET – ctr (tb-OP) OUTLET – ctr (tb-OP) TKC INLET – ctr (tb-OP) OUTLET – ctr (tb-OP) DUMP ISOL VLV – ctr (tb-bp)** VLV – ctr (tb-bp)** ENA/NOZ HTR – OFF XOVR VLV – ctr (tb-CL) GALLEY SPLY VLV – ctr (tb-bp)** B SPLY ISOL VLV – ctr (tb-OP)	

R10	MS AUD PWR A/G (two) – T/R A/A – T/R ICOM (two) – T/R VOX SENS sel – as reqd PAGE – dn VOL pb (five) – as reqd XMIT/ICOM MODE sel – as reqd (PTT/VOX recommended) LTG PNL sel – OFF FLOOD sel (two) – ON,BRT – (OFF,BRT if night launch)	
	BIOMED CH 1 sel – MIDDECK CTR 2 sel – MIDDECK R	
R13U	C/W TONE VOL (two) – as is PARAM STATUS – ctr MEM – ctr LAMP TEST – ctr PARAM SEL pb (three) – 120 LIMIT SET VALUE pb (three) – 000 LIMIT – LOWER FUNC – ctr PARAM – ctr	

NOT FLOWN

9-18

ASC/120/FIN

## AFT FLIGHT DECK SWITCH LIST FOR HANDOVER INGRESS

R13L	PL BAY DR SYS (two) – DSBL MECH PWR SYS (two) – OFF DR – STOP (tb-as is) RAD LAT CNTL (two) – OFF (tb-LAT) CNTL (two) – OFF (tb-STO) KU ANT DIRECT STO – OFF ANT – GND (tb-STO) MMU GN2 SPLY ISOL VLV (two) – ctr (tb-bp)**	A1L	S-BD PL CNTL – CMD ANT POLAR – L CIRC XMTR PWR – LO CH SEL INTRG 1,2 tw (six) – 910,910 FREQ SWEEP – OFF MOD – OFF PWR SYS – OFF SEL – PSP PSP CMD OUTPUT – PL UMB PL DATA INTLVR PWR – ON S-BD PM ANT SW ELEC – 1 PRE AMP – 1 PWR AMPL STBY – 1 OPER – 1 MODE sel – STDN HI XPNDR – 1 NSP DATA RATE XMIT – HI RCV – HI UPLK DATA – S-BD CODING XMIT – OFF RCV – ON PWR – 1 ENCRYPTION PWR – ON MODE – SEL SEL – RCV
A1U	SLEW AZM – ctr ELEV – ctr RATE – SLOW SIG STRENGTH sel – S-BD PM KU tb (three) – bp sel (two) – MAN SLEW,dn PWR – OFF MODE – RDR PASSIVE RADAR OUTPUT – HI CNTL – CMD SIG PROC HDR – TV LDR – MMU 1 TAGS – CLEAR		

NOT FLOWN

9-19

ASC/120/FIN

## AFT FLIGHT DECK SWITCH LIST FOR HANDOVER INGRESS

A1R	S-BD FM CNTL	- CMD
	ANT	- GPC
	PWR	- 1
	DATA SOURCE sel	- ME
	AUD CTR VOICE RCD SEL CH 1 sel	- ICOM A
	2 sel	- ICOM B
	DOCK RING (seven)	- OFF
	SL (seven)	- OFF
	UHF A/G (two)	- OFF
	A/A	- OFF
	PL BAY OUTLETS ICOM (two)	- OFF
<hr/>		
	AFT MDU MDU PWR	- OFF
	BRT sel	- as reqd
<hr/>		
A6U	DAP - all off	
	SENSE: -Z	
	FLT CNTLR PWR	- OFF
	Unused rotary sw	- full ccw
	ADI ATT	- INRTL
	ERR	- MED
	RATE	- MED
	OS LTG FLOOD sel (two)	- ON,BRT
	PNL sel	- OFF
	INST sel	- OFF
	NUMERIC sel	- OFF
	ANNUN BUS SEL	- OFF
	LAMP TEST	- ctr
	INTEN sel (two)	- VAR,MED
	EVENT TIMER SET pb (four)	- as reqd
	MODE	- UP
	CNTL	- ctr
	TIMER	- ctr

A6U	PL RETEN LOGIC PWR (two)	- OFF
	PL SEL	- 1 <span style="border: 1px solid black; padding: 1px;">MON</span>
	LAT (five)	- OFF (tb-bp)
	RDY tb (five)	- bp
<hr style="border-top: 1px dashed black;"/>		
A6L	(DSP)	
	cb ESS SYS PWR CNTL (two)	- op { Y }
	DEP (four)	- op { Y }
	DOCK LT (four)	- op { Y }
	MN LOG (six)	- op { Y }
	PMA 2/3 GRP 1 HOOKS SYS A (two)	- op { R }
	B (two)	- op { R }
	2 HOOKS SYS A (two)	- op { R }
	B (two)	- op { R }
	SYS PWR (two)	- ctr (tb-OFF)
	PMA 2/3 HOOKS (two)	- ctr (tb-bp)
	PYRO PWR (two)	- OFF
	PSU PWR (two)	- OFF
	VEST DEP VLV (four)	- ctr (tb-bp)**
	LTS (four)	- OFF
<hr style="border-top: 1px dashed black;"/>		
A6L	cb MADS PWR MNB	- cl { }
	MADS RCDR PWR	- PCM/WB ENA
	PB FWD	- CMD
	STRAIN GAGE	- PCM ENA
	WB/ACIP PCM	- CMD
	PCM	- CMD
	RCD MODE	- SAMPLE
	FDM CNTL	- DATA
	MAN CALBR sel	- DC 0
	ACIP HTR	- OFF

NOT FLOWN

9-20

ASC/120/FIN 2

## AFT FLIGHT DECK SWITCH LIST FOR HANDOVER INGRESS

A2	DIGI DIS SEL – EL/AZ	
	X-PNTR SCALE – X10	
<hr/>		
A7U	MSTR ALARM pb	– lt off
	PL BAY FLOOD (eight)	– OFF
	PORT RMS LIGHT	– OFF
	CAMR	– ELBOW
	WIRELESS VIDEO (two)	– OFF
	TV CAMR PWR (five)	– ctr (tb-OFF)
	PWR CNTL	– CMD
	CONTR UNIT	– OFF
	DNLK	– ENA
	SYNC	– NORM
	VID IN pb (thirteen)	– lt off
	OUT pb (eight)	– lt off
	CAMR CMD PAN/TILT	– LO RATE
	FOCUS	– ctr
	ZOOM	– ctr
	IRIS	– ctr
	TILT	– ctr
	PAN	– ctr
	MENU pb (three)	– lt off
	MODE pb (three)	– lt off
<hr style="border-top: 1px dashed black;"/>		
A7L	(APDS CNTL PNL)	
	CNTL PNL PWR (three)	– OFF
	HTRS/DCU PWR (three)	– OFF
	APDS PWR (three)	– OFF (lt off)
	STATUS lts (thirty-six)	– off
	PYROS (three)	– OFF (lt off)
	PYRO CIRC PROT OFF lts (two)	– off
<hr/>		
A4	MSN TIMER sel	– MET
<hr/>		

NOT FLOWN

9-21

ASC/120/FIN

## AFT FLIGHT DECK SWITCH LIST FOR HANDOVER INGRESS

<p>A8U (This panel may be replaced or deleted if RMS not flown)</p> <ul style="list-style-type: none"> <li>RMS Mode lts (twelve) – off</li> <li>BRAKES – ON (tb-OFF)</li> <li>SAFING – AUTO (tb-bp)</li> <li>MODE sel – TEST</li> <li>AUTO SEQ – ctr</li> <li style="padding-left: 20px;">lts (two) – off</li> <li>S/W STOP tb – gray</li> <li>C/W TONE VOL – as reqd</li> <li style="padding-left: 20px;">lts (eleven) – off</li> <li>MSTR ALARM pb – lt off</li> <li>RATE MIN tb – OFF</li> <li style="padding-left: 20px;">HOLD tb – OFF</li> <li style="padding-left: 20px;">SCALE tb – gray</li> <li>EE MODE – OFF</li> <li style="padding-left: 20px;">MAN CONTR – ctr</li> <li style="padding-left: 20px;">tb (six) – bp</li> <li>B/U JOINT sel – SY</li> <li style="padding-left: 20px;">PL REL – OFF</li> <li style="padding-left: 20px;">DIRECT DR – ctr</li> <li>PARAM sel – PORT TEMP</li> <li>LTG ANNUN/NUM sel (two) – VAR,LO</li> <li style="padding-left: 20px;">PNL/INST sel – OFF</li> <li>JOINT sel – CRIT TEMP</li> <li>SINGLE/DIRECT DR – ctr</li> <li>SHDLR BRACE REL – ctr (tb-bp)</li> </ul> <hr style="border-top: 1px dashed black;"/>	<p>A8L (This panel may be deleted if RMS not flown)</p> <ul style="list-style-type: none"> <li>STBD RMS – OFF (tb-STO)</li> <li style="padding-left: 20px;">– (OFF (tb-bp) if NO MPMs present)</li> <li style="padding-left: 40px;">RETEN LAT – OFF (tb-LAT)</li> <li style="padding-left: 20px;">– (OFF (tb-bp) if no MPMs present)</li> <li style="padding-left: 40px;">HTR (two) – OFF</li> <li style="padding-left: 40px;">R-F-L tb (three) – gray</li> <li style="padding-left: 20px;">– (bp if no RMS flown)</li> <li>RMS SEL – OFF</li> <li style="padding-left: 20px;">PWR – OFF</li> <li>PORT RMS – OFF (tb-STO)</li> <li style="padding-left: 20px;">– (OFF (tb-bp) if no MPMs present)</li> <li style="padding-left: 40px;">RETEN LAT – OFF (tb-LAT)</li> <li style="padding-left: 20px;">– (OFF (tb-bp) if no MRLs present)</li> <li style="padding-left: 40px;">HTR (two) – OFF</li> <li style="padding-left: 40px;">R-F-L tb (three) – gray</li> <li style="padding-left: 20px;">– (bp if no RMS flown)</li> <li>RMS RHC RATE – VERN</li> </ul> <hr/> <p>A3</p> <ul style="list-style-type: none"> <li>MON CONTRAST (two) – ctr</li> <li style="padding-left: 20px;">BRT (two) – ctr</li> <li style="padding-left: 20px;">COLOR (two) – as reqd</li> <li style="padding-left: 20px;">TINT (two) – as reqd</li> <li style="padding-left: 20px;">FUNCTION (two) – ctr</li> <li style="padding-left: 20px;">PWR (two) – OFF</li> </ul> <hr/>
--	---

NOT FLOWN

9-22

ASC/120/FIN



**AFT FLIGHT DECK SWITCH LIST FOR HANDOVER** **INGRESS**

- L9 PS FLOOD sel (two) – ON,BRT  
– (OFF,BRT if night launch)

  - AUD PWR – AUD/TONE
  - A/G (two) – T/R
  - A/A – T/R
  - ICOM (two) – T/R
  - VOX SENS sel – as reqd
  - PAGE – dn
  - VOL pb (five) – as reqd
  - XMIT/ICOM MODE sel – as reqd (PTT/VOX PTT/PTT  
recommended)

- CHARACTER DISPLAY – OFF
- INPUT SEL – VIDEO
- COUNTER SEL – TC
- AUDIO INPUT – FIX
- AUDIO REC LEVEL CH-1 – as is
- CH-2 – as is

- L10L (MUX)
- Verify all Its off
- VTR/CC PWR – 0 (dn)
- RATE SEL (three) – 1
- MUX BYPASS – ACT
- MUX/VTR/CC PWR – 0 (dn)

- L10L (VIP)
- Verify all Its off
- PWR – 0 (dn)
- ATU – REC
- CCTV VIDEO IN – J3

- L10L (VTR)
- Verify all Its off
- ON/STANDBY It – off
- TIMER – OFF
- AUDIO OUTPUT SEL – CH-1/2
- PHONE LEVEL – midrange
- KEY INH – OFF
- CHARACTER DISPLAY (LCD) – ON (no BLACK BACK)
- DISPLAY SEL – DATA

NOT FLOWN

9-23

ASC/120/FIN

## AFT FLIGHT DECK PAYLOADS SWITCH LIST FOR HANDOVER INGRESS

L10U	(AVIU) SYNC/VIDEO - VIDEO HI-Z/75 - HI-Z PWR SEL - HI	L12LR	SSP-2 (PDIP 2 PWR) cb PDIP 2 PWR 1 - op
L11U	(PDIP 2) T-0/OIU/OIU - OIU (ctr) DC PWR 1 CABIN P/L - OFF 2 CABIN P/L - OFF	L12L	(PDIP 1) Ku BAND RATE - OFF DC PWR 1 CABIN P/L - OFF 2 CABIN P/L - OFF
L12UL	SSP-1 (PDIP 1 PWR) Verify all tbs bp cb SW PWR 1 - op PDIP 1 PWR 2/KuBAND RLY - op	R12	(VPU/OPP) VPU PWR - OFF
L12UR	SSP-1 (TCS/OIU) Verify all tbs bp TCS PWR - OFF cb SW PWR 2 - op PDIP 1 PWR 1 - op OIU PWR - OFF	R12	(OPP) cb OBSS SW PWR cb1 - op { Y } OBSS SW PWR - OFF
L12LL	SSP-2 cb1 PDIP 2 PWR 2 - op C/L CAM PWR - OFF	R12	(OBSS) RSC PWR - OFF ITVC ENA - OFF SPEE PWR - OFF

NOT FLOWN

9-24

ASC/120/FIN 2

## AFT FLIGHT DECK SWITCH LIST FOR HANDOVER INGRESS

<p>A15: (All Veh)            PS COMM CCU PWR - OFF <span style="border: 1px solid black; padding: 1px;">ON</span>            DC UTIL PWR MNC - OFF            AC UTIL PWR AC3 - OFF            :A CRYO TK5 HTRS (four) - OFF                O2 RESET/TEST - ctr                (OV104)            :B cb PPCA CONT PWR (two) - op {R}            :C PALLET PWR (two) - ctr (tb-OFF)                HTRS (two) - OFF            :D,E HTRS (sixteen) - OFF                O2 RESET/TEST (four) - ctr            :F,G            :H,I cb PALLET ESS (sixteen) - op {R}            :J,K HTR SNSR (eight) - op {R}                (OV103,5)            :B cb CNTL PWR PTU 1,2 (two) - op {Y}            :C PTU MAIN BUS A,B (two) - ctr (tb-OFF)                ODS MATE X1, X2 (two) - OFF            :D,E OPCU 1,2 CONV (two) - OFF                V-ADJ (two) - OFF                UP/DOWN (two) - ctr                APCU 1,2 CONV (two) - OFF                OUTPUT (two) - OFF            :F,G All switches (ten) - ctr            :H,I All cbs (twenty-four) - op {R}            :J,K</p> <hr/> <p>A14 RCS/OMS HTR FWD RCS - OFF            L POD (two) - A OFF, B OFF            R POD (two) - A OFF, B OFF            OMS KIT - OFF            CRSFD LINES (two) - A AUTO,                                              B AUTO</p>	<p>A14 RCS/OMS HTR FWD RCS JET (five) - AUTO            AFT RCS JET (five) - AUTO            CARGO COOL LP HTRS ORB (three) (OV103,5) - OFF                CARGO LN (two) (OV103,5) - OFF            PYRO (twelve) - SAFE            RMS LAT - SAFE</p> <hr/> <p>A13 OS AUD MSTR SPKR VOL sel - as reqd            SPKR PWR - OFF            GPS PRE AMPL (two) (OV103) - MNC                (two) (OV104) - ON                PWR (OV103,104) - ON <span style="border: 1px solid black; padding: 1px;">OFF</span>            GPS/SIGI PWR (OV103) - OFF            blank sw (OV104) - dn            GPS ENCRYPT (OV103,4) - NORM            GPS/SIGI ENCRYPT (OV103) - NORM            blank sw (OV104) - dn</p> <hr/> <p>A12 APU HTR GAS GEN/FUEL PUMP (three) - OFF            LUBE OIL LINE (three) - OFF            TK/FU LINE/H2O SYS (six) - OFF            LG ARM/DN RESET - dn            FC3 STRUCT RTN - ctr (tb-ON)            HYD HTR RUD SPD BK A - OFF                B - AUTO                BDY FLP A - AUTO                B - OFF                ELEV A - AUTO                B - OFF                AFT FUS A - AUTO                B - OFF            CIRC PUMP PWR 1 - MNA                              2 - MNB                              3 - MNC</p>
---	---

NOT FLOWN

9-25

ASC/120/FIN

## AFT FLIGHT DECK SWITCH LIST FOR HANDOVER INGRESS

A11	CRYO TK4 HTR (four) – OFF O2 RESET/TEST – ctr MS COMM CCU PWR – ON <span style="border: 1px solid black; padding: 0 2px;">OFF</span> DC UTIL PWR MNC – ON (OV105) PALLET HTRS C,D (two) – OFF TK10 HTRS (four) – OFF O2 RESET/TEST – ctr TK11 HTRS (four) – OFF O2 RESET/TEST – ctr TK12 HTRS (four) – OFF O2 RESET/TEST – ctr TK13 HTRS (four) – OFF O2 RESET/TEST – ctr (OV104) CRYO TK SEL (eight) – ctr All cbs (104,5) – op {R}	R14:C   cb MNA UHF EVA – op {Y} MNB KU ELEC – op {Y} ANT HTR – op {Y} CABLE HTR – op {R} MNC KU SIG PROC – op {Y} UHF EVA – op {Y}	
		:D	All cbs – op {Y} except:
		:E	cb MNC TV CAB – cl { } MNA D CAMR (three) – op {Y} MNB RMS CAMR (three) – op {Y} – (op {R} if no PORT RMS flown)
		:F	ESS 1BC LDG GEAR ARM/DN RESET – op {R}
<hr/>			
R14:	All cbs – cl { } except: (OV104,5)		
:B	cb MNA PALLET DSC 1A/2B – op {R} 3A – op {R} MNB PALLET DSC 1B – op {R} 4B – op {R} MNC PALLET DSC 2A – op {R} 3B/4A – op {R}		

NOT FLOWN

9-26

ASC/120/FIN

## HARDWARE CAUTION & WARNING CONFIGURATION

### UPPER LIMIT CHANGE

4	CABIN PRESS
7	OMS TK P OX-L
17	OMS TK P FU-L
37	OMS TK P OX-R
39	MPS He Reg 1A P
47	OMS TK P FU-R
49	MPS He Reg 2A P
55	CAB FAN ΔP
59	MPS He Reg 3A P
65	PPO2 #1
74	CABIN FAN ΔP
75	PPCO2 #2
79	MANF P LH2
85	ARS FAN ΔP
95	CAB TOTAL PRESS
105	H2O LOOP 1 PUMP OUT P
107	FREON LOOP 1 EVAP OUT T
117	FREON LOOP 2 EVAP OUT T

### TO

3.85 V/15.36 psia (OV103)
3.90 V/15.53 psia (OV104)
3.85 V/15.42 psia (OV105)
3.60 V/288 psi (OV103,5)
3.70 V/296 psi (OV104)
3.60 V/288 psi
3.60 V/288 psi
4.00 V/816.3 psia (OV103)
4.10 V/815.5 psia (OV104)
4.10 V/807.0 psia (OV105)
3.60 V/288 psi
4.00 V/810.6 psia (OV103)
4.85 V/0.2" H2O (if SH flown)
3.90 V/806.5 psia (OV105)
2.30 V/2.7 psi (if SH flown)
4.25 V/6.80" H2O
3.80 V/7.6 mmHg (if SH flown)
3.25 V/65 psi
4.85 V/0.2" H2O (if SH flown)
1.55 V/13.8 psi (if SH flown)
2.85 V/85.5 psia (OV104)
4.30 V/115.2 °F
4.30 V/115.2 °F

### LOWER LIMIT CHANGE

4	CABIN PRESS
39	MPS He Reg 1A P
49	MPS He Reg 2A P
59	MPS He Reg 3A P
74	CABIN FAN ΔP
105	H2O LOOP 1 PUMP OUT P
106	FREON FLOW 1
116	FREON FLOW 2

### TO

3.45 V/13.76 psia (OV103)
3.45 V/13.74 psia (OV104)
3.40 V/13.62 psia (OV105)
3.30 V/676 psia (OV103)
3.45 V/677.0 psia (OV105)
3.35 V/679.9 psia (OV103)
3.30 V/682.8 psia (OV105)
2.60 V/4.16" H2O
0.85 V/25.5 psia (OV104)
0.80 V/1186 lb/hr
0.80 V/1186 lb/hr

### INHIBIT

8	APU 1 EGT
14	CAB O2 FLOW 1 (OV105)
18	APU 2 EGT
28	APU 3 EGT
30	CRYO O2 P TK4 (if TK4 not flown)
40	CRYO O2 P TK5 (if TK5 not flown)
55	CAB FAN ΔP (if SH flown)
61	CRYO O2 HTR1 TK4 (if TK4 not flown)
65	PPO2 (if SH flown)
71	CRYO O2 HTR2 TK4 (if TK4 not flown)
75	PPCO2 (if SH flown)
77	OMS PBK OXID TK ULL P
80	CRYO H2 P TK4 (if TK4 not flown)
81	CRYO O2 HTR1 TK5 (if TK5 not flown)
85	ARS FAN ΔP (if SH flown unpowered)
87	OMS PBK FUEL TK ULL P
90	CRYO H2 P TK5 (if TK5 not flown)
95	CAB TOTAL PRESS (if SH flown)

## MEDS CONFIGURATION FOR INGRESS

MDU	View Angle	Port Config	Selected Port	Flight Critical Bus	Display	Edgekey Menu
CRT1	positive	auto	primary	3	DPS	DPS
CRT2	positive	auto	primary	4	DPS	DPS
CRT3	positive	auto	primary	4	DPS	DPS
CRT4	negative	auto	primary	1	DPS	DPS
CDR1	positive	auto	primary	3	OMS/MPS	FLT INST
CDR2	positive	auto	primary	3	A/E PFD	DATA BUS
MFD1	positive	auto	primary	3	HYD/APU	SUBSYS STATUS
MFD2	positive	auto	primary	4	OMS/MPS	SUBSYS STATUS
PLT1	positive	auto	primary	4	A/E PFD	DATA BUS
PLT2	positive	auto	primary	4	HYD/APU	SUBSYS
AFD1	negative	auto	n/a	n/a	n/a	n/a



CUE CARD CONFIG

**CUE CARD  
CONFIG**

FAB USE ONLY

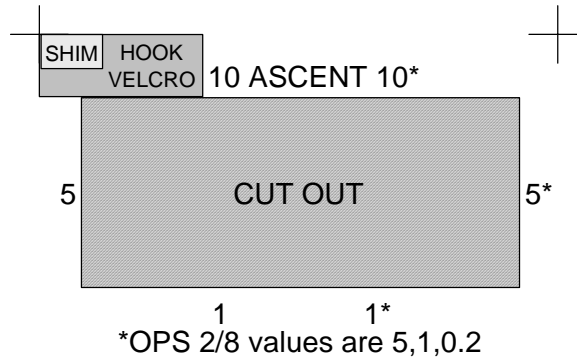
10-1

ASC/120/FIN



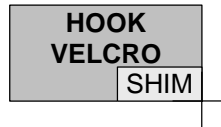
CUE CARD  
CONFIG

TOP



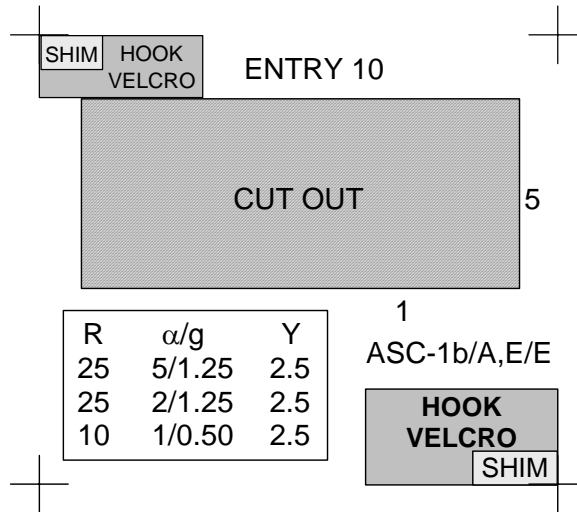
**ADI ERROR/RATE  
SWITCH**

ASC-1a/A,E/H



TOP

BACK OF 'ADI ERROR/RATE SWITCH'



FAB USE ONLY

CC 10-2

ASC/120/FIN 3



TOP

<b>ASCENT/ENTRY SPEC PASS</b>	<b>NO.</b>	<b>ASC-2a/A,E/E BFS</b>	<b>NO.</b>
GPC MEMORY	0	BFS MEMORY	0
IMU ALIGN (301)	21	<u>GNC</u>	
STRK/COAS CNTL (301)	22	HORIZ SIT	50
RCS (OPS 3)	23	OVERRIDE	51
HORIZ SIT	50	GPS STATUS	55
OVERRIDE	51	<u>SM</u>	
ENT CONTROL (OPS 3)	53	PL BAY DOORS	63
GPS STATUS	55		

TOP  
BACK OF 'ASCENT/ENTRY SPEC'

HOOK  
VELCRO  
SHIM

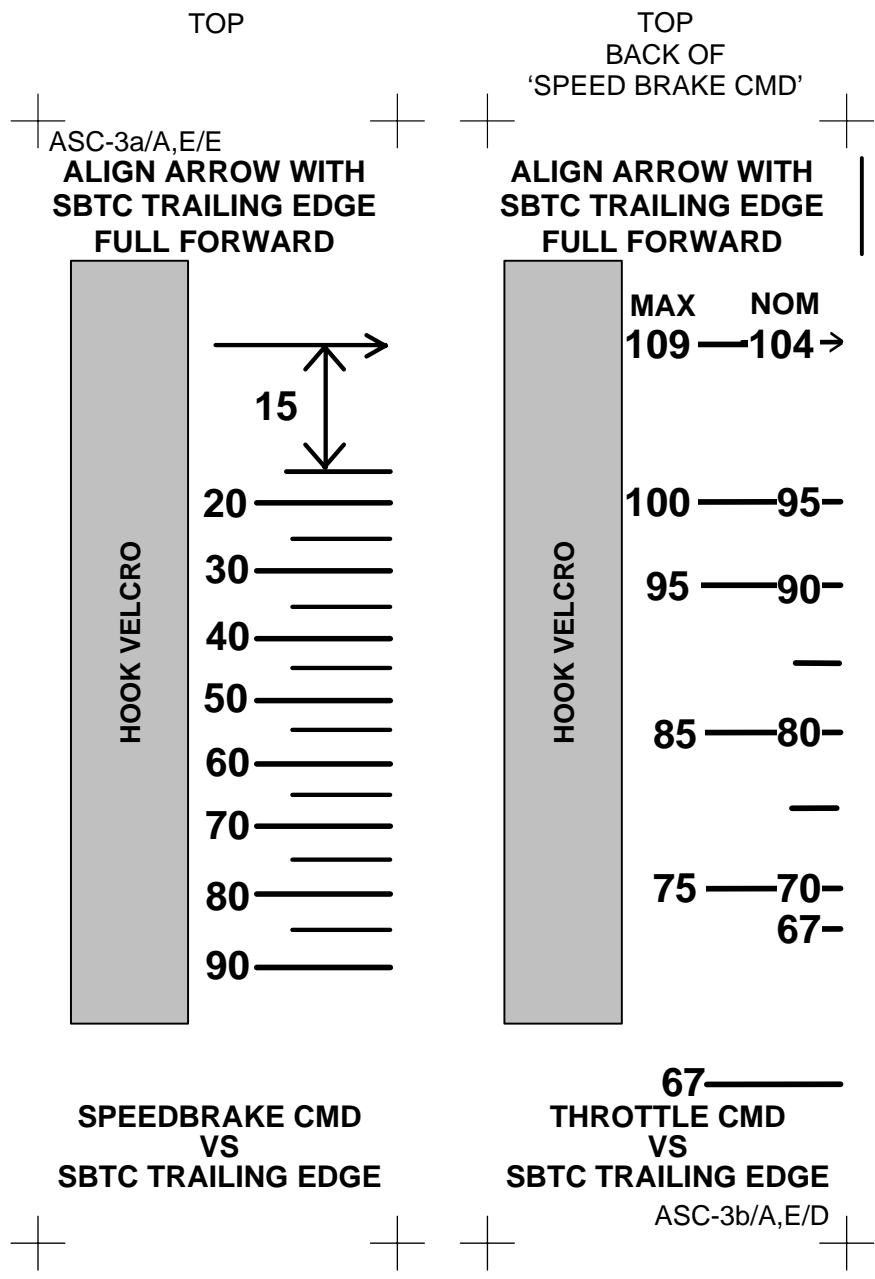
HOOK  
VELCRO  
SHIM

ASC-2b/A,E/D

FAB USE ONLY

CC 10-3

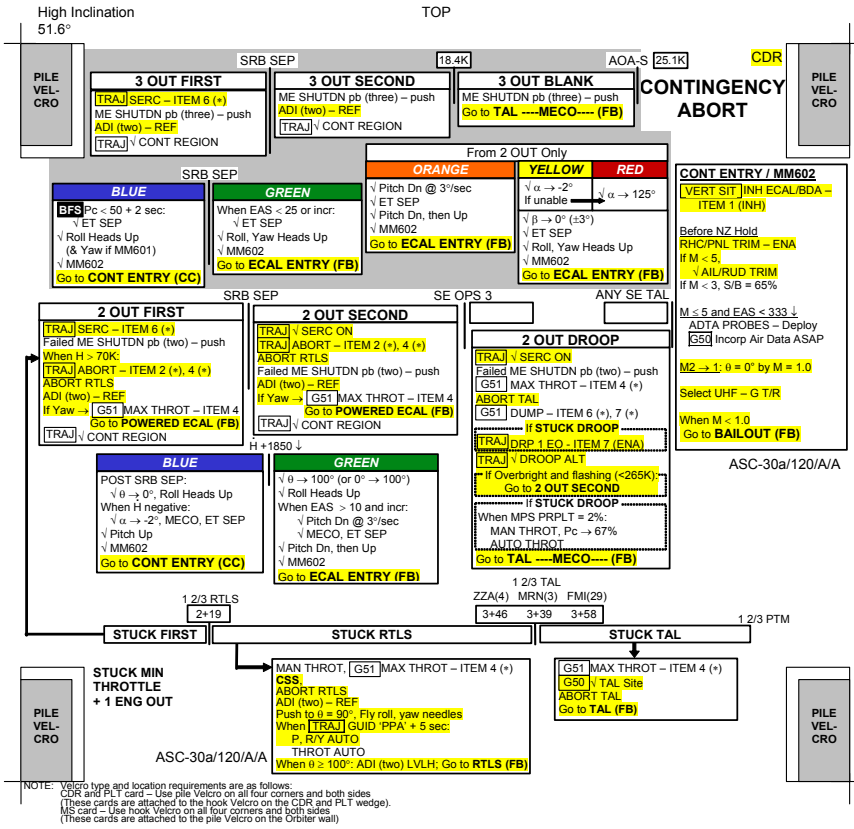
ASC/120/FIN



FAB USE ONLY

CC 10-4

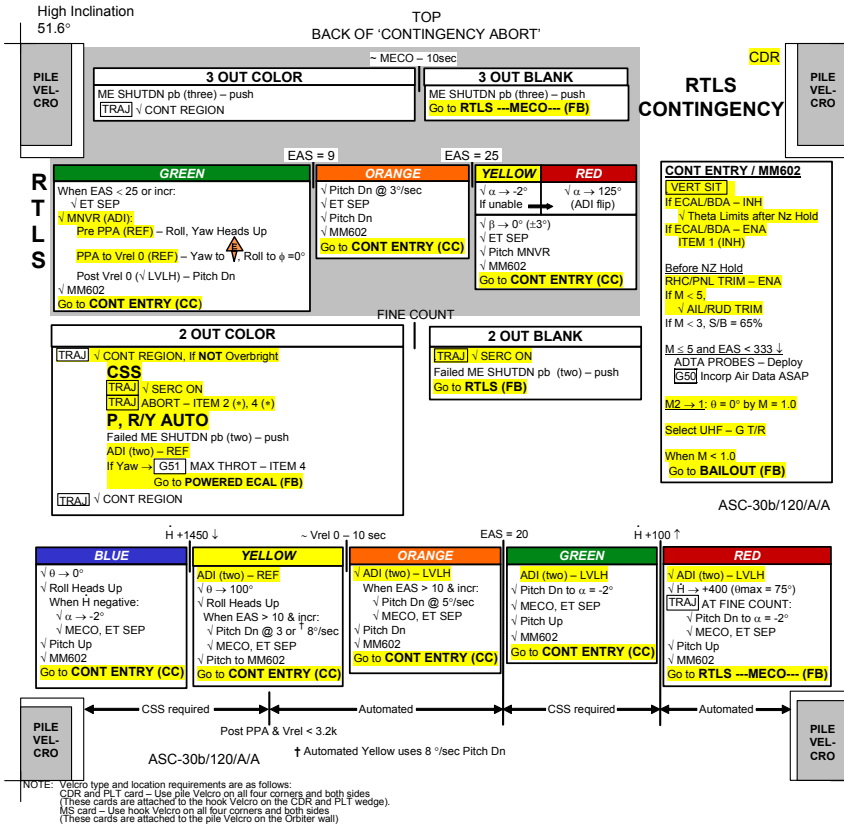
ASC/120/FIN 1



FAB USE ONLY

(reduced copy)  
 (A)CC 10-5

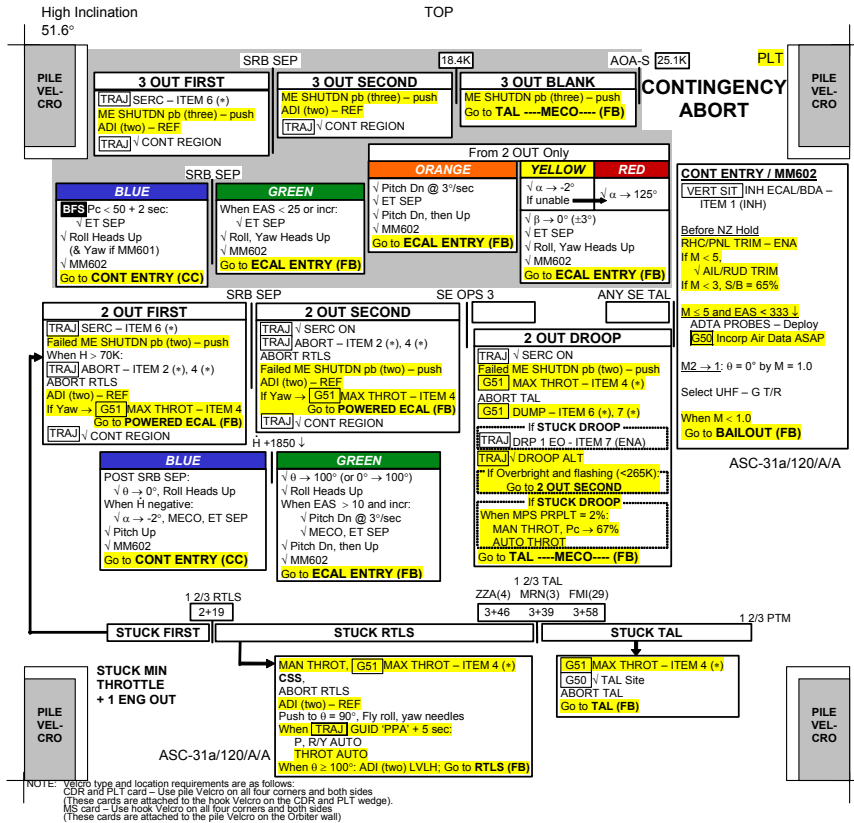
**CDR**  
 ASC/120/FIN



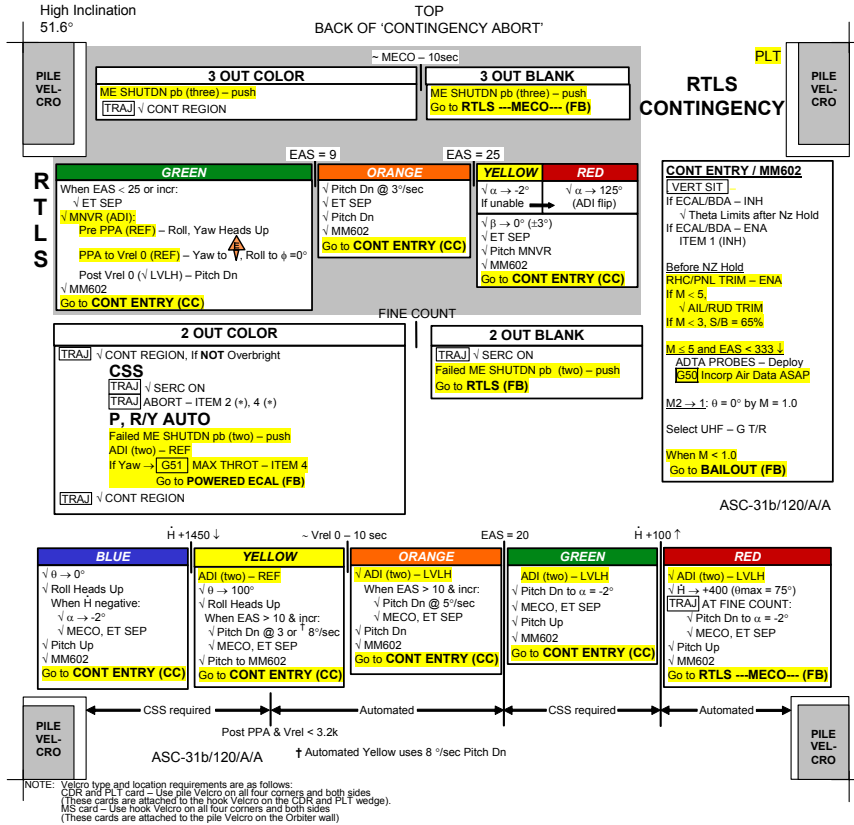
FAB USE ONLY

(reduced copy)  
(A)CC 10-6

**CDR**  
ASC/120/FIN



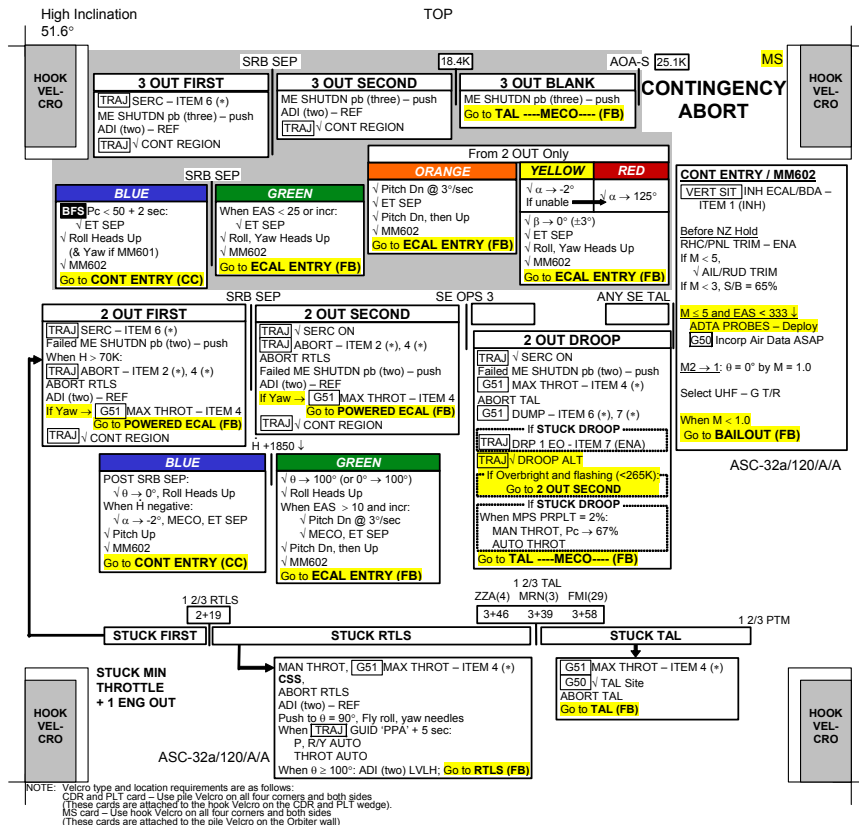
(reduced copy) **PLT**  
 FAB USE ONLY (B)CC 10-5 ASC/120/FIN



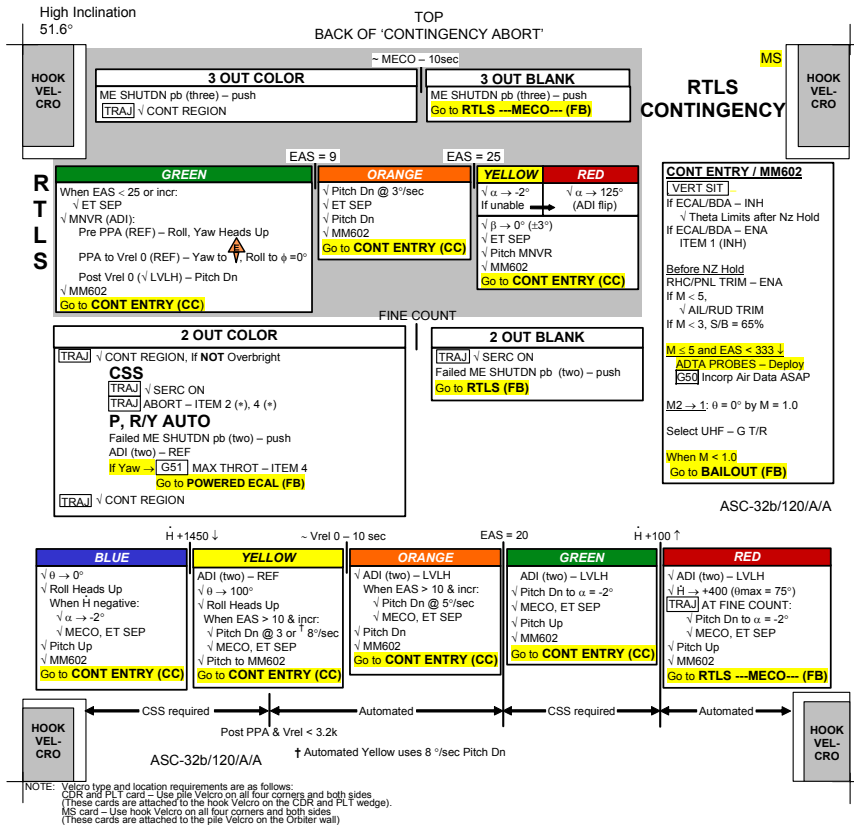
FAB USE ONLY

(reduced copy)  
(B)CC 10-6

PLT  
ASC/120/FIN



(reduced copy) **MS**  
 FAB USE ONLY (C)CC 10-5 ASC/120/FIN



FAB USE ONLY

(reduced copy)  
(C)CC 10-6

MS  
ASC/120/FIN



TOP

HOOK VELCRO
**OMS 2  
BURN  
MONITOR**
HOOK VELCRO

<b>OMS TEMP*</b> FU IN P ≥ <table style="display: inline-table; border-collapse: collapse;"><tr><td style="border: 1px solid black; padding: 0 5px;">L</td><td style="border: 1px solid black; padding: 0 5px;">R</td></tr><tr><td style="border: 1px solid black; padding: 0 5px;">225</td><td style="border: 1px solid black; padding: 0 5px;">220</td></tr></table> or No FU IN P	L	R	225	220	Oms ENG FAIL Oms PRPLT FAIL
L	R				
225	220				
<b>OMS PC* &amp; OMS ↓</b> (BFS: √accel) ENG VLV 1 or 2 < 70 or OX IN P > 227 OX IN P ≤ 227 or No OX IN P	Oms ENG FAIL Oms PRPLT FAIL				
<b>OMS OX/FU TK P</b> (√ENG IN P) OX/FU LOW OX & FU HIGH	He PRESS/VAP ISOL (two) – OP If aff TK P not incr: He PRESS/VAP ISOL (two) – CL At PC < 72 or OMS TEMP or HP > 85 : Oms PRPLT FAIL He PRESS/VAP ISOL (two) – CL Cycle He A(B) to maintain TK P 234-284				
<b>OMS He TK P LOW</b> (√OMS/MPS)	At He P < 640 or QTY ≤ 41: If HP < 85 : Oms XFEED from good Oms At HP > 85 : Oms PRPLT FAIL				
<b>OMS N2 REG P HIGH or LOW</b> <b>OMS N2 TK P LOW</b> (√OMS/MPS)	Oms ENG – ARM At N2 TK P < 470: Oms ENG – ARM				
<b>OMS GMBL</b> PRI fail SEC fail	L(R) Oms GMBL – SEC (twice) If high RCS usage: Oms ENG FAIL				
<b>GPC</b> <b>1(4) &amp;</b> Burning Oms aff SEC GMBL lost 2 FAs lost	aff GPC PWR – OFF If SEC GMBL avail: aff MDM FF 1(4) – OFF, ON L(R) Oms GMBL – SEC (twice) If high RCS usage: Oms ENG FAIL √MAN SHUTDN				
<b>I/O ERROR FA</b> <b>1(4)</b> 2 FAs lost	L(R) Oms GMBL – SEC I/O RESET (if recov: BFS I/O RESET) If high RCS usage: Oms ENG FAIL √MAN SHUTDN				
<b>BCE STRG D</b> <b>1(4)</b>	I/O RESET (if recov: >>) If high RCS usage: L(R) Oms GMBL – SEC (twice)				
<b>I/O ERROR PCM</b>	OI PCMMU PWR – 2(1)				

\*If XFD, BLDN, or sensor fail, monitor ENG IN P for off-nominal performance

ASC-5a/120/A,O/B

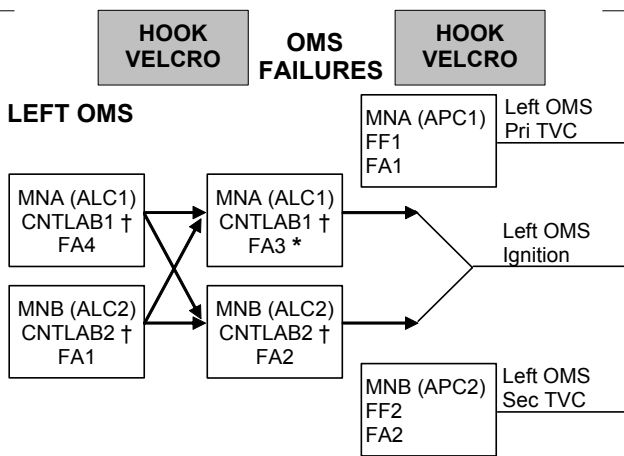
(reduced copy)

FAB USE ONLY

CC 10-7

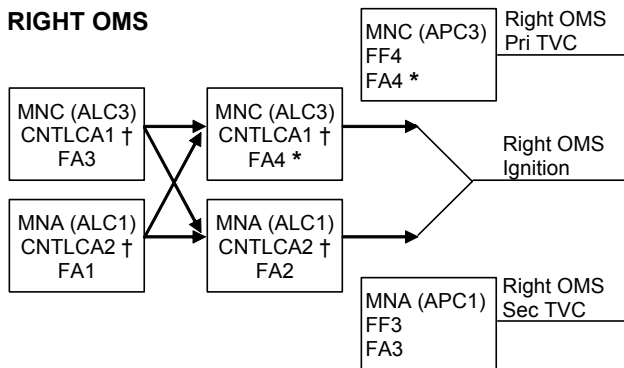
ASC/120/FIN 2

TOP  
BACK OF 'OMS BURN MONITOR'



† If CNTL AB1 or AB2 (CA1 or CA2) failed and ign path still exists at OMS fail, assume L(R) OMS ↓ is PRPLT FAIL

\* If L(R) P<sub>c</sub> failed high during burn, or FA3(4) failed, at L(R) OMS fail, no guidance downmode after L(R) OMS ENG switch OFF (TGO slow, ADI needles in error, 6 ft/s underburn)



If two FA MDMs lost		
MDMs	Preburn: ENG – OFF	During burn: MAN SHUTDN
1,2	LEFT (TVC)	BOTH
1,3	RIGHT (IGN)	LEFT
1,4	LEFT (IGN)	RIGHT
2,3	LEFT (IGN)	RIGHT
2,4	RIGHT (IGN)	LEFT
3,4	RIGHT (TVC)	BOTH

ASC-5b/A,O,E/I

(reduced copy)

FAB USE ONLY

CC 10-8

ASC/120/FIN

TOP

HOOK  
VELCRO
**OMS 2/  
ORBIT OMS  
BURNS**
HOOK  
VELCRO

√MM105/202(302)  
 Enter TGO +5 sec (2 eng) or TGO +10 sec (1 eng)  
 √BURN ATT (INRTL) then REF, pb – push  
 √ENG SEL                     √DAP TRANS – NORM (MM202)  
 CNTL PWR (two) – ON     √DAP – AUTO(PASS)/DISC  
 √GMBL TRIM  
 2 engine: P = +0.4   LY = -5.7   RY = +5.7  
 1 engine: P = +0.4   LY = +5.2   RY = -5.2  
 L,R OMS He PRESS/VAP ISOL A (two) – OP  
           ... Wait 2 sec ...  
 L,R OMS He PRESS/VAP ISOL B (two) – GPC (OP for SE  
   GPC   OP   CL                                   burn)

ORB BURN A			
B			

TIG-2 SEL OMS ENG(s) – ARM/PRESS (√P VLVs OP)  
 If P VLV CL: Aff OMS ENG – OFF

WARNING

Do not burn aff engine if:

OMS N2 TK P < 470(564) (NONCRIT BURN)

He TK P < 640

FU ENG IN P < 216(244)

OX ENG IN P < 151(244)

--	--	--

ΔVTOT: OMS XFEED RETURN (Planned Single Engine)

-:15 EXEC  
 If OMS ENG P<sub>C</sub> MSG and non critical burn: Aff ENG – OFF  
 If Leaking OMS PROP, burn RCS +X TIG - 15 sec to  
 OMS IGN + 1 sec  
 :00 TIG; start watch (√P<sub>C</sub>, ΔVTOT, ENG VLVs)

\* **OMS PRFLT FAIL:** \*

\*   **HP < [85]** (CONTINUE BURN): \*

\*     Failed OMS ENG                     – OFF \*

\*        √XFEED (two)                    – CL \*

\*        TK ISOL (two)                   – CL \*

\*        He PRESS (two)                  – CL \*

\*   **HP > [85]** (STOP BURN): \*

\*     OMS ENG (two)                     – OFF \*

\*     √Failed OMS XFEED (two)          – CL \*

\*        TK ISOL (two)                   – CL \*

\*        He PRESS (two)                  – CL \*

\* **OMS ENG FAIL:** \*

\*   ASCENT or CRIT O/O (Continue Burn) \*

\*   Failed ENG – OFF \*

\*   OMS XFEED at → 1/2 ΔVTOT 

--	--	--

 \*

\*   at FAIL \*

\* **RCS COMPLETION:** (Hp < [85] or CRIT O/O) \*

\*   Interconnect to either OMS that was ENG FAIL \*

\*   THC +X (Hp = [85]) \*

\*   Post burn, AFT RCS RECONFIG \*

CUTOFF  
 +:02 OMS ENG(s) – OFF (if < 3 IMU, at 

--	--	--

)

Trim	OMS 2	TAIL ONLY CNTL	Orbit
Residuals:	VGO X < 0.2 fps VGO Y,Z < 2 fps	VGO X < +0.2 fps	All axes < 0.2 fps

ASC-6a/120/A,O/A

(reduced copy)

FAB USE ONLY

CC 10-9

ASC/120/FIN

TOP  
BACK OF 'OMS2/ORBIT OMS BURNS'

<b>HOOK VELCRO</b>	<b>OPS 1 RCS BURN</b>	<b>HOOK VELCRO</b>
------------------------	---------------------------	------------------------

**AFT RCS**

√RCS BURN CONFIG:  
OMS TK ISOL (all) – OP      OMS TK  
L(R) OMS XFEED (two) – OP      switch at  
R(L) OMS XFEED (two) – CL      1/2 ΔVTOT  
AFT L,R RCS XFEED (four) – OP (If reqd)  
TK ISOL (six) – CL

TIG-2    L,R OMS He PRESS/VAP ISOL A – OP  
          ... Wait 2 sec ...  
          L,R OMS He PRESS/VAP ISOL B – OP  
√MM105  
          CNTLR PWR (two) – ON  
√BURN ATT (INRTL) then REF, pb – push  
√RCS SEL  
          DAP: INRTL/DISC  
:00      + X  
          Maintain PITCH ATT ERR ± 3°  
          Monitor OMS data  
          Monitor ΔVTOT  
CUTOFF    Release THC  
          CNTLR PWR (two) – OFF

**FWD RCS**

**FRCS BURN PREP**  
Load DUMMY target for FRCS attitude  
RCS SEL – ITEM 4 EXEC  
TIG @ TTA = 2:00 or as reqd  
ΔVX = -2.1 (ITEM 19)  
ΔVY = 0    (ITEM 20)  
ΔVZ = +1.0 (ITEM 21)  
LOAD – ITEM 22 EXEC  
TIMER – ITEM 23 EXEC  
TIG-10 Auto Mnvr to ATT  
When in attitude:  
ADI ATT – REF (push)  
Load External ΔV Burn Target  
ΔVX = +80  
ΔVY = 0  
ΔVZ = 0  
LOAD – ITEM 22 EXEC  
TIMER – ITEM 23 EXEC  
√VGOX = negative  
√VGOY = 0  
√VGOZ = +21 ± 2  
√REF ball -0,0,0

NOTE

Error needles invalid during burn  
Burn time = ~2X TGO  
TGT Hp = **85** for ASCENT

-:30    CNTLR PWR (two) – ON  
          DAP: INRTL/DISC  
:00    -X  
CUTOFF    CUR HP = TGT HP  , release THC  
          CNTLR PWR (two) – OFF

ASC-6b/120/A,O/A

(reduced copy)

FAB USE ONLY

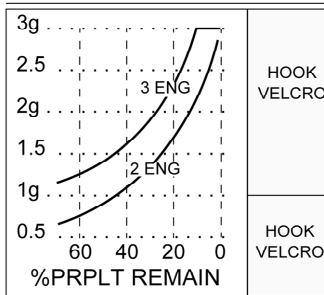
CC 10-10

ASC/120/FIN

TOP

**ASCENT ADI - NOMINAL**

TIME	$\theta$	H	$\dot{H}$	(120 OCFR1 CY)
0:30	69	10K	670	
0:50	61	27K	1007	
1:10	52	51K	1443	
1:30	38	85K	1905	
1:50	30	126K	2200	



-STAGING-

$V_i$	$\theta$	H	$\dot{H}$	ASC-14a/120/A/A
6	19	220K	1691	
7	16	277	1244	
8	13	311	899	
9	11	333	621	
10	9	346	393	
12	6	356	56	
14	10	355	-147	
16	25	350	-229	
18	23	344	-263	
20	21	339	-213	
22	19	337	-100	
24	17	337	68	
25819	12	345	272	

HOOK VELCRO

TOP  
BACK OF 'ASCENT  
ADI - NOMINAL'

**ENTRY ALPHA**

VR	$\alpha_{ref}$	R	H	$\dot{H}_{ref}$	Rref
25	40	4416	400		
24	HI	40	2600	247	-47 L79
23	43	40	37	2137	239 -64 69
22	43	40	37	1778	233 -84 63
21	43	40	37	1503	227 -107 61
20	43	40	37	1285	220 -124 60
19	43	40	37	1110	213 -148 60
18	43	40	37	974	209 -171 R60
17	43	40	37	860	200 -189 62
16	43	40	37	768	194 -198 64

**KSC 15**

MAX L/D	
M	$\alpha$
3	17
2	15
1	12

ASC-14b/120/A,E/A

VR	$\alpha_{ref}$	R	H	$\dot{H}_{ref}$	Rref
15	43	40	37	685	187 -118 64
14	43	40	37	612	183 -127 62
13	43	40	37	544	180 -137 60
12	43	40	37	482	175 -153 59
11	42	39	36	425	170 -195 57
10	41	38	35	375	166 -173 L51
9	39	36	33	326	161 -207 44
8	37	34	31	277	153 -239 41
7	33	30	27	229	144 -267 40
6	30	27	24	184	132 -272 41
5	26	23	20	143	120 -274 43
4	22	19	18	107	107 -263 R38
3	19	16	15	74	91 -247 34
2.5	14			61	83 -255
2	13			51	78 -253
1.5	10			39	69 -308
1	8			29	55 -258

HOOK VELCRO

(reduced copy)

FAB USE ONLY

CC 10-11

ASC/120/FIN 1



TOP  
HINGED AT BOTTOM OF  
'AOA DEORBIT BURN (2 ENG)'  
HINGE

\* **RCS COMPLETION:** \*

\* If DIRECT INSERTION: \*

\* THC +X to  $\Delta VTOT = 0$  or TOT AFT QTY 1   % \*

\* At AFT QTY 1                      THC +X to FLIP  $\Delta V$  or  
\* if CUR  $\Delta VTOT$ :                      TOT AFT QTY 2   % then  
\*    FRCS COMPLETION \*

\* FLIP   -----  
\*  $\Delta V$     FRCS COMPLETION \*

\* AFT   -----  
\*  $\Delta V$     THC +X to TGT  $\Delta V$  \*

\* TGT   -----  
\*  $\Delta V$  \*

\* If w/OMS 1: \*

\* THC +X to TGT HP or TOT AFT QTY 1   % \*

\* At AFT QTY 1                      THC +X to FLIP HP or  
\* if CUR HP:                              TOT AFT QTY 2   % then  
\*    FRCS COMPLETION \*

\* FLIP   -----  
\* HP    FRCS COMPLETION \*

\* AFT   -----  
\* HP    THC +X to TGT HP \*

\* TGT   -----  
\* HP \*

\* **FRCS COMPLETION:** \*

\* Mnv to -X Att (pitch up at 3°/sec to VGOz = +1/4  $\Delta VTOT$ )  
\* THC -X to  $\Delta VTOT = 0$  or FRCS depletion (JETS FAIL OFF) \*

CUTOFF

+ :02 OMS ENG(s) – OFF (If < 3 IMU, at  :  )  
\* AFT RCS RECONFIG if INTERCONNECT \*  
Trim X,Z residuals < 2 fps (< 0.5 fps if shallow)

ASC-8aa/120/A/A

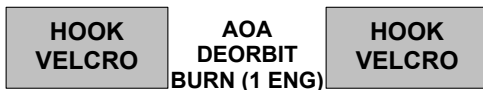
(reduced copy)

FAB USE ONLY

CC 10-13

ASC/120/FIN

TOP  
BACK OF 'AOA DEORBIT BURN (2 ENG)'



- √MM302      √OMS L or R
- √OMS BURN CONFIG (L or R XFEED)
- Enter TGO + 10 sec
- √TRIM: P +0.4, LY +5.2, RY -5.2
- L,R OMS He PRESS/VAP ISOL A (two) – OP
- . . . Wait 2 sec . . .      B (two) – OP
- √DAP – AUTO(PASS)/DISC
- ADI – LVLH(REF)/HI/MED
- FLT CNTLR PWR (two) – ON
- TIG-2      Good OMS ENG – ARM/PRESS
- :15      EXEC
- :15      If OMS AFT QTY < 11%, THC +X to OMS IGN + 1 sec
- :00      Start watch (√P<sub>c</sub>, ΔVTOT, ENG VLVs)

OMS XFEED RETURN at ΔVTOT =     
or   at   %

L,R OMS TK ISOL (four) – OP  
XFEED (four) – CL

- \* **OMS PRPLT FAIL (CONTINUE BURN):** \*
- \* OMS ENG – OFF \*
- \* ITEM 18 +0 EXEC \*
- \* Secure aff OMS \*
- \* √ADI – LVLH, center needles \*
- \* Interconnect good OMS to RCS \*
- \* THC +X (√OMS% vs RCS Burn Time) \*
- \* AFT RCS RECONFIG \*
- \* RCS COMPLETION \*
- \* **OMS ENG FAIL (CONTINUE BURN):** \*
- \* OMS ENG – OFF \*
- \* √ADI – LVLH, center needles \*
- \* Interconnect good OMS to RCS \*
- \* THC +X (√OMS% vs RCS Burn Time) \*
- \* RCS I'CNCT TK SW \*
- \* THC +X (√OMS% vs RCS Burn Time) \*
- \* AFT RCS RECONFIG \*
- \* RCS COMPLETION \*
- \* **RCS +X JET FAIL OFF:** \*
- \* ITEM 18 +0 EXEC \*
- \* **G23** Resel jet \*

ASC-8b/A/B

HINGE

(reduced copy)

FAB USE ONLY

CC 10-14

ASC/120/FIN



TOP  
HINGED AT BOTTOM OF  
'AOA DEORBIT BURN (1 ENG)'  
HINGE

**\* RCS COMPLETION:**

\* If DIRECT INSERTION:  
\* THC +X to  $\Delta VTOT = 0$  or TOT AFT QTY 1   %

\* At AFT QTY 1                      THC +X to FLIP  $\Delta V$  or  
\* if CUR  $\Delta VTOT$ :                      TOT AFT QTY 2   % then  
\*    FRCS COMPLETION

\* FLIP   -----  
\*  $\Delta V$     FRCS COMPLETION

\* AFT   -----  
\*  $\Delta V$     THC +X to TGT  $\Delta V$

\* TGT   -----  
\*  $\Delta V$

\* If w/OMS 1:  
\* THC +X to TGT HP or TOT AFT QTY 1   %

\* At AFT QTY 1                      THC +X to FLIP HP or  
\* if CUR HP:                              TOT AFT QTY 2   % then  
\*    FRCS COMPLETION

\* FLIP   -----  
\* HP    FRCS COMPLETION

\* AFT   -----  
\* HP    THC +X to TGT HP

\* TGT   -----  
\* HP

**\* FRCS COMPLETION:**

\* Mnv r to -X Att (pitch up at 3°/sec to VGOz = +1/4  $\Delta VTOT$ )  
\* THC -X to  $\Delta VTOT = 0$  or FRCS depletion (JETS FAIL OFF)

**CUTOFF**

+ :02 OMS ENG – OFF (If < 3 IMU, at  :  )  
\* AFT RCS RECONFIG if INTERCONNECT \*  
Trim X,Z residuals < 2 fps (< 0.5 fps if shallow)

ASC-8bb/120/A/A

(reduced copy)

FAB USE ONLY

CC 10-15

ASC/120/FIN

TOP

**AOA  
DEORBIT  
BURN (RCS)**

√MM302    √RCS SEL  
√RCS BURN CONFIG (L OMS I'CNCT)

L,R OMS He PRESS/VAP ISOL A (two) – OP  
... Wait 2 sec ...                      B (two) – OP

√DAP – INRTL/DISC  
ADI – LVLH(REF)/MED/MED  
FLT CNTLR PWR (two) – ON

TIG        THC +X  
          Maintain PITCH ATT ERR ± 3°  
          Monitor ΔVTOT

RCS I'CNCT TK SW at ΔVTOT =   
R OMS XFEED (two) – OP  
L OMS XFEED (two) – CL

**OMS PRPLT LOW**  
AFT RCS RECONFIG AT ΔVTOT =   
RCS COMPLETION

- \* **OMS PRPLT FAIL (MULTIPLE JETS FAIL OFF):** \*
- \* Secure aff OMS \*
- \* ITEM 18 +0 EXEC \*
- \* **G23** Resel jets \*
- \* Interconnect good OMS to RCS \*
- \* THC +X (√OMS% vs RCS Burn Time) \*
- \* AFT RCS RECONFIG \*
- \* RCS COMPLETION \*
- \* **RCS +X JET FAIL OFF:** \*
- \* ITEM 18 +0 EXEC \*
- \* **G23** Resel jets \*

ASC-7a/AB

HINGE

(reduced copy)

FAB USE ONLY

CC 10-16

ASC/120/FIN

TOP  
HINGED AT BOTTOM OF  
'AOA DEORBIT BURN (RCS)'  
HINGE

\* **RCS COMPLETION:**

\* If DIRECT INSERTION:

\* THC +X to  $\Delta VTOT = 0$  or TOT AFT QTY 1    %

\* At AFT QTY 1 if CUR  $\Delta VTOT$ :  
 \* THC +X to FLIP  $\Delta V$  or  
 \* TOT AFT QTY 2    % then  
 \* FRCS COMPLETION

\* FLIP  $\Delta V$     -----  
 \* FRCS COMPLETION

\* AFT  $\Delta V$     -----  
 \* THC +X to TGT  $\Delta V$

\* TGT  $\Delta V$     -----  
 \*

\* If w/OMS 1:

\* THC +X to TGT HP or TOT AFT QTY 1    %

\* At AFT QTY 1 if CUR HP:  
 \* THC +X to FLIP HP or  
 \* TOT AFT QTY 2    % then  
 \* FRCS COMPLETION

\* FLIP HP   -----  
 \* FRCS COMPLETION

\* AFT HP   -----  
 \* THC +X to TGT HP

\* TGT HP   -----  
 \*

\* **FRCS COMPLETION:**

- \* Mnv to -X Att (pitch up at 3°/sec to VGOz = +1/4  $\Delta VTOT$ )
- \* THC -X to  $\Delta VTOT = 0$  or FRCS depletion (JETS FAIL OFF)

CUTOFF:

- VGOx = 0, release THC
- AFT RCS RECONFIG
- Trim Inplane X,Z residuals < 2 fps (< 0.5 fps if shallow)

ASC-7aa/120/A/A

(reduced copy)

FAB USE ONLY

CC 10-17

ASC/120/FIN



TOP  
 BACK OF 'AOA DEORBIT BURN (RCS)'



**HOOK  
 VELCRO**

**HOOK  
 VELCRO**



HINGE

ASC-7b/A/B



FAB USE ONLY

(reduced copy)  
 CC 10-18

ASC/120/FIN



TOP  
HINGED AT BOTTOM OF  
BACK OF 'AOA DEORBIT BURN (RCS)'  
HINGE



ASC-7bb/A/B



FAB USE ONLY

(reduced copy)  
CC 10-19

ASC/120/FIN

TOP

PILE  
VELCRO

HOOK  
VELCRO

PILE  
VELCRO

**ZZA TAL REDESIGNATION  
(120 OCFR1 CYC)**

1st E.O. VI		6000	6100	6200	6300	6400	6500	6600	6700
SE OPS 3 ZZA 109	(4)	11000	11100	11100	11100	11100	11100	11200	11200
SE ZZA 104	(4)	16900	16800	16600	16400	16300	16100	15900	15800

1st E.O. VI		6800	6900	7000	7100	7200	7300	7400	7500
SE OPS 3 ZZA 109	(4)	11200	11200	11200	11300	11300	11300	11300	11300
SE ZZA 104	(4)	15600	15400	15300	15100	15000	14800	14700	14600

1st E.O. VI		7600	7700	7800	7900	8000	8100	8200	8300
SE OPS 3 ZZA 109	(4)	11400	11400	11400	11400	11400	11500	11500	11500
SE ZZA 104	(4)	14500	14300	14200	14100	14000	14000	13900	13800

1st E.O. VI		8400	8500	8600	8700	8800	8900	9000	9100
SE OPS 3 ZZA 109	(4)	11500	11500	11600	11600	11600	11600	11600	11600
SE ZZA 104	(4)	13700	13700	13600	13600	13600	13500	13500	13500

1st E.O. VI		9200	9300	9400	9500	9600	9700	9800	9900
SE OPS 3 ZZA 109	(4)	11700	11700	11700	11700	11700	11800	11800	11800
SE ZZA 104	(4)	13500	13500	13500	13500	13500	13500	13500	13500

1st E.O. VI		10000	10100	10200	10300	10400	10500	10600	10700
SE OPS 3 ZZA 109	(4)	11800	11800	11800	11900	11900	11900	11900	11900
SE ZZA 104	(4)	13500	13500	13500	13600	13600	13600	13600	13600

ASC-9a/120/A/B

PILE  
VELCRO

HOOK  
VELCRO

PILE  
VELCRO

(reduced copy)

FAB USE ONLY

CC 10-20

ASC/120/FIN 3

TOP  
BACK OF 'ZZA TAL REDESIGNATION'

HOOK  
VELCRO

HOOK  
VELCRO

HOOK  
VELCRO

ECAL – ZZA or MRN or FMI PRIME TAL

1st EO VI (KFPS)	5.6	5.8	6.0	6.2	6.4	6.6	6.8
CHERRY POINT (7)		6.7 - 7.0	6.7 - 7.2	6.8 - 7.3	6.8 - 7.4	6.9 - 7.5	6.9 - 7.6
OTIS ANGB (16)		10.3 - 11.1	10.3 - 11.2	10.2 - 11.3	10.2 - 11.5	10.2 - 11.6	10.2 - 11.6

1st EO VI (KFPS)	7.0	7.2	7.4	7.6	7.8	8.0	8.2
CHERRY POINT (7)	7.0 - 7.7	7.2 - 7.8	7.4 - 7.9	7.6 - 7.9	7.8 - 8.0	8.0 - 8.0	
GABRESKI (15)					10.5 - 10.7	10.4 - 10.8	10.3 - 11.0
OTIS ANGB (16)	10.2 - 11.7	10.2 - 11.8	10.2 - 11.9	10.2 - 12.0	10.2 - 12.1	10.2 - 12.1	10.3 - 12.2

1st EO VI (KFPS)	8.4	8.6	8.8	9.0	9.2	9.4	9.6
OCEANA NAS (8)		8.6 - 9.0	8.8 - 9.1	9.0 - 9.2	9.2 - 9.3		
WALLOPS (9)				9.4 - 9.6	9.2 - 9.7	9.4 - 9.8	9.6 - 9.8
GABRESKI (15)	10.3 - 11.1	10.3 - 11.2	10.3 - 11.3	10.4 - 11.3	10.4 - 11.4	10.4 - 11.5	10.4 - 11.5
OTIS ANGB (16)	10.3 - 12.3	10.3 - 12.3	10.3 - 12.4	10.4 - 12.4	10.4 - 12.5	10.5 - 12.6	10.5 - 12.6
PEASE INT'L (17)	11.3 - 11.7	11.3 - 11.9	11.3 - 12.0	11.3 - 12.1	11.3 - 12.2	11.3 - 12.2	11.3 - 12.3

1st EO VI (KFPS)	9.8	10.0	10.2	10.4	10.6	10.8	11.0
WALLOPS (9)	9.8 - 9.9						
GABRESKI (15)	10.4 - 11.6	10.5 - 11.7	10.5 - 11.7	10.5 - 11.8	10.6 - 11.8	10.8 - 11.9	11.0 - 11.9
OTIS ANGB (16)	10.5 - 12.7	10.5 - 12.7	10.6 - 12.8	10.6 - 12.8	10.7 - 12.9	10.8 - 12.9	11.0 - 12.9
PEASE INT'L (17)	11.3 - 12.4	11.4 - 12.5	11.4 - 12.5	11.5 - 12.6	11.5 - 12.6	11.5 - 12.7	11.5 - 12.7

1st EO VI (KFPS)	11.2	11.4	11.6	11.8	12.0	12.2	12.4
GABRESKI (15)	11.2 - 12.0	11.4 - 12.0	11.6 - 12.1	11.8 - 12.2	12.0 - 12.2	12.2 - 12.3	
OTIS ANGB (16)	11.2 - 13.0	11.4 - 13.0	11.6 - 13.1	11.8 - 13.1	12.0 - 13.2	12.2 - 13.2	12.4 - 13.2
PEASE INT'L (17)	11.5 - 12.8	11.5 - 12.8	11.6 - 12.9	11.8 - 12.9	12.0 - 13.0	12.2 - 13.0	12.4 - 13.0

1st EO VI (KFPS)	12.6	12.8	13.0	13.2	13.4	13.6	13.8
OTIS ANGB (16)	12.6 - 13.3	12.8 - 13.3	13.0 - 13.4	13.2 - 13.4	13.4 - 13.4		
PEASE INT'L (17)	12.6 - 13.1	12.8 - 13.1	13.0 - 13.1				

ASC-9b/120/A/A

HOOK  
VELCRO

HOOK  
VELCRO

HOOK  
VELCRO

(reduced copy)

FAB USE ONLY

CC 10-21

ASC/120/FIN

TOP

**PILE  
VELCRO**

**HOOK  
VELCRO**

**PILE  
VELCRO**

**MRN TAL REDESIGNATION  
(120 OCFR1 CYC)**

1st E.O. VI		5900	6000	6100	6200	6300	6400	6500	6600
SE OPS 3 MRN 109	(3)	10900	11000	11000	11000	11100	11100	11100	11200
SE MRN 104	(3)	16700	16600	16400	16200	16100	15900	15800	15600

1st E.O. VI		6700	6800	6900	7000	7100	7200	7300	7400
SE OPS 3 MRN 109	(3)	11200	11200	11300	11300	11300	11400	11400	11400
SE MRN 104	(3)	15400	15300	15100	15000	14900	14700	14600	14500

1st E.O. VI		7500	7600	7700	7800	7900	8000	8100	8200
SE OPS 3 MRN 109	(3)	11400	11500	11500	11500	11500	11600	11600	11600
SE MRN 104	(3)	14300	14200	14100	14000	13900	13900	13800	13700

1st E.O. VI		8300	8400	8500	8600	8700	8800	8900	9000
SE OPS 3 MRN 109	(3)	11600	11600	11700	11700	11700	11700	11700	11700
SE MRN 104	(3)	13600	13600	13500	13500	13500	13400	13400	13400

1st E.O. VI		9100	9200	9300	9400	9500	9600	9700	9800
SE OPS 3 MRN 109	(3)	11800	11800	11800	11800	11800	11800	11800	11800
SE MRN 104	(3)	13400	13400	13400	13400	13400	13400	13400	13400

1st E.O. VI		9900	10000	10100	10200	10300	10400	10500	10600
SE OPS 3 MRN 109	(3)	11900	11900	11900	11900	11900	11900	11900	11900
SE MRN 104	(3)	13400	13400	13400	13400	13500	13500	13500	13500

1st E.O. VI		10700							
SE OPS 3 MRN 109	(3)	11900							
SE MRN 104	(3)	13500							

ASC-10a/120/A/B

**PILE  
VELCRO**

**HOOK  
VELCRO**

**PILE  
VELCRO**

(reduced copy)

FAB USE ONLY

CC 10-22

ASC/120/FIN 3



TOP  
BACK OF 'MRN TAL REDESIGNATION'

**HOOK  
VELCRO**

**HOOK  
VELCRO**

**HOOK  
VELCRO**

**ECAL – ZZA or MRN or FMI PRIME TAL**

1st EO VI (KFPS)	<b>5.6</b>	<b>5.8</b>	<b>6.0</b>	<b>6.2</b>	<b>6.4</b>	<b>6.6</b>	<b>6.8</b>
CHERRY POINT (7)		6.7 - 7.0	6.7 - 7.2	6.8 - 7.3	6.8 - 7.4	6.9 - 7.5	6.9 - 7.6
OTIS ANGB (16)		10.3 - 11.1	10.3 - 11.2	10.2 - 11.3	10.2 - 11.5	10.2 - 11.6	10.2 - 11.6

1st EO VI (KFPS)	<b>7.0</b>	<b>7.2</b>	<b>7.4</b>	<b>7.6</b>	<b>7.8</b>	<b>8.0</b>	<b>8.2</b>
CHERRY POINT (7)	7.0 - 7.7	7.2 - 7.8	7.4 - 7.9	7.6 - 7.9	7.8 - 8.0	8.0 - 8.0	
GABRESKI (15)					10.5 - 10.7	10.4 - 10.8	10.3 - 11.0
OTIS ANGB (16)	10.2 - 11.7	10.2 - 11.8	10.2 - 11.9	10.2 - 12.0	10.2 - 12.1	10.2 - 12.1	10.3 - 12.2

1st EO VI (KFPS)	<b>8.4</b>	<b>8.6</b>	<b>8.8</b>	<b>9.0</b>	<b>9.2</b>	<b>9.4</b>	<b>9.6</b>
OCEANA NAS (8)		8.6 - 9.0	8.8 - 9.1	9.0 - 9.2	9.2 - 9.3		
WALLOPS (9)				9.4 - 9.6	9.2 - 9.7	9.4 - 9.8	9.6 - 9.8
GABRESKI (15)	10.3 - 11.1	10.3 - 11.2	10.3 - 11.3	10.4 - 11.3	10.4 - 11.4	10.4 - 11.5	10.4 - 11.5
OTIS ANGB (16)	10.3 - 12.3	10.3 - 12.3	10.3 - 12.4	10.4 - 12.4	10.4 - 12.5	10.5 - 12.6	10.5 - 12.6
PEASE INT'L (17)	11.3 - 11.7	11.3 - 11.9	11.3 - 12.0	11.3 - 12.1	11.3 - 12.2	11.3 - 12.2	11.3 - 12.3

1st EO VI (KFPS)	<b>9.8</b>	<b>10.0</b>	<b>10.2</b>	<b>10.4</b>	<b>10.6</b>	<b>10.8</b>	<b>11.0</b>
WALLOPS (9)	9.8 - 9.9						
GABRESKI (15)	10.4 - 11.6	10.5 - 11.7	10.5 - 11.7	10.5 - 11.8	10.6 - 11.8	10.8 - 11.9	11.0 - 11.9
OTIS ANGB (16)	10.5 - 12.7	10.5 - 12.7	10.6 - 12.8	10.6 - 12.8	10.7 - 12.9	10.8 - 12.9	11.0 - 12.9
PEASE INT'L (17)	11.3 - 12.4	11.4 - 12.5	11.4 - 12.5	11.5 - 12.6	11.5 - 12.6	11.5 - 12.7	11.5 - 12.7

1st EO VI (KFPS)	<b>11.2</b>	<b>11.4</b>	<b>11.6</b>	<b>11.8</b>	<b>12.0</b>	<b>12.2</b>	<b>12.4</b>
GABRESKI (15)	11.2 - 12.0	11.4 - 12.0	11.6 - 12.1	11.8 - 12.2	12.0 - 12.2	12.2 - 12.3	
OTIS ANGB (16)	11.2 - 13.0	11.4 - 13.0	11.6 - 13.1	11.8 - 13.1	12.0 - 13.2	12.2 - 13.2	12.4 - 13.2
PEASE INT'L (17)	11.5 - 12.8	11.5 - 12.8	11.6 - 12.9	11.8 - 12.9	12.0 - 13.0	12.2 - 13.0	12.4 - 13.0

1st EO VI (KFPS)	<b>12.6</b>	<b>12.8</b>	<b>13.0</b>	<b>13.2</b>	<b>13.4</b>	<b>13.6</b>	<b>13.8</b>
OTIS ANGB (16)	12.6 - 13.3	12.8 - 13.3	13.0 - 13.4	13.2 - 13.4	13.4 - 13.4		
PEASE INT'L (17)	12.6 - 13.1	12.8 - 13.1	13.0 - 13.1				

ASC-10b/120/A/A

**HOOK  
VELCRO**

**HOOK  
VELCRO**

**HOOK  
VELCRO**

(reduced copy)

FAB USE ONLY

CC 10-23

ASC/120/FIN

TOP

**PILE  
VELCRO**

**HOOK  
VELCRO**

**PILE  
VELCRO**

**FMI TAL REDESIGNATION  
(120 OCFR1 CYC)**

1st E.O. VI		6300	6400	6500	6600	6700	6800	6900	7000
SE OPS 3 FMI 109	(29)	11000	11100	11100	11100	11200	11200	11200	11200
SE FMI 104	(29)	17600	17400	17200	17000	16800	16600	16500	16300

1st E.O. VI		7100	7200	7300	7400	7500	7600	7700	7800
SE OPS 3 FMI 109	(29)	11300	11300	11300	11300	11400	11400	11400	11400
SE FMI 104	(29)	16100	15900	15700	15600	15400	15200	15100	14900

1st E.O. VI		7900	8000	8100	8200	8300	8400	8500	8600
SE OPS 3 FMI 109	(29)	11500	11500	11500	11500	11600	11600	11600	11600
SE FMI 104	(29)	14800	14700	14500	14400	14300	14300	14200	14100

1st E.O. VI		8700	8800	8900	9000	9100	9200	9300	9400
SE OPS 3 FMI 109	(29)	11600	11700	11700	11700	11700	11700	11700	11800
SE FMI 104	(29)	14000	14000	13900	13900	13900	13800	13800	13800

1st E.O. VI		9500	9600	9700	9800	9900	10000	10100	10200
SE OPS 3 FMI 109	(29)	11800	11800	11800	11800	11800	11800	11800	11900
SE FMI 104	(29)	13800	13800	13800	13800	13800	13800	13800	13800

1st E.O. VI		10300	10400	10500	10600	10700			
SE OPS 3 FMI 109	(29)	11900	11900	11900	11900	11900			
SE FMI 104	(29)	13900	13900	13900	13900	13900			

ASC-12a/120/A/B

**PILE  
VELCRO**

**HOOK  
VELCRO**

**PILE  
VELCRO**

(reduced copy)

FAB USE ONLY

CC 10-24

ASC/120/FIN 3

TOP  
BACK OF 'FMI TAL REDESIGNATION'



**ECAL – ZZA or MRN or FMI PRIME TAL**

1st EO VI (KFPS)	5.6	5.8	6.0	6.2	6.4	6.6	6.8
CHERRY POINT (7)		6.7 - 7.0	6.7 - 7.2	6.8 - 7.3	6.8 - 7.4	6.9 - 7.5	6.9 - 7.6
OTIS ANGB (16)		10.3 - 11.1	10.3 - 11.2	10.2 - 11.3	10.2 - 11.5	10.2 - 11.6	10.2 - 11.6

1st EO VI (KFPS)	7.0	7.2	7.4	7.6	7.8	8.0	8.2
CHERRY POINT (7)	7.0 - 7.7	7.2 - 7.8	7.4 - 7.9	7.6 - 7.9	7.8 - 8.0	8.0 - 8.0	
GABRESKI (15)					10.5 - 10.7	10.4 - 10.8	10.3 - 11.0
OTIS ANGB (16)	10.2 - 11.7	10.2 - 11.8	10.2 - 11.9	10.2 - 12.0	10.2 - 12.1	10.2 - 12.1	10.3 - 12.2

1st EO VI (KFPS)	8.4	8.6	8.8	9.0	9.2	9.4	9.6
OCEANA NAS (8)		8.6 - 9.0	8.8 - 9.1	9.0 - 9.2	9.2 - 9.3		
WALLOPS (9)				9.4 - 9.6	9.2 - 9.7	9.4 - 9.8	9.6 - 9.8
GABRESKI (15)	10.3 - 11.1	10.3 - 11.2	10.3 - 11.3	10.4 - 11.3	10.4 - 11.4	10.4 - 11.5	10.4 - 11.5
OTIS ANGB (16)	10.3 - 12.3	10.3 - 12.3	10.3 - 12.4	10.4 - 12.4	10.4 - 12.5	10.5 - 12.6	10.5 - 12.6
PEASE INT'L (17)	11.3 - 11.7	11.3 - 11.9	11.3 - 12.0	11.3 - 12.1	11.3 - 12.2	11.3 - 12.2	11.3 - 12.3

1st EO VI (KFPS)	9.8	10.0	10.2	10.4	10.6	10.8	11.0
WALLOPS (9)	9.8 - 9.9						
GABRESKI (15)	10.4 - 11.6	10.5 - 11.7	10.5 - 11.7	10.5 - 11.8	10.6 - 11.8	10.8 - 11.9	11.0 - 11.9
OTIS ANGB (16)	10.5 - 12.7	10.5 - 12.7	10.6 - 12.8	10.6 - 12.8	10.7 - 12.9	10.8 - 12.9	11.0 - 12.9
PEASE INT'L (17)	11.3 - 12.4	11.4 - 12.5	11.4 - 12.5	11.5 - 12.6	11.5 - 12.6	11.5 - 12.7	11.5 - 12.7

1st EO VI (KFPS)	11.2	11.4	11.6	11.8	12.0	12.2	12.4
GABRESKI (15)	11.2 - 12.0	11.4 - 12.0	11.6 - 12.1	11.8 - 12.2	12.0 - 12.2	12.2 - 12.3	
OTIS ANGB (16)	11.2 - 13.0	11.4 - 13.0	11.6 - 13.1	11.8 - 13.1	12.0 - 13.2	12.2 - 13.2	12.4 - 13.2
PEASE INT'L (17)	11.5 - 12.8	11.5 - 12.8	11.6 - 12.9	11.8 - 12.9	12.0 - 13.0	12.2 - 13.0	12.4 - 13.0

1st EO VI (KFPS)	12.6	12.8	13.0	13.2	13.4	13.6	13.8
OTIS ANGB (16)	12.6 - 13.3	12.8 - 13.3	13.0 - 13.4	13.2 - 13.4	13.4 - 13.4		
PEASE INT'L (17)	12.6 - 13.1	12.8 - 13.1	13.0 - 13.1				

ASC-12b/120/A/A



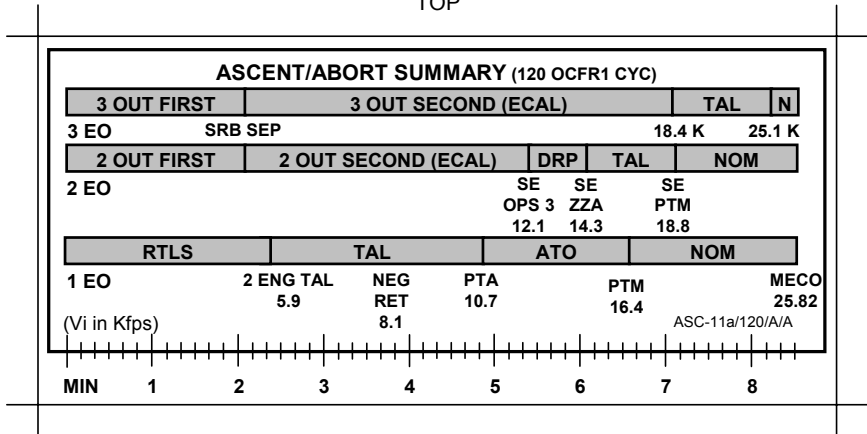
(reduced copy)

FAB USE ONLY

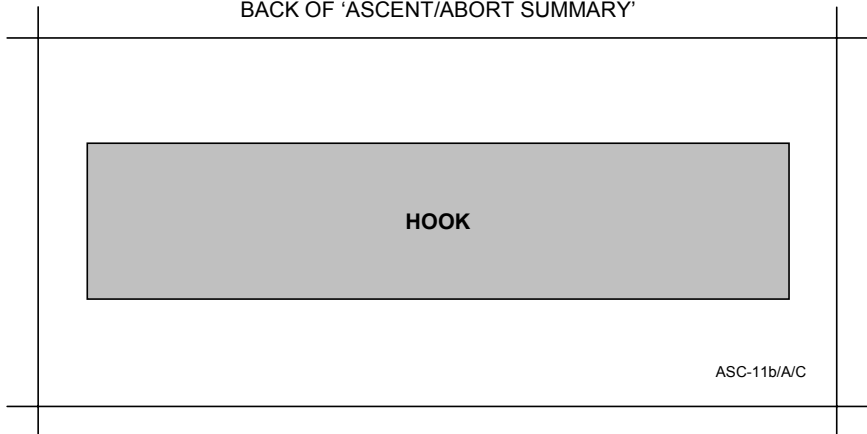
CC 10-25

ASC/120/FIN

TOP



TOP  
BACK OF 'ASCENT/ABORT SUMMARY'



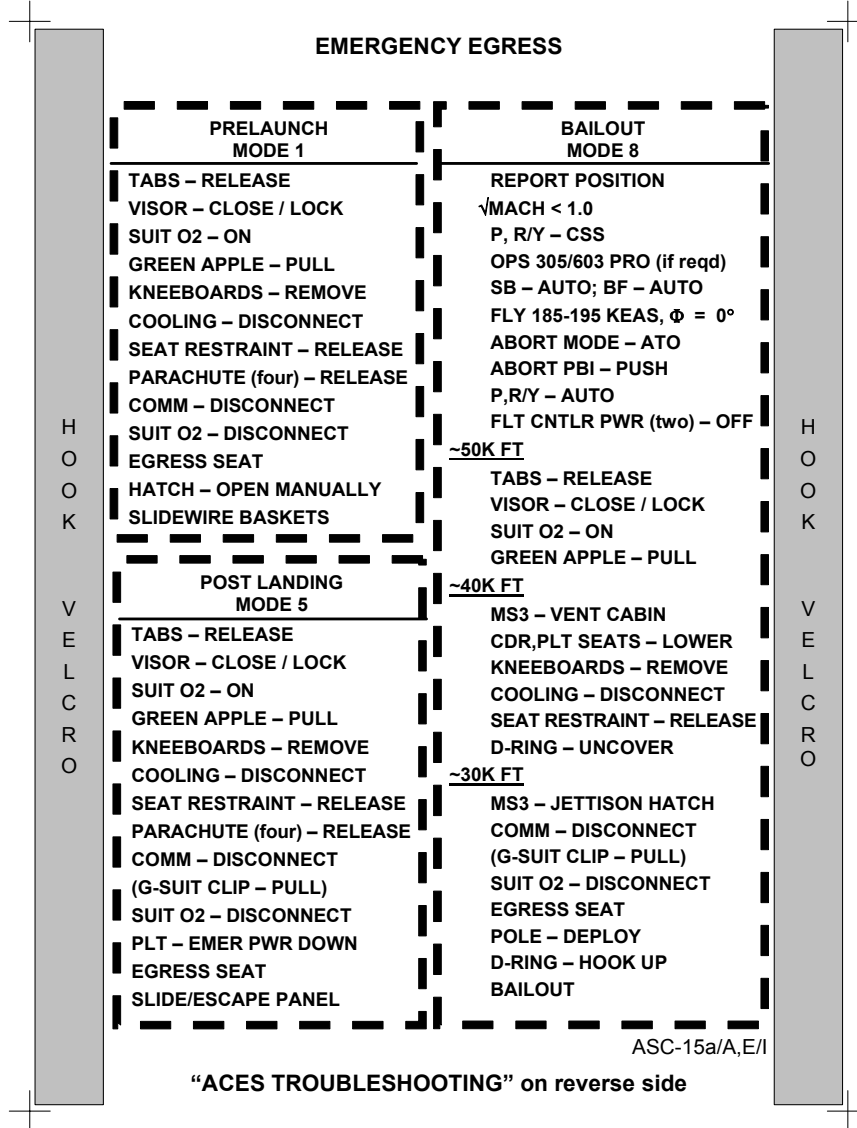
(reduced copy)

FAB USE ONLY

CC 10-26

ASC/120/FIN

TOP



(reduced copy)

FAB USE ONLY

CC 10-27

ASC/120/FIN

TOP  
BACK OF "EMERGENCY EGRESS"

**ACES TROUBLESHOOTING (ASCENT/ENTRY)**

LOSS OF COMM

If LOSS OF XMIT:

NOTE

O2 helmet flow automutes microphones (i.e., inhalation, open or leaking visor, leaking neck dam)

1. ✓TABS – IN
2. ✓Helmet pressure visor seal not obstructed
3. ✓MIC placement
4. ✓CCU PWR – ON

POWER BUS	ATU
ESS BUS 1BC	CDR
ESS BUS 2CA	PLT
MNA	MS STATION
MNB	MIDDECK
MNC	PS STATION

If LOSS OF RECEIVE:

5. HIU VOL – MAX
6. ✓All cable connections mated properly:  
CCA-to-Helmet I/F cable  
Comm pigtail  
HIU  
Comm panel
7. ✓ATU Config (Flight Deck as applicable):  
A/G1, A/G2, A/A, ICOM A, ICOM B – T/R  
MODE – PTT/VOX  
VOX SENS – 2-4  
A/G1, A/G2 tw – 9  
A/A, ICOM A, ICOM B tw – 5

LOSS OF SUIT PRESSURE

1. ✓TABS – IN
2. ✓VISOR – CLOSED/LOCKED
3. ✓Helmet properly attached
4. ✓Gloves properly attached
5. ✓BIP plug secured
6. ✓Suit zipper fully zipped

LOSS OF SUIT O2

1. ✓O2 hose connected to ACES O2 manifold
2. ✓LEH O2 vlv – OP (Flight Deck)
3. ✓O2 hose connected properly at LEH O2 (Flight Deck)

INADVERTENT EOS ACTIVATION (After T-2:00)

1. Remain on shuttle LEH O2
2. Keep visor closed and locked through MECO

NOTE

Prior to opening visor, disconnect EOS O2 line (with locking collar clip) from O2 manifold to prevent EOS O2 flow

H  
O  
O  
K  
  
V  
E  
L  
C  
R  
O

H  
O  
O  
K  
  
V  
E  
L  
C  
R  
O

C6

ASC-15b/A,E/E

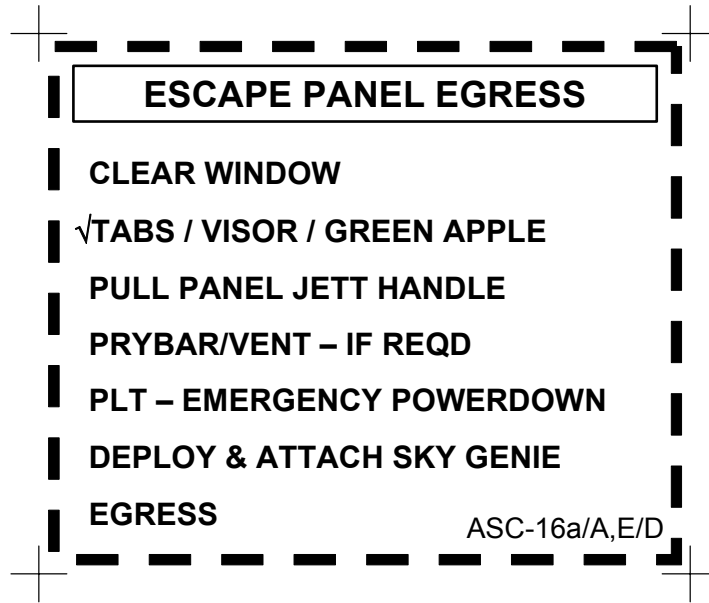
(reduced copy)

FAB USE ONLY

CC 10-28

ASC/120/FIN

TOP



TOP  
BACK OF 'ESCAPE PANEL EGRESS'



**HOOK  
VELCRO**

ASC-16b/A,E/C

(reduced copy)

FAB USE ONLY

CC 10-29

ASC/120/FIN

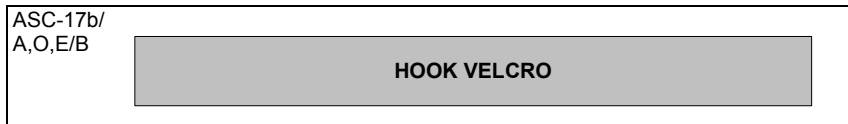
GPC/FCS CHANNEL CONFIGURATION

TOP

GPC

GPC	GPC	GPC	GPC	ASC-17a/ A,O,E/B
Delay 2 sec between each switch throw (AUTO ⇌ ORIDE)				

TOP  
BACK OF 'GPC'



Fabrication Notes

1. Cut to exact outside edge
2. Cover GPC boxes with Scotch tape

(reduced copy)

FAB USE ONLY

CC 10-30

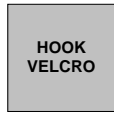
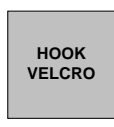
ASC/120/FIN







TOP  
 BACK OF 'PANEL R14 - OV103 ONLY'



ASC-18b/A,O,E/C



(reduced copy)

FAB USE ONLY

CC 10-32

ASC/120/FIN 1



TOP

## LOC/BREAK-UP

### BEFORE 'GO AT THROTTLEUP'

- GREEN APPLE  
LOCK INERTIA REEL
- JETTISON HATCH
- BAILOUT
- PULL RIP CORD

### 'GO AT THROTTLEUP' TO SRB SEP

- GREEN APPLE  
LOCK INERTIA REEL
- VENT
- 'G' SPIKE
- JETTISON HATCH
- √ ALT/SUIT
- BAILOUT (BELOW 40 K)
- PULL RIP CORD

### AFTER SRB SEP

- √ TABS/VISOR/GREEN APPLE  
LOCK INERTIA REEL
- GO TO MIDDECK
- VENT
- 'G' SPIKE
- JETTISON HATCH
- √ ALT/SUIT
- BAILOUT (BELOW 40 K)
- PULL RIP CORD

ASC-21a/AD

NOTE: This crew kneeboard card is optional and has no back facing

(reduced copy)

FAB USE ONLY

CC 10-33

ASC/120/FIN

FAB USE ONLY

CC 10-34

ASC/120/FIN 1

(reduced copy)

HOOK  
VELCRO

## EMERGENCY EGRESS

TOP

NOTE  
'LOSS OF COMM TROUBLESHOOTING'  
ON REVERSE SIDE

HOOK  
VELCRO

### PRELAUNCH MODE 1

TABS – RELEASE  
VISOR – CLOSE / LOCK  
SUIT O2 – ON  
GREEN APPLE – PULL  
KNEEBOARDS – REMOVE  
COOLING – DISCONNECT  
SEAT RESTRAINT – RELEASE  
PARACHUTE (four) – RELEASE  
COMM – DISCONNECT  
SUIT O2 – DISCONNECT  
EGRESS SEAT  
HATCH – OPEN MANUALLY  
SLIDEWIRE BASKETS

### BAILOUT MODE 8

REPORT POSITION  
 $\sqrt{\text{MACH}} < 1.0$   
P,R/Y – CSS  
OPS 305/603 PRO (if reqd)  
SB – AUTO; BF – AUTO  
FLY 185-195 KEAS,  $\Phi = 0^\circ$   
ABORT MODE – ATO  
ABORT PBI – PUSH  
P,R/Y – AUTO  
FLT CNTLR PWR (two) – OFF  
~50K FT  
TABS – RELEASE  
VISOR – CLOSE / LOCK  
SUIT O2 – ON  
GREEN APPLE – PULL

ASC-25a/A,E/G

HINGE

FAB USE ONLY

CC 10-35

ASC/120/FIN 1

(reduced copy)

TOP, HINGED AT BOTTOM OF 'EMERGENCY EGRESS'  
HINGE

**POST LANDING  
MODE 5**

**TABS – RELEASE  
VISOR – CLOSE / LOCK  
SUIT O2 – ON  
GREEN APPLE – PULL  
KNEEBOARDS – REMOVE  
COOLING – DISCONNECT  
SEAT RESTRAINT – RELEASE  
PARACHUTE (four) – RELEASE  
COMM – DISCONNECT  
(G-SUIT CLIP – PULL)  
SUIT O2 – DISCONNECT  
PLT – EMER PWR DOWN  
EGRESS SEAT  
SLIDE/ESCAPE PANEL**

**~40K FT**

**MS3 – VENT CABIN  
CDR,PLT SEATS – LOWER  
KNEEBOARDS – REMOVE  
COOLING – DISCONNECT  
SEAT RESTRAINT – RELEASE  
D-RING – UNCOVER**

**~30K FT**

**MS3 – JETTISON HATCH  
COMM – DISCONNECT  
(G-SUIT CLIP – PULL)  
SUIT O2 – DISCONNECT  
EGRESS SEAT  
POLE – DEPLOY  
D-RING – HOOK UP  
BAILOUT**

ASC-25aa/A,E/E

PILE  
VELCRO

**NOTE**  
'SUIT PRESS AND O2, EOS ACTIVATION TROUBLESHOOTING' ON REVERSE SIDE

PILE  
VELCRO

FAB USE ONLY

CC 10-36

ASC/120/FIN 3

(reduced copy)

TOP  
BACK OF 'EMERGENCY EGRESS' HEAD TO TOE

### ACES TROUBLESHOOTING (ASCENT/ENTRY)

#### LOSS OF COMM

If LOSS OF XMIT:

#### NOTE

O2 helmet flow automutes microphones (i.e., inhalation, open or leaking visor, leaking neck dam)

1. √TABS – IN
2. √Helmet pressure visor seal not obstructed
3. √MIC placement
4. √CCU PWR – ON

POWER BUS	ATU
ESS BUS 1BC	R14 CDR
ESS BUS 2CA	R14 PLT
MNA	R14 MS STATION
MNB	R14 MIDDECK
MNC	R14 PS STATION

If LOSS OF RECEIVE:

5. HIU VOL – MAX
6. √All cable connections mated properly:
  - CCA-to-Helmet I/F cable
  - Comm pigtail
  - HIU
  - Comm panel
7. √ATU Config (Flight Deck as applicable):
  - A/G1, A/G2, A/A, ICOM A, ICOM B – T/R
  - MODE – PTT/VOX
  - VOX SENS – 2-4
  - A/G1, A/G2 tw – 9
  - A/A, ICOM A, ICOM B tw – 5

H  
O  
O  
K  
  
V  
E  
L  
C  
R  
O

H  
O  
O  
K  
  
V  
E  
L  
C  
R  
O

H  
O  
O  
K  
  
V  
E  
L  
C  
R  
O

ASC-25b/A,E/D  
H  
O  
O  
K  
  
V  
E  
L  
C  
R  
O

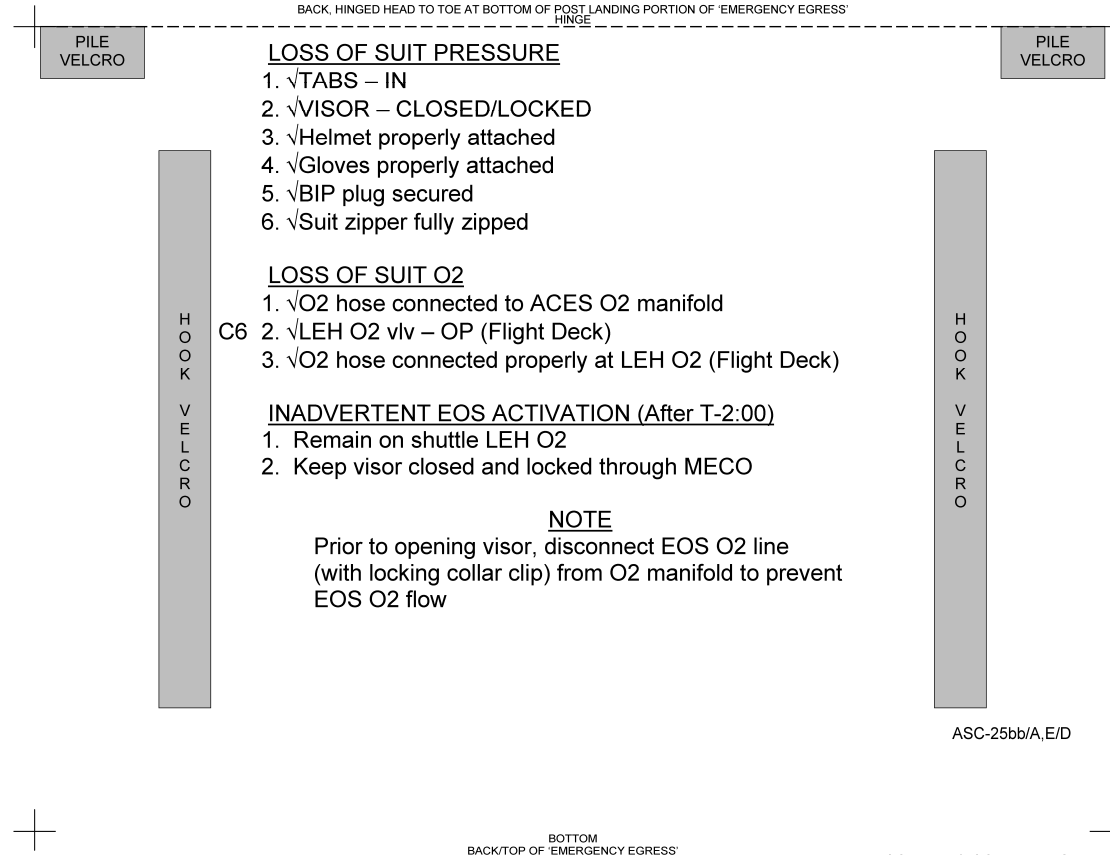
H  
I  
N  
G  
E

FAB USE ONLY

CC10-37

ASC/120/FIN 3

(reduced copy)



FAB USE ONLY

СС 10-38

ASC/120/FIN 1

(reduced copy)

HOOK  
VELCRO

## АВАРИЙНОЕ ПОКИДАНИЕ

ВЕРХ

ПРИМЕЧАНИЕ  
"УСТРАНЕНИЕ НЕИСПРАВНОСТЕЙ ПРИ ПОТЕРЕ СВЯЗИ"  
НА ОБРАТНОЙ СТОРОНЕ

HOOK  
VELCRO

### РЕЖИМ 1 ДО СТАРТА

ЯЗЫЧКИ ШЕЙНОЙ ПРОКЛАДКИ - УБРАТЬ  
ШЛЕМ - ОПУСТИТЬ/ ЗАКРЫТЬ  
СК 02 - ВКЛ  
ЗЕЛЕНый ШАРИК - ПОТЯНУТЬ  
НАКОЛЕННЫЕ ПЛАНШЕТЫ - УБРАТЬ  
СИСТЕМУ ОХЛАЖДЕНИЯ - ОТСОЕДИНИТЬ  
ПРИВЯЗНЫЕ РЕМНИ КРЕСЛА - ОСВОБОДИТЬ  
ПАРАШЮТ (четыре) - ОТСТЕГНУТЬ  
СВЯЗЬ - ОТСОЕДИНИТЬ  
СК 02 - ОТСОЕДИНИТЬ  
ПОКИНУТЬ КРЕСЛО  
ЛЮК – ОТКРЫТЬ ВРУЧНУЮ  
ИСПОЛЬЗОВАТЬ ЛЮЛЬКУ ДЛЯ СПУСКА

### РЕЖИМ 8 АВАРИЙНОЕ ДЕСАНТИРОВАНИЕ

СООБЩИТЬ ПОЛОЖЕНИЕ  
 $\sqrt{\text{ЧИСЛО МАХА}} < 1,0$   
ТАНГАЖ, РЫСКАНИЕ/КРЕН - CSS  
OPS 305/603 PRO (если необходимо)  
А/Д ТОРМОЗ - АВТО; ПОСАД. ЩИТОК - АВТО  
ВЫБРАТЬ СКОРОСТЬ 185-195 KEAS,  $\Phi = 0^\circ$   
ABORT MODE - АТО  
KN ABORT - НАЖАТЬ  
ТАНГАЖ, РЫСКАНИЕ/КРЕН - АВТО  
ТМБ FLT CNTLR PWR (два) - ВЫКЛ  
~50 ТЫСЯЧ ФУТОВ  
ЯЗЫЧКИ ШЕЙНОЙ ПРОКЛАДКИ - УБРАТЬ  
ШЛЕМ - ОПУСТИТЬ/ ЗАКРЫТЬ  
СК 02 - ВКЛ  
ЗЕЛЕНый ШАРИК - ПОТЯНУТЬ

ASC-26a/A,E/E

HINGE



FAB USE ONLY

CC 10-39

ASC/120/FIN 1

(reduced copy)

TOP, HINGED AT BOTTOM OF 'EMERGENCY EGRESS'  
HINGE

**РЕЖИМ 5  
ПОСЛЕ ПОСАДКИ**

ЯЗЫЧКИ ШЕЙНОЙ ПРОКЛАДКИ - УБРАТЬ  
ШЛЕМ - ОПУСТИТЬ/ ЗАКРЫТЬ  
СК O2 - ВКЛ  
ЗЕЛЕНый ШАРИК - ПОТЯНУТЬ  
НАКОЛЕННЫЕ ПЛАНШЕТЫ - УБРАТЬ  
СИСТЕМУ ОХЛАЖДЕНИЯ - ОТСОЕДИНИТЬ  
ПРИВЯЗНЫЕ РЕМНИ КРЕСЛА - ОСВОБОДИТЬ  
ПАРАШЮТ (четыре) - ОТСТЕГНУТЬ  
СВЯЗЬ - ОТСОЕДИНИТЬ  
(СНЯТЬ КОНТРОВКУ С КЛАПАНА ППК)  
СК O2 - ОТСОЕДИНИТЬ  
ПИЛОТ – ЭКСТРЕННО ОТКЛЮЧИТЬ  
ПИТАНИЕ  
ПОКИНУТЬ КРЕСЛО  
ИСПОЛЬЗОВАТЬ СКЛИЗ/ВЫХОДНУЮ  
ПАНЕЛЬ

**~40 ТЫСЯЧ ФУТОВ**

MS3 - СБРОСИТЬ ДАВЛЕНИЕ В КАБИНЕ  
КРЕСЛА КЭ И ПИЛОТА - ВНИЗ  
НАКОЛЕННЫЕ ПЛАНШЕТЫ - УБРАТЬ  
СИСТЕМУ ОХЛАЖДЕНИЯ -  
ОТСОЕДИНИТЬ  
ПРИВЯЗНЫЕ РЕМНИ КРЕСЛА -  
ОСВОБОДИТЬ  
D-ОБРАЗНОЕ КОЛЬЦО - НАЙТИ

**~30 ТЫСЯЧ ФУТОВ**

MS3 - ОТСТРЕЛИТЬ ЛЮК  
СВЯЗЬ - ОТСОЕДИНИТЬ  
(СНЯТЬ КОНТРОВКУ С КЛАПАНА ППК)  
СК O2 - ОТСОЕДИНИТЬ  
ПОКИНУТЬ КРЕСЛО  
РАЗЛОЖИТЬ НАПРАВЛЯЮЩУЮ ШТАНГУ  
D-ОБРАЗНОЕ КОЛЬЦО - ПРИСТЕГНУТЬ  
ПОКИНУТЬ КОРАБЛЬ

ASC-26aa/A, E/D

PILE  
VELCRO

ПРИМЕЧАНИЕ  
\*УСТРАНЕНИЕ НЕИСПРАВНОСТЕЙ ПРИ ПОТЕРЕ ДАВЛЕНИЯ В СК, ПОДАЧЕ O2 И ВКЛЮЧЕНИИ СИСТЕМЫ EOS\*  
НА ОБРАТНОЙ СТОРОНЕ

PILE  
VELCRO

### УСТРАНЕНИЕ НЕИСПРАВНОСТЕЙ СК ACES (ВЫВЕДЕНИЕ/СПУСК)

#### ПОТЕРЯ СВЯЗИ

ЕСЛИ ПОТЕРЯ СВЯЗИ В РЕЖИМЕ ПЕРЕДАЧИ:

#### ПРИМЕЧАНИЕ

Поток O2 в шлеме загл микрофоны (т.е. дыхание, откр или негерм смотр щиток, негерм шейная прокладка)

1. ✓Язычки шейной прокладки – IN (убраны)
2. ✓Гермоуплотнение смотр щитка шлема - свободно
3. ✓Размещение микрофона
4. ✓ПИТАНИЕ ССУ – ON (Вкл)

ШИНА ПИТАНИЯ	БЛОК ATU
ESS BUS 1BC	R14 CDR
ESS BUS 2CA	R14 PLT
MNA	R14 MS STATION
MNB	R14 MIDDECK
MNC	R14 PS STATION

ЕСЛИ ПОТЕРЯ СВЯЗИ В РЕЖИМЕ ПРИЕМА:

5. HIU VOL – MAX (Громкость на HIU - максимум)
6. ✓Все кабели пристыкованы правильно:  
Интерфейсный кабель CCA-to-Helmet  
Короткий конец кабеля связи  
HIU (Устройство сопряжения с гарнитурой)  
Пульт связи
7. ✓Конфигурация ATU (Полетная палуба, как предписано):  
A/G1, A/G2, A/A, ICOM A, ICOM B – T/R (ПРД/ПРМ)  
MODE – PTT/VOX  
VOX SENS – 2-4  
A/G1, A/G2 диск перекул – 9  
A/A, ICOM A, ICOM B диск перекул – 5

HOOK  
VELCRO

HOOK  
VELCRO

HOOK  
VELCRO

ASC-26b/A,E/D

HOOK  
VELCRO

HINGE

FAB USE ONLY

CC 10-40

ASC/120/FIN 3

(reduced copy)

FAB USE ONLY

CC 10-41

ASC/120/FIN 3

(reduced copy)

BACK, HINGED HEAD TO TOE AT BOTTOM OF POST LANDING PORTION OF 'EMERGENCY EGRESS'  
HINGE

PILE  
VELCRO

PILE  
VELCRO

#### ПОТЕРЯ ДАВЛЕНИЯ В СК

1. ✓ Язычки шейной прокладки – IN (убраны)
2. ✓ СМОТР ЩИТОК – ОПУСТИТЬ/ЗАКРЫТЬ
3. ✓ Шлем подстыкован правильно
4. ✓ Перчатки подстыкованы правильно
5. ✓ Вилка питания аппаратуры VIP - закреплена
6. ✓ Замок-молния СК - застегнута до конца

#### ПОТЕРЯ ПОДАЧИ O2 В СК

1. ✓ Шланг O2 подстыкован к магистрали O2 СК ACES
2. ✓ кп LEH O2 – OP (Откр) (Полетная палуба)
3. ✓ Шланг O2 подстыкован правильно на LEH O2 (Полетная палуба)

#### НЕПРЕДНАМЕРЕННОЕ ВКЛЮЧЕНИЕ СИСТЕМЫ EOS

(Через T-2:00)

1. Остаться на LEH O2 Шаттла
2. Держать смотр щиток опущенным и закрытым, включая этап МЕСО

#### ПРИМЕЧАНИЕ


Перед открытием смотр щитка, отсоединить линию O2 системы EOS (контровка) от магистрали O2 с целью предотвращения потока O2 из EOS

HOOK  
VELCRO


HOOK  
VELCRO

ASC-26bb/A,E/D

НИЗ  
ОБРАТНАЯ СТОРОНА/ВЕРХ КАРТОЧКИ 'АВАРИЙНОЕ ПОКИДАНИЕ'



This Page Intentionally Blank



FAB USE ONLY

10-42

ASC/120/FIN



Space Shuttle Program  
FLIGHT DATA FILE

JSC-48005-120  
FINAL



# ASCENT CHECKLIST

STS  
**120**

Flight Cover (trim bottom to expose tabs)