

# Ascent Checklist

## STS-130

---

**Mission Operations Directorate  
Flight Design and Dynamics Division**

**Final  
July 31, 2009**

National Aeronautics and  
Space Administration

**Lyndon B. Johnson Space Center**  
Houston, Texas





ASCENT C/L STS-130	FINAL (July 31, 2009)
--------------------	-----------------------

PCN-2 (Jan 14, 2010) Sheet 1 of 1

List of Implemented Change Requests (482s):

ASC-01914B

Incorporate the following:

- 1. Replace v thru viii
- 2. Replace 9-1 & 9-2, 9-23 & 9-24

Prepared by: Allison McCagg  
Book Manager

Joseph Jones of 1-6-10  
Lead Ascent GPO

Approved by: Barbara A. Conte  
Chief, Ascent/Descent Dynamics Branch

Randall J. Barickholz  
VITO Lead

Encl: 8 pages

**File this PCN immediately behind the front cover as a permanent record**



ASCENT C/L STS-130

FINAL (July 31, 2009)

## PCN-1 (Dec 11, 2009) Sheet 1 of 1

List of Implemented Change Requests (482s):

ASC-01903A  
ASC-01910  
ASC-01911  
ASC-01912

Incorporate the following:

1. Replace v thru viii
2. Replace 1-5 & 1-6, 1-11 & 1-12
3. Replace FB 2-5 & FB 2-6
4. Replace 9-1 & 9-2  
After 9-2, add 9-3 thru 9-28

Prepared by:

Allison McCagg Book Manager 12/10/09 Joe Jones Lead Ascent GPO 12/10/09 JP

Approved by:

Barbara A. Pinto Chief, Ascent/Descent Dynamics Branch 12/12/09 Stephen Keffer VITO Lead

Encl: 38 pages

**File this PCN immediately behind the front cover as a permanent record**




MISSION OPERATIONS DIRECTORATE


**ASCENT CHECKLIST  
STS-130**


FINAL  
July 31, 2009

PREPARED BY:

  
Allison R. McCagg  
Book Manager

APPROVED BY:

  
Joe H. Jones *CP.*  
Lead Ascent GPO

  
Joseph H. Cavallaro  
Chief, Ascent/Descent Dynamics Branch

This document is under the configuration control of the Crew Procedures Control Board (CPCB). All proposed changes must be submitted via Change Request Workflow (CRW) to DO3/FDF Manager.

Additional distribution of this book, for official use only, may be requested in writing to DO3/PMO Administrator. The request must include justification and requester's name, organization, position, and phone number. Contractor requests are made through the NASA or DOD organization supported. Deletions, reduction in quantity, or change of address may be submitted to DO3/FDF Management Office, 281-244-1184.

ASC/130/FIN

Incorporates the following:
482#: None – Establishes baseline

AREAS OF TECHNICAL RESPONSIBILITY

Book Manager	DM4/A. McCagg	281-483-7752
Switch List	CA4/S. Kieffer	281-244-8333
Entry	DM4/M. Trump	281-483-8029



## NOTES

1. The STS-130 trajectory data in this checklist is based on the STS-130 One Cycle to Flight load and the Feb environment.
2. The Handover/Ingress Switch List gives the vehicle configuration at LCC/MCC handover (SRB Ignition) and flight crew ingress (T-3:00). If there is a switch position difference between ingress and handover, the ingress position will be boxed beside the handover position.
3. The time reference used in the Prelaunch procedures is the T- (Time to Launch) that LCC uses. This time does not reflect planned holds. The second time referenced in parentheses reflects the planned holds. The mission elapsed time (MET) has MET = 0 at SRB ignition.
4. Normal Flight Procedures are for liftoff through the OMS 2 burn.
5. The Abort to Orbit (ATO) procedures and the Backup Flight System (BFS) procedures are integrated into the appropriate parts of this checklist.
6. AOA procedures terminate with ENTRY MANEUVERS Cue Cards.
7. Ascent Flip Book for the CDR and PLT will be fabricated from the FB pages in section 2.
8. Ascent related cue cards are contained in this document. The cue cards are listed in the Ascent Cue Card section. Some cards are printed in the body of the checklist for MS use and also in the Cue Card Config section for reference of crop marks and 30 fabrication instructions.
9. Mission STS-130 is flown with vehicle OV105.



This Page Intentionally Blank



ASCENT CHECKLIST  
STS-130

**LIST OF EFFECTIVE PAGES**

FINAL 07/31/09  
PCN-1 12/11/09  
PCN-2 01/14/10

Sign Off .....	* 130/FIN	FB 2-7 .....	130/FIN
ii.....	* 130/FIN	FB 2-8.....	130/FIN
iii.....	* 130/FIN	FB 2-9.....	130/FIN
iv.....	* 130/FIN	FB 2-10.....	130/FIN
v.....	* 130/FIN 2	FB 2-11.....	130/FIN
vi.....	* 130/FIN 2	FB 2-12.....	<input checked="" type="checkbox"/> 130/FIN
vii.....	* 130/FIN 2	FB 2-13.....	130/FIN
viii.....	* 130/FIN	FB 2-14.....	<input checked="" type="checkbox"/> 130/FIN
ix.....	* 130/FIN	FB 2-15.....	130/FIN
x.....	* 130/FIN	FB 2-16.....	130/FIN
xi.....	130/FIN	FB 2-17.....	130/FIN
xii.....	130/FIN	FB 2-18.....	130/FIN
1-1.....	130/FIN	FB 2-19.....	130/FIN
1-2.....	130/FIN	FB 2-20.....	130/FIN
1-3.....	130/FIN	FB 2-21.....	130/FIN
1-4.....	130/FIN	FB 2-22.....	130/FIN
1-5.....	130/FIN 1	FB 2-23.....	130/FIN
1-6.....	130/FIN	FB 2-24.....	130/FIN
1-7.....	130/FIN	FB 2-25.....	130/FIN
1-8.....	130/FIN	FB 2-26.....	130/FIN
1-9.....	130/FIN	2-27.....	130/FIN
1-10.....	<input checked="" type="checkbox"/> 130/FIN	2-28.....	130/FIN
1-11.....	130/FIN 1	2-29.....	130/FIN
1-12.....	130/FIN	2-30.....	130/FIN
1-13.....	130/FIN	2-31.....	130/FIN
1-14.....	130/FIN	2-32.....	130/FIN
2-1.....	130/FIN	2-33.....	130/FIN
FB 2-2.....	130/FIN	2-34.....	130/FIN
FB 2-3.....	130/FIN	2-35.....	* 130/FIN
FB 2-4.....	130/FIN	2-36.....	* 130/FIN
FB 2-5.....	130/FIN	2-37.....	* 130/FIN
FB 2-6.....	130/FIN 1	2-38.....	* 130/FIN

\* – Omit from flight book

– Prelift-off information required

2-39.....	*	130/FIN	6-17.....	130/FIN
2-40.....	*	130/FIN	6-18.....	130/FIN
2-41.....	*	130/FIN	6-19.....	130/FIN
2-42.....	*	130/FIN	6-20.....	130/FIN
2-43.....	*	130/FIN	6-21.....	130/FIN
2-44.....	*	130/FIN	6-22.....	130/FIN
2-45.....	*	130/FIN	6-23.....	130/FIN
2-46.....	*	130/FIN	6-24.....	130/FIN
3-1.....		130/FIN	6-25.....	130/FIN
3-2.....		130/FIN	6-26.....	130/FIN
3-3.....		130/FIN	6-27.....	130/FIN
3-4.....		130/FIN	6-28.....	130/FIN
3-5.....		130/FIN	6-29.....	130/FIN
3-6.....		130/FIN	6-30.....	130/FIN
3-7.....		130/FIN	6-31.....	130/FIN
3-8.....		130/FIN	6-32.....	130/FIN
4-1.....		130/FIN	6-33.....	130/FIN
4-2.....		130/FIN	6-34.....	130/FIN
4-3.....		130/FIN	6-35.....	130/FIN
4-4.....		130/FIN	6-36.....	130/FIN
5-1.....		130/FIN	6-37.....	130/FIN
5-2.....		130/FIN	6-38.....	130/FIN
5-3.....		130/FIN	6-39.....	130/FIN
5-4.....		130/FIN	6-40.....	130/FIN
6-1.....		130/FIN	7-1.....	130/FIN
6-2.....		130/FIN	7-2.....	130/FIN
6-3.....		130/FIN	7-3.....	130/FIN
6-4.....		130/FIN	7-4.....	130/FIN
6-5.....		130/FIN	7-5.....	130/FIN
6-6.....		130/FIN	7-6.....	130/FIN
6-7.....		130/FIN	7-7.....	130/FIN
6-8.....		130/FIN	7-8.....	130/FIN
6-9.....		130/FIN	7-9.....	130/FIN
6-10.....		130/FIN	7-10.....	130/FIN
6-11.....		130/FIN	8-1.....	130/FIN
6-12.....		130/FIN	8-2.....	130/FIN
6-13.....		130/FIN	8-3.....	☒ 130/FIN
6-14.....		130/FIN	8-4.....	☒ 130/FIN
6-15.....		130/FIN	8-5.....	☒ 130/FIN
6-16.....		130/FIN	8-6.....	☒ 130/FIN

\* – Omit from flight book

☒ – Prelift-off information required

8-7.....	☒	130/FIN	CC 10-7 .....	*	130/FIN
8-8.....		130/FIN	CC 10-8 .....	*	130/FIN
9-1.....	*	130/FIN 1	CC 10-9 .....	*	130/FIN
9-2.....	*	130/FIN 2	CC 10-10 .....	*	130/FIN
9-3.....	*	130/FIN 1	CC 10-11 .....	*	130/FIN
9-4.....	*	130/FIN 1	CC 10-12 .....	*	130/FIN
9-5.....	*	130/FIN 1	CC 10-13 .....	*	130/FIN
9-6.....	*	130/FIN 1	CC 10-14 .....	*	130/FIN
9-7.....	*	130/FIN 1	CC 10-15 .....	*	130/FIN
9-8.....	*	130/FIN 1	CC 10-16 .....	*	130/FIN
9-9.....	*	130/FIN 1	CC 10-17 .....	*	130/FIN
9-10.....	*	130/FIN 1	CC 10-18 .....	*	130/FIN
9-11.....	*	130/FIN 1	CC 10-19 .....	*	130/FIN
9-12.....	*	130/FIN 1	CC 10-20 .....	*	130/FIN
9-13.....	*	130/FIN 1	CC 10-21 .....	*	130/FIN
9-14.....	*	130/FIN 1	CC 10-22 .....	*	130/FIN
9-15.....	*	130/FIN 1	CC 10-23 .....	*	130/FIN
9-16.....	*	130/FIN 1	CC 10-24 .....	*	130/FIN
9-17.....	*	130/FIN 1	CC 10-25 .....	*	130/FIN
9-18.....	*	130/FIN 1	CC 10-26 .....	*	130/FIN
9-19.....	*	130/FIN 1	CC 10-27 .....	*	130/FIN
9-20.....	*	130/FIN 1	CC 10-28 .....	*	130/FIN
9-21.....	*	130/FIN 1	CC 10-29 .....	*	130/FIN
9-22.....	*	130/FIN 1	CC 10-30 .....	*	130/FIN
9-23.....	*	130/FIN 2	CC 10-31 .....	*	130/FIN
9-24.....	*	130/FIN 2	CC 10-32 .....	*	130/FIN
9-25.....	*	130/FIN 1	CC 10-33 .....	*	130/FIN
9-26.....	*	130/FIN 1	CC 10-34 .....	*	130/FIN
9-27.....	*	130/FIN 1	CC 10-35 .....	*	130/FIN
9-28.....	*	130/FIN 1	CC 10-36 .....	*	130/FIN
10-1.....	*	130/FIN	CC 10-37 .....	*	130/FIN
CC 10-2.....	*	130/FIN	CC 10-38 .....	*	130/FIN
CC 10-3.....	*	130/FIN	CC 10-39 .....	*	130/FIN
CC 10-4.....	*	130/FIN	CC 10-40 .....	*	130/FIN
(A)CC 10-5....	*	130/FIN	CC 10-41 .....	*	130/FIN
(A)CC 10-6....	*	130/FIN	10-42.....	*	130/FIN
(B)CC 10-5....	*	130/FIN			
(B)CC 10-6....	*	130/FIN			
(C)CC 10-5....	*	130/FIN			
(C)CC 10-6....	*	130/FIN			

☒ – Prelift-off information required

\* – Omit from flight book

## ASCENT CUE CARDS

<u>Title</u>	<u>Ref. Page</u>	<u>Card No.</u>
ADI ERROR/RATE SWITCH		
ASCENT (Front).....	CC 10-2	ASC-1a/A,E/H
ENTRY (Back).....	CC 10-2	ASC-1b/A,E/E
ASCENT/ENTRY SPEC		
(Front).....	CC 10-3	ASC-2a/A,E/E
(Back).....	CC 10-3	ASC-2b/A,E/D
SPEED BRAKE CMD		
(Front).....	CC 10-4	ASC-3a/A,E/E
(Back).....	CC 10-4	ASC-3b/A,E/D
CONTINGENCY ABORT		
CDR (Front).....	(A)CC 10-5	ASC-30a/130/A/A
RTLS CONTINGENCY		
CDR (Back).....	(A)CC 10-6	ASC-30b/130/A/A
CONTINGENCY ABORT		
PLT (Front).....	(B)CC 10-5	ASC-31a/130/A/A
RTLS CONTINGENCY		
PLT (Back).....	(B)CC 10-6	ASC-31b/130/A/A
CONTINGENCY ABORT		
MS (Front).....	(C)CC 10-5	ASC-32a/130/A/A
RTLS CONTINGENCY		
MS (Back).....	(C)CC 10-6	ASC-32b/130/A/A
OMS 2 BURN MONITOR (Front)..	CC 10-7	ASC-5a/130/A,O/A
OMS FAILURES (Back).....	CC 10-8	ASC-5b/A,O,E/I
OMS 2/ORBIT OMS BURNS		
(Front).....	CC 10-9	ASC-6a/130/A,O/A
OPS 1 RCS BURN (Back).....	CC 10-10	ASC-6b/130/A,O/A
ASCENT ADI – NOMINAL		
(Front).....	CC 10-11	ASC-14a/130/A/A
ENTRY ALPHA – KSC 15		
(Back).....	CC 10-11	ASC-14b/130/A,E/A
AOA DEORBIT BURN (2 ENG)		
(Top/Front).....	CC 10-12	ASC-8a/A/E
(Bottom/Front).....	CC 10-13	ASC-8aa/130/A/A
AOA DEORBIT BURN (1 ENG)		
(Top/Back).....	CC 10-14	ASC-8b/A/B
(Bottom/Back).....	CC 10-15	ASC-8bb/130/A/A
AOA DEORBIT BURN (RCS)		
(Top/Front).....	CC 10-16	ASC-7a/A/B
(Bottom/Front).....	CC 10-17	ASC-7aa/130/A/A
(Top/Back).....	CC 10-18	ASC-7b/A/B
(Bottom/Back).....	CC 10-19	ASC-7bb/A/B

ZZA TAL REDESIGNATION		
(Front).....	CC 10-20	ASC-9a/130/A/A
ECAL – ZZA or MRN or FMI PRIME TAL		
(Back).....	CC 10-21	ASC-9b/130/A/A
MRN TAL REDESIGNATION		
(Front).....	CC 10-22	ASC-10a/130/A/A
ECAL – ZZA or MRN or FMI PRIME TAL		
(Back).....	CC 10-23	ASC-10b/130/A/A
FMI TAL REDESIGNATION		
(Front).....	CC 10-24	ASC-12a/130/A/A
ECAL – ZZA or MRN or FMI PRIME TAL		
(Back).....	CC 10-25	ASC-12b/130/A/A
ASCENT/ABORT SUMMARY		
(Front).....	CC 10-26	ASC-11a/130/A/A
(Back).....	CC 10-26	ASC-11b/A/C
EMERGENCY EGRESS		
(Front).....	CC 10-27	ASC-15a/A,E/I
ACES TROUBLESHOOTING		
(ASCENT/ENTRY) (Back) .....	CC 10-28	ASC-15b/A,E/F
ESCAPE PANEL EGRESS		
(Front).....	CC 10-29	ASC-16a/A,E/D
(Back).....	CC 10-29	ASC-16b/A,E/C
GPC/FCS CHANNEL CONFIG		
(Front).....	CC 10-30	ASC-17a/A,O,E/B
(Back).....	CC 10-30	ASC-17b/A,O,E/B
PANEL R14 – OV105 ONLY		
(Front).....	CC 10-31	ASC-19a/A,O,E/D
(Back).....	CC 10-32	ASC-19b/A,O,E/C
LOC/BREAK-UP.....	CC 10-33	ASC-21a/A/D
EMERGENCY EGRESS (OVERSIZED)		
(Top/Front) .....	CC 10-34	ASC-25a/A,E/G
(Bottom/Front) .....	CC 10-35	ASC-25aa/A,E/E
(Top/Back).....	CC 10-36	ASC-25b/A,E/D
(Bottom/Back).....	CC 10-37	ASC-25bb/A,E/D
EMERGENCY EGRESS (RUSSIAN)		
(Top/Front) .....	CC 10-38	ASC-26a/A,E/E
(Bottom/Front) .....	CC 10-39	ASC-26aa/A,E/D
(Top/Back).....	CC 10-40	ASC-26b/A,E/D
(Bottom/Back).....	CC 10-41	ASC-26bb/A,E/D

PLT & CDR Ascent

<u>Flip Book</u> .....	FB 2-2 thru FB 2-26
------------------------	---------------------



This Page Intentionally Blank





<u>CONTENTS</u>	<u>PAGE</u>
PRELAUNCH PROCEDURES.....	1-1
ASCENT PROCEDURES (FLIP BOOK).....	2-1
RTL CDR (CIL) .....	FB 2-12
TAL CDR (CIL) .....	FB 2-14
ASCENT/ENTRY CUE CARDS .....	2-27
ABORT CUE CARDS.....	2-35
POST OMS 1 BURN PROCEDURES.....	3-1
OMS 2 BURN CARDS .....	4-1
POST OMS 2 BURN PROCEDURES.....	5-1
AOA PADS.....	6-1
AOA PROCEDURES .....	6-7
AOA DEORBIT BURN AND DEORBIT BURN MONITOR CARDS .....	6-17
AOA POST DEORBIT BURN.....	6-27
OMS/RCS POST BURN RECONFIG (CIL).....	6-28
OMS FAILURE .....	6-37
OMS/RCS $\Delta V$ .....	6-39
OMS TARGETS, COMM COVERAGE, LAND SITES .....	7-1
WEATHER PADS .....	8-1
SWITCH LIST .....	9-1
CUE CARD CONFIG .....	10-1




This Page Intentionally Blank





PRELAUNCH PROCEDURES



## PRELAUNCH PROCEDURES

### ABORT/RECYCLE PROCEDURES

#### NOTE

These recycle procedures will be used inside T-5 min

OTC (or NTD) will call for BFS Safing, SRB Safing, APU Shutdn, Heater Reconfig (Aerosurface positioning complete), MPS He Reconfig, OMS/RCS Reconfig, RCS Driver and OMS Safing, and Main Bus Switch Safing as reqd

#### C **BFS SAFING (On NTD call)**

O6 GPC MODE 5 – HALT  
Report BFS Safing complete

#### MS1 **SRB SAFING (On NTD call – if reqd)**

O17 MEC 1 – OFF  
. . . Wait 2 sec, then . . .  
MEC 2 – OFF  
Report SRB Safing complete

#### P **APU SHUTDN (On OTC call)**

R2 APU OPER (three) – OFF  
FU TK VLV (three) – CL  
√Shutdn (HYD PRESS < 200)  
CNTLR PWR (three) – OFF  
HYD CIRC PUMP (three) – GPC  
  
Report APU SHUTDN complete

#### C **HEATER RECONFIG (On OTC call)**

L2 FLASH EVAP FDLN HTR (two) – 2  
  
Report Heater Reconfig complete

NOTE

Numerous non-time-critical steps  
for recycle will be individually  
called by OTC

**P MPS He RECONFIG (On OTC call)**

R2 MPS He ISOL A,B (six) – GPC  
PNEU He ISOL – GPC

Report MPS He Reconfig complete

**P OMS/RCS RECONFIG (On OTC call)**

O8 L,R OMS  
√TK ISOL (four) – GPC (tb-OP)  
√XFEED (four) – GPC (tb-CL)  
FWD RCS  
He PRESS (two) – GPC (tb-OP)  
√TK ISOL (two) – GPC (tb-OP)  
√MANF ISOL 1,2,3,4,5 (five) – GPC  
(tb-OP)

O7 AFT L,R RCS  
He PRESS (four) – GPC (tb-OP)  
√TK ISOL (six) – GPC (tb-OP)  
√MANF ISOL 1,2,3,4,5 (ten) – GPC  
(tb-OP)

Report OMS/RCS Reconfig complete

C, **RCS DRIVER AND OMS SAFING**  
MS2 **(On OTC call)**

MS2 O14:F RJD DRIVER (three) – OFF  
          LOGIC (three) – OFF  
          L OMS ENG VLV – OFF  
O15:F RJD DRIVER (two) – OFF  
          LOGIC (two) – OFF  
O16:F RJD DRIVER (four) – OFF  
          LOGIC (three) – OFF  
          R OMS ENG VLV – OFF

C C3 OMS ENG (two) – OFF

Report RCS Driver and OMS Safing  
complete

MS2 **MAIN BUS SWITCH SAFING (On OTC call)**

O13:A cb ESS 1BC MNA CONTR – op  
      :C           2CA MNB CONTR – op  
      :E           3AB MNC CONTR – op  
O14:B MNA MNC CONTR – op  
O15:B MNB MNA CONTR – op  
O16:B MNC MNB CONTR – op

Report Main Bus Switch Safing complete

1: GNC GPC MEMORY	2: GNC 104 GND IMU CNTL/MON
3: GNC GPC MEMORY	

-3:00:00  
(Hold)

### PRE-INGRESS SW RECONFIG

ASP configures OI PCMMU PWR – 1\*\*\* (C3).  
 ESS BUS SOURCE FC (three) – ON, AC BUS  
 SNSR (three) – OFF (1 sec) then AUTO TRIP  
 (R1), cb APU FU TK VLV ENA (six) – cl (R2).  
 OTC will call: (~2 min) ESS BUS SOURCE FC  
 (three) – OFF, AC BUS SNSR (three) – OFF  
 (1 sec) then MON (R1), cb ESS MN CONTR  
 (three) – cl (O13), cb MN CONTR (three) – cl  
 (O14,O15,O16), cb AC1 H2O LOOP PUMP 1 A/2  
 (three) – op (L4)

### PAYLOAD ACTIVATION

A6U PL RETEN PL SEL – 1

### NAVAIDS ACTIVATION

O8 MLS CH pb/tw (three) – 6  
 RADAR ALTM (two) – ON

If OV105:

O7 √GPS PRE AMPL UPPER (three) – ON  
 LOWER (three) – ON  
 √PWR (three) – ON  
 √ENCRYPT (three) – NORM

-2:25:00 A  
(-3:15:00)

### INGRESS ORBITER & SEATS

During seat ingress COMM  
 PWR – ON (L5,R6)  
 CCU PWR – ON (A11,A15,MO39M)

O5,O9, AUD VOX SENS (as needed) – adj as reqd  
 R10,L9, Contact LCC (OTC & NTD) and MCC on  
 MO42F A/G 1

1: GNC GPC MEMORY	2: GNC 104 GND IMU CNTL/MON
3: GNC GPC MEMORY	

Install ASC Flip Cards  
 ✓ Cue Card positions

-2:10:00  
 (-3:00:00)

**POST INGRESS SW RECONFIG**

ASP turns on RCS 1,2,3,4  
 DRIVERS (eight) (O14,O15,O16),  
 OMS ENG VLV (two) (O14,O16),  
 GPC OUTPUT 5 – B/U (O6)

NOTE

ASP doing C/W VOL adjust,  
 expect MA

-1:57:00  
 (-2:47:00)

**(IDP Equivalent)**

NOTE

IMU preflight align begins

-1:35:00 A  
 (-2:25:00)

**LCC ASTRO COMM CHECK**

LCC will contact all crew on A/G 1,  
 A/G 2, ICOM A, ICOM B then A/A

**A MCC A/G VOICE CHECK**

**B** A/G 1 Voice Check  
 O5,O9 L,R AUD A/G 2 (two) – OFF  
 A/A (two) – OFF  
 Voice check with MCC

A/G 2 Voice Check  
 L,R AUD A/G 2 (two) – T/R  
 1 (two) – OFF  
 Voice check with MCC

A/A Voice Check  
 L,R AUD A/A (two) – T/R  
 A/G 2 (two) – OFF  
 Voice check with MCC





1: GNC GPC MEMORY    2: GNC 104 GND IMU CNTL/MON

3: GNC GPC MEMORY

-32:00 C  
(-1:22:00)

**PASS/BFS TRANSFER PREP**

O6    √GPC MODE 5 – STBY (tb-RUN)  
C3    √BFC CRT SEL: 3+1  
          DISP – ON

3: GNC BFS MEMORY

CRT3 PASS/BFS XFER ENA – ITEM 25 EXEC  
      √ITEM 25 (\*)

NOTE

    \*\* blanks when transfer is complete  
    (~10 min)

-30:00 C  
(-1:20:00)

**OMS GN2 PRESS**

C3    OMS ENG (two) – ARM/PRESS

P    **WSB GN2 SUPPLY ACTIVATION**

R2    BLR N2 SPLY (three) – ON

-25:00 A  
(-1:15:00)

**A/G VOICE CHECK**

SIMO VOICE CHECK (LAUNCH CONFIG)

Voice check with MCC

Update Abort Winds Pad, ASC Flip Book,  
and ALTM, 1-10 (if reqd)

NOTE

    Cabin Press Reporting and vent vlv  
    closure may occur earlier or later at  
    LCC direction

-22:00 C  
(-1:12:00)

**REPORT CABIN PRESS**

3: BFS, SM SYS SUMM 1

CRT3,O1 Report cabin pressure (two) to OTC

3: BFS, GNC BFS MEMORY

C    **CLOSE VENT VLVS**

L2    CAB VENT ISOL – CL (tb-CL)  
          VENT        – CL (tb-CL)

1: GNC GPC MEMORY	2: GNC 104 GND IMU CNTL/MON
3: BFS, GNC BFS MEMORY	

NOTE

At T-20 there will be a planned  
10-min hold

TRAJECTORY UPDATE

√MCC for max rates and trajectory  
config, 8-7

-20:00  
(-1:00:00)

**OPS 1 LOAD (IDP Equivalent)**

1: GNC LAUNCH TRAJ	2: GNC LAUNCH TRAJ
1: GNC 0 GPC MEMORY	
1: GNC FAULT	

Report faults other than from unpwr  
equipment

CRT1 GNC, SPEC 99 PRO

-18:30 C  
(-58:30)

**BFS TO OPS 1**

3: BFS, GNC FAULT
-------------------

CRT3 GNC, SPEC 99 PRO  
O6 GPC MODE 5 – RUN (tb-RUN)

CRT3 GNC, OPS 101 PRO

3: BFS, GNC LAUNCH TRAJ
3: BFS, GNC FAULT

Report faults other than from unpwr  
equipment

CRT3 GNC, SPEC 99 PRO

1: GNC FAULT	2: GNC LAUNCH TRAJ
--------------	--------------------

3: BFS, GNC FAULT
-------------------

2: GNC 50 HORIZ SIT
---------------------

3: BFS, GNC 50 HORIZ SIT
--------------------------

-17:00 P **HORIZ SIT CONFIG**  
 (-57:00)

ALTM – ITEM 9 + 

		.		
--	--	---	--	--

	<u>PASS ITEM</u>		<u>BFS ITEM</u>	
PTI	INH	√1		
TAL SITE (MCC)	3(4,29)	√40	3(4,29)	√40
RTLS SITE	1	√41	1	√41
PRI (MCC)	KSC 15	√3	KSC 15	√3
SEC (MCC)	KSC 33	√4	KSC 33	√4
TAEM TGT				
G&N	OVHD	√6	OVHD	√6
HSI	blank		blank	
XEP	NEP	√7	NEP	√7
AIM	NOM	√8	NOM	√8
	(or CLSE)		(or CLSE)	
NAV				
GPS	INH	√43	INH	√43
DRAG H	AUT	√22	AUT	√22
ADTA H	INH	√26	INH	√26
MLS	AUT	√50		
G&C				
GPS	INH	√48		
ADTA	INH	√29	AUT	√28

1: GNC LAUNCH TRAJ	2: GNC SYS SUMM 1
--------------------	-------------------

3: BFS, GNC SYS SUMM 2
------------------------

**C CONFIG CONT ABORT YAW STEER**

CRT1 √ITEM 5 

E	N	A
---	---	---

1: GNC LAUNCH TRAJ      2: GNC SYS SUMM 1

3: BFS, GNC SYS SUMM 2

-16:00  
(-56:00)

P      **MPS He RECONFIG**

R2      MPS He ISOL A,B (six) – OP  
         PNEU He ISOL – OP

NOTE

At T-9 there will be a planned  
40 min hold

C      **√INTERCOM VOICE**

√Intercom voice with all crewmembers  
prior to entering T-9 hold

**WEATHER UPDATE (if reqd)**

Update Abort winds, RWY and ALTM  
setting

-9:00

(~17:00)

P      **CLEAR HARDWARE C/W MEMORY**

C3      C/W MEM – CLEAR

-9:00

(~15:00)

MS1,MS3

Activate V10 Recorder

-9:00

**'GO FOR LAUNCH' (All)**

C2      EVENT TIMER – START

F7      √TIME ind – counting down

NOTE

GLS starts

-8:00

P      **CONNECT ESS BUSES TO FC (GLS √ @ T-7:24)**

R1      ESS BUS SOURCE FC (three) – ON

-7:30

NOTE

Access arm retract

√ACES gloves

Cinch down shoulder harness and lap belt

1-11

ASC/130/FIN 1

1: GNC LAUNCH TRAJ      2: GNC SYS SUMM 1

3: BFS, GNC SYS SUMM 2

3: BFS, SM SYS SUMM 2

-6:15      P      **APU PRE START (GLS √ @ T-5:25)**

- R2      √BLR N2 SPLY (three)      – ON
- √PWR (three)      – ON
- √CNTLR/HTR (three)      – A
- √HYD CIRC PUMP (three)      – GPC
- √cb APU FU TK VLV ENA (six)      – cl
- √APU FU TK VLV (three)      – CL
- √AUTO SHTDN (three)      – ENA
- √SPEED SEL (three)      – NORM
- √OPER (three)      – OFF
- HYD MN PUMP PRESS (three)      – LO
- APU CNTLR PWR (three)      – ON
- FU TK VLV (three)      – OP
- √APU/HYD RDY tb (three)      – gray

\* If any tb not gray, consult \*  
\* LCC before continuing \*

-5:00      P      **APU START (GLS √ @ T-4:05)**

R2      APU OPER (three) – START/RUN

HYD/ APU
-------------

 √HYD PRESS ind (three) – LO green

R2      √APU/HYD RDY tb (three) – bp  
          HYD MN PUMP PRESS (three) – NORM

HYD/ APU
-------------

 √PRESS ind (three) – HI green

R2      CIRC PUMP (three) – OFF

F7      √PRESS It – off

1: GNC LAUNCH TRAJ      2: GNC SYS SUMM 1  
3: BFS, SM SYS SUMM 2

**C    HTR RECONFIG**

L2      FLASH EVAP FDLN HTR (two) – OFF

NOTE

Motion/Vibration may be felt in crew module due to Main Engine gmb1 profile cks at -3:25 and move to start at -3:10

-2:30    P    **CLEAR C/W MEMORY**

2: GNC FAULT  
3: BFS, GNC FAULT

Verify no unexpected errors  
CRT2, GNC, SPEC 99 PRO  
CRT3

2: GNC SYS SUMM 1  
3: BFS, GNC SYS SUMM 1

C3      C/W MEM – CLEAR

-2:00    A    **SUIT PREP**

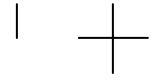
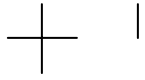
√Tabs/visor – cl/LES O2 – ON



This Page Intentionally Blank

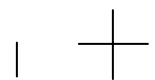
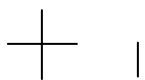




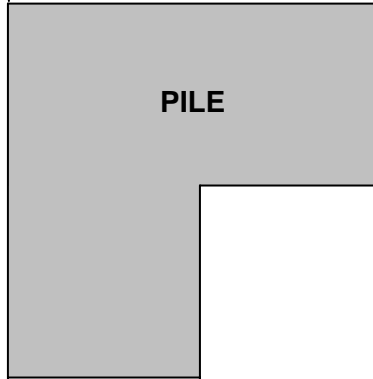


ASCENT PROCEDURES  
(FLIP BOOK)

**BAILOUT  
EGRESS**



TAB TITLE BLANK ON THIS PAGE ONLY  
TOP  
MOUNT ON LEFT SIDE OF BACKBOARD FACING  
'BAILOUT MODE 8'



**ASCENT FLIP BOOK  
(EMERGENCY EGRESS)**

**PRELAUNCH  
MODE 1**

- TABS – RELEASE
- VISOR – CLOSE / LOCK
- SUIT O2 – ON
- GREEN APPLE – PULL
- KNEEBOARDS – REMOVE
- COOLING – DISCONNECT
- SEAT RESTRAINT – RELEASE
- PARACHUTE (four) – RELEASE
- COMM – DISCONNECT
- SUIT O2 – DISCONNECT
- EGRESS SEAT
- HATCH – OPEN MANUALLY
- SLIDEWIRE BASKETS

**POST LANDING  
MODE 5**

- TABS – RELEASE
- VISOR – CLOSE / LOCK
- SUIT O2 – ON
- GREEN APPLE – PULL
- KNEEBOARDS – REMOVE
- COOLING – DISCONNECT
- SEAT RESTRAINT – RELEASE
- PARACHUTE (four) – RELEASE
- COMM – DISCONNECT
- (G-SUIT CLIP – PULL)
- SUIT O2 – DISCONNECT
- PLT – EMER PWR DOWN
- EGRESS SEAT
- SLIDE/ESCAPE PANEL

TOP

HOOK

ASC

**BAILOUT  
MODE 8**

**REPORT POSITION**

**√MACH < 1.0**

**P, R/Y – CSS**

**OPS 305/603 PRO (if reqd)**

**SB – AUTO; BF – AUTO**

**FLY 185-195 KEAS,  $\Phi = 0^\circ$**

**ABORT MODE – ATO**

**ABORT PBI – PUSH**

**P,R/Y – AUTO**

**FLT CNTLR PWR (two) – OFF**

**~50K FT**

**TABS – RELEASE**

**VISOR – CLOSE / LOCK**

**SUIT O2 – ON**

**GREEN APPLE – PULL**

**~40K FT**

**MS3 – VENT CABIN**

**CDR,PLT SEATS – LOWER**

**KNEEBOARDS – REMOVE**

**COOLING – DISCONNECT**

**SEAT RESTRAINT – RELEASE**

**D-RING – UNCOVER**

**~30K FT**

**MS3 – JETTISON HATCH**

**COMM – DISCONNECT**

**(G-SUIT CLIP – PULL)**

**SUIT O2 – DISCONNECT**

**EGRESS SEAT**

**POLE – DEPLOY**

**D-RING – HOOK UP**

**BAILOUT**

FB 2-3

ASC/130/FIN

TOP  
BACK OF 'EMERGENCY EGRESS'

BAILOUT  
EGRESS

PILE

**SYS FLIGHT RULES**

	RTLs	TAL
<b>OMS</b> – 2 He TKs		
– 1 OX & 1 FU TKs (diff pods)		X
– 2 OX or 2 FU TKs		X
<b>APU/HYD</b> – Impending loss of all capability	X	X
<b>CABIN LEAK</b> – (-EQ dP/dT > .15)	X	X
<b>CRYO</b> – All O2(H2)	X	X
<b>2 FREON LOOPS</b> ↓ [Accum Qty (↓ and decr) and/or Flow (↓)]	X	X
<b>2 MAIN BUSES</b> ↓	X	
<b>THERMAL WINDOW PANE</b>	X	

**NO COMM MODE BOUNDARIES**

<b>NEG RETURN (104)</b>	8000	<b>2 ENG ZZA (104)</b>	6000
<b>PRESS TO ATO (104)</b>	11100	<b>ABORT TAL ZZA (4)</b>	
<b>SE OPS 3 (109)</b>	12300	<b>EO VI</b>	<input type="text"/>
<b>SE ZZA (104)</b>	14300	<b>SE OPS 3 ZZA (109)</b>	(4) <input type="text"/>
<b>PRESS TO MECO (104)</b>	15000	<b>SE ZZA (104)</b>	(4) <input type="text"/>
<b>SE PRESS (104)</b>	17900		
<b>NEG MRN (2 @ 67)</b>	19800	<b>2 ENG MRN (104)</b>	5900
<b>LAST PRE MECO TAL</b>	23000	<b>ABORT TAL MRN (3)</b>	
<b>LAST TAL</b>		<b>EO VI</b>	<input type="text"/>
YJT	19900	<b>SE OPS 3 MRN (109)</b>	(3) <input type="text"/>
YYT	20200	<b>SE MRN (104)</b>	(3) <input type="text"/>
YQX	21900		
IKF	23700	<b>2 ENG FMI (104)</b>	6300
INN	23900	<b>ABORT TAL FMI (29)</b>	
FFA	24200	<b>EO VI</b>	<input type="text"/>
BEJ	24300	<b>SE OPS 3 FMI (109)</b>	(29) <input type="text"/>
MRN	24400	<b>SE FMI (104)</b>	(29) <input type="text"/>
KBO	24500		
ESN	24900		
ZZA, KKI	25100		
FMI	25200		
JDG	25300		

**ASCENT PROCEDURES**

**HOOK**

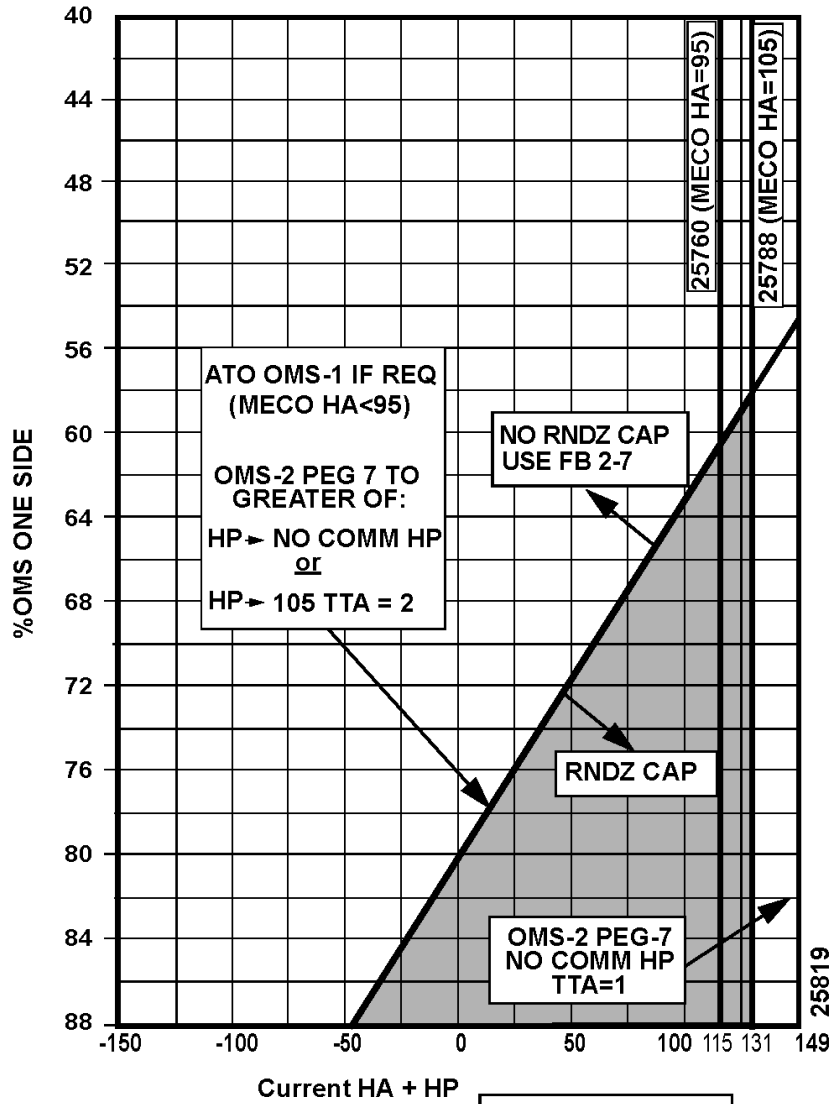
R180	LVLH	
.98M	√P <sub>c</sub> → 72%	
1.26M	√P <sub>c</sub> → 104%	
P <sub>c</sub> < 50+5 s	√SRB SEP (Backup AUTO SEP 2:21)	
	√TMECO	
	* If <u>NOT STABLE</u> (10 sec):	*
	* NO COMM – CSS & MAN THROT	*
MM103+10 s	√OMS assist	
	Close suit O2, open visor	
3:00	√EVAP OUT (T < 60)	
	* If Systems ABORT reqd:	*
	* RTLS at 3:40 or	*
	* TAL Select prior to <u>23000</u>	*
	* Otherwise Manual MECO <u>23700</u>	*
V <sub>I</sub> = <u>13.2K</u>	√Roll Heads Up	
	* If Man Throttle (3 eng):	*
	* Man Shutdn at <u>25700</u>	*
	* If 1 eng:	*
	* <u>TRAJ</u> √SERC ON	*
	* When MPS PRPLT = 5%:	*
	* MAN THROT	*
	* When MPS PRPLT = 2%:	*
	* MIN THROT (P <sub>c</sub> → 67%)	*
	* AUTO THROT	*
MECO	√V <sub>I</sub> = <u>25819</u>	
MECO+20 s	√ET SEP	
	* If 'SEP INH':	*
	* ET SEP – MAN	*
	* If Rates > .7,.7,.7:	*
	* MPS PRPLT DUMP SEQ – STOP	*
	* Null rates	*
	* ET SEP – SEP	*
	* Post ET Sep -Z xlation:	*
	* MPS PRPLT DUMP SEQ – GPC	*
	* If Rates < .7,.7,.7:	*
	* Assume Feedline Fail	*
	* If V <sub>I</sub> < <u>25760</u> :	*
	* OPS 104 – PRO (√BFS 104)	*
	* <u>NOTE</u> : Expect – 'Illegal Entry' (PASS)	*
	* 'Illegal TIG' (BFS)	*
► MM104+2 s	If ET Sep complete and HA > <u>72</u> :	
	+X xlation for 11 sec	
	√TGTS	
	√ASC PKT for failures	
	If OMS 1 not reqd:	
	OMS ENG (two) – OFF	
	Go to <u>POST OMS 1</u>	

**OMS 1  
TGTING**

PILE

STS-130 OCF CYC  
OMS 1/2 TGTING  
RENDEZVOUS RECOVERY

ASC



	PLANAR WINDOW	
	1	2
NOMINAL OMS-2 HT		
NO COMM OMS-2 HP		

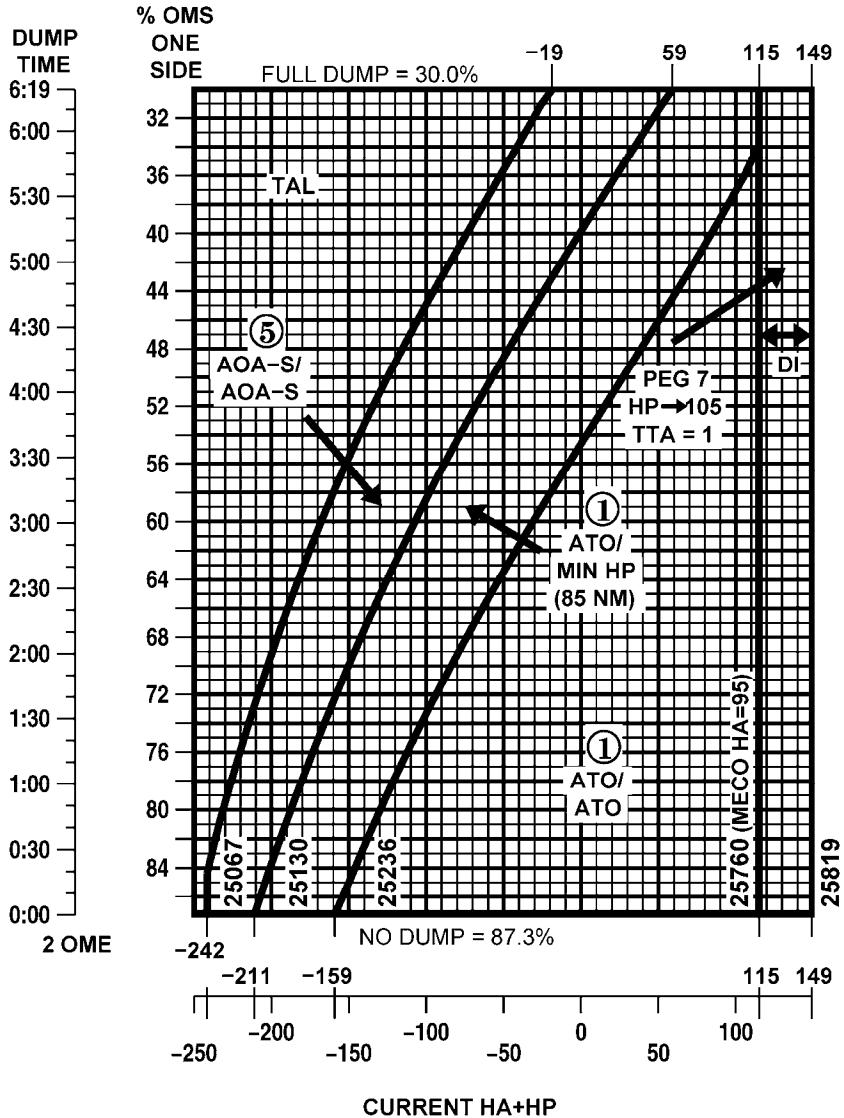
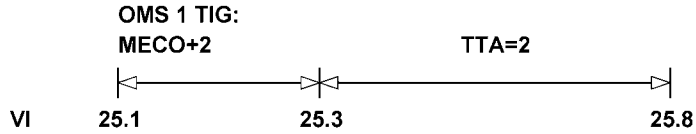
FB 2-6

ASC/130/FIN 1

TOP

# STS-130 OCF CY OMS 1/2 TGTING

HOOK



OMS 1  
BURN

POST NOMINAL  
OMS ASSIST

% OMS/SIDE  
**72**

DUMP TIME  
**1: 39**

FB 2-7

ASC/130/FIN

PILE

OMS 1 BURN

OMS 1  
TGTING

\* **IF TIG LATER THAN MECO + 6 min:** \*  
\* MECO + 4 min:  $\sqrt{\text{BDY FLP pb - It off (MPS dump complete)}}$  \*  
\*  $\sqrt{\text{MCC for APU shutdn (if time permits)}}$  \*  
\* **FEEDLINE FAIL:** \*  
\* Expect 'Illegal Entry' (PASS)/'Illegal TIG' (BFS) @ tgt select \*  
\* pre ET Sep; input TIG manually & LOAD tgt \*  
\* If TIG > MECO + 6 min: \*  
\* TIG-1:30 or MECO + 6 min (whichever comes first): \*  
\* ET SEP - SEP >> \*  
\* If TIG < MECO + 6 min: \*  
\* MPS PRPLT DUMP SEQ - STOP \*  
\* TIG-1:30: ET SEP - SEP \*  
\* Post ET SEP -Z xlation: \*  
\* MPS PRPLT DUMP SEQ - GPC \*  
\* **1 OMS ENG FAIL and  $\Delta\text{VTOT} > 500$ :** \*  
\* Burn good OMS + l'cnct both OMS to RCS, THC +X at TIG \*

DAP - AUTO/DISC  
 $\sqrt{\text{ENG/TRIM CONFIG, Select TGT (ITEM 35) then TIG}}$   
LOAD TGTS and MNVR  
OMS XFEED (four) - OP  
 $\sqrt{\text{CNTLR PWR (two) - ON}}$   
 $\sqrt{\text{OMS ENG (two) - ARM/PRESS}}$   
Note  $\Delta\text{VTOT}$  \_\_\_\_\_ TIG   :    
-:15 EXEC  
:00 TIG; start watch ( $\sqrt{P_c}$ ,  $\Delta\text{VTOT}$ , ENG VLVs)

\* **OMS ENG FAIL:** \*  
\* Failed ENG - OFF \*  
\* If  $\Delta\text{VTOT} < 500$ : \*  
\* At QTY = 5%, good OMS TK ISOL (two) - CL \*  
\* If  $\Delta\text{VTOT} > 500$ : \*  
\* RCS XFEED (four) - OP \*  
\* RCS TK ISOL (six) - CL \*  
\* THC +X \*  
\* At first QTY = 5%, good OMS TK ISOL (two) - CL \*  
\* At second QTY = 5%, THC - Release \*  
\* **RCS COMPLETION:** \*  
\* Interconnect to either \*  
\* OMS that was ENG FAIL \*  
\* THC +X (OMS% vs RCS  $\Delta\text{V}$ ) \*  
\* OMS TK SW (if reqd) \*

**CUTOFF**

+ :02 OMS ENG (two) - OFF  
Trim inplane X,Z residuals < 2 fps  
OMS XFEED (four) - CL ( $\sqrt{\text{RCS straightfeed}}$ )



HOOK

**OMS 1 BURN MONITOR**

<b>OMS TEMP*</b> FU IN P ≥ <table border="1" style="display: inline-table;"><tr><td>L</td><td>R</td></tr><tr><td>219</td><td>220</td></tr></table> ≤ <table border="1" style="display: inline-table;"><tr><td>201</td><td>208</td></tr></table> or No FU IN P	L	R	219	220	201	208	OMS ENG FAIL OMS ENG FAIL (PRPLT FAIL if 1 Pod Feed)
L	R						
219	220						
201	208						
<b>OMS PC* &amp; OMS ↓</b> (BFS: √accel)	OMS ENG FAIL						
<b>OMS OX/FU TK P</b> (√ENG IN P) OX/FU LOW	He PRESS/VAP ISOL (two) – OP If aff TK P not incr: He PRESS/VAP ISOL (two) – CL At Good OMS Qty = 5% OMS XFEED (four) – CL						
OX & FU HIGH	He PRESS/VAP ISOL (two) – CL OMS XFEED (four) – CL Cycle He A(B) to maintain TK P 234-284						
<b>OMS He TK P LOW</b> (√ <table border="1" style="display: inline-table;"><tr><td>OMS/MPS</td></tr></table> )	OMS/MPS	At He P < 640 √OMS XFEED (four) – OP Aff OMS TK ISOL (two) – CL At Good OMS Qty = 5% OMS TK ISOL (four) – OP XFEED (four) – CL					
OMS/MPS							
<b>OMS N2 REG P HIGH or LOW</b>	OMS ENG – ARM						
<b>OMS N2 TK P LOW</b> (√ <table border="1" style="display: inline-table;"><tr><td>OMS/MPS</td></tr></table> )	OMS/MPS	At N2 TK P < 470: OMS ENG – ARM					
OMS/MPS							
<b>OMS GMBL</b>	PRI fail L(R) OMS GMBL – SEC SEC fail If high RCS usage: OMS ENG FAIL						
<b>GPC</b> <b>1(4)</b> & Burning OMS aff	aff GPC PWR – OFF If SEC GMBL avail: aff MDM FF 1(4) – OFF,ON L(R) OMS GMBL – SEC						
SEC GMBL lost 2 FAs lost	If high RCS usage: OMS ENG FAIL √MAN SHUTDN						
<b>I/O ERROR FA</b> <b>1(4)</b>	L(R) OMS GMBL – SEC ♦I/O RESET (if recov: BFS I/O RESET) If high RCS usage: OMS ENG FAIL						
2 FAs lost	√MAN SHUTDN						
<b>BCE STRG D</b> <b>1(4)</b>	I/O RESET (if recov: >>) If high RCS usage: L(R) OMS GMBL – SEC						
<b>I/O ERROR PCM</b>	OI PCMMU PWR – 2(1)						

OMS 2  
TGTING

\*If XFD, BLDN, or sensor fail, monitor ENG IN P for off-nominal performance

TOP  
BACK OF 'OMS 1 BURN MONITOR'

PILE

**OMS 2 TARGETING**  
(DIR INSERTION)

**OMS 1  
BURN**

FAILURE	OMS 2 TARGET
OMS – 2 N2 TKs (Perform burn Single OMS Eng) – 1 or 2 OMS ENGs – 1 or 2 He TKs – 1 PRPLT TK EPS – MNA & B, MNB & C MNA & C ET SEP	PEG 7; TTA = 1 CUTOFF HP = <span style="border: 1px solid black; padding: 2px;">85</span>
OMS – 2 OX or 2 FU TKs – 1 OX & 1 FU TK diff PODs	AOA-S
2 FREON LOOPS [Accum Qty (↓ and decr) and/or Flow (↓)] 2 H2O LOOPS CABIN LEAK (-EQ dP/dT ≥ .08)	AOA
APU/HYD – impending loss of all capability	AOA
CRYO – All O2(H2)	AOA

OMS

He	%	He	%
4320	86.8	2450	40
4050	80	2050	30
3650	70	1650	20
3250	60	1250	10
2850	50	850	0

TOP

**HOOK**

**ATO**

NOTE

These tables apply only after ATO OMS 1 burn  
( ITGT = ①, AOA to **KSC** ). Assumes OMS and ARCS deorbit

<b>DUAL POD - OMS REQUIRED</b>				
<b>Includes 8.8 % Unusable ( 4.4 % per pod)</b>				
POST OMS 1 HP	ATO OMS 2 & STEEP D/O BURN (%)	MIN HP OMS 2 & SHALLOW D/O BURN (%)	AOA STEEP D/O BURN (%)	AOA SHALLOW D/O BURN (%)
95	40.0	19.5	34.3	21.1
90	41.4	17.2	31.9	18.0
85	43.0	15.8	29.6	15.1
80	44.9	15.4	27.0	12.3
75	47.0	17.0	23.9	9.4
70	48.8	19.1	20.9	8.8
65	49.9	20.5	18.6	8.8
60	50.8	21.8	17.9	8.8
55	51.1	22.9	18.9	8.8
50	51.8	24.1	18.7	8.8
45	---	25.5	21.2	8.8

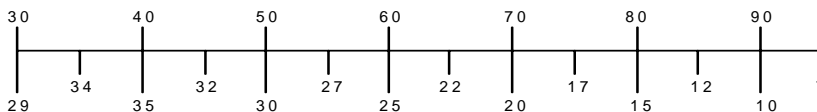
STS-130 OCF CY

<b>SINGLE POD - OMS REQUIRED</b>				
<b>Includes 4.4 % Unusable</b>				
POST OMS 1 HP	ATO OMS 2 & STEEP D/O BURN (%)	MIN HP OMS 2 & SHALLOW D/O BURN (%)	AOA STEEP D/O BURN (%)	AOA SHALLOW D/O BURN (%)
95	35.6	15.1	29.9	16.7
90	37.0	12.8	27.5	13.6
85	38.7	11.4	25.2	10.7
80	40.5	11.0	22.6	7.9
75	42.6	12.7	19.5	5.0
70	44.4	14.7	16.5	4.4
65	45.5	16.1	14.2	4.4
60	46.4	17.4	13.5	4.4
55	46.7	18.5	14.5	4.4
50	47.4	19.7	14.3	4.4
45	---	21.1	16.8	4.4

RTLS

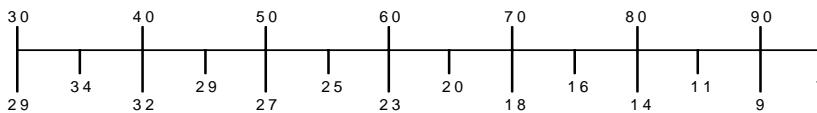
**OMS BLOWDOWN**

LEFT OMS GAGE QTY (%)



LEFT OMS BLDN EQUIV (%)

RIGHT OMS GAGE QTY (%)



RIGHT OMS BLDN EQUIV (%)

FB 2-11

ASC/130/FIN

**PILE**

**RTLS CDR**

Abort initiated:  
After 2:30 (2 eng)  
At 3:40 (3 eng)

**ABORT RTLS**

- \* No joy: \*
- \* OPS 601 PRO \*

√GUIDANCE STATUS on RTLS TRAJ



Expect PPA when GUID % to go = 0

- \* If GUID 'INHB': \*
- \* √UNCONVERGED GUID TABLE \*
- \* MAN PPA per PRPLT \*
- \* REMAINING \*
- \* After GUID CONVERGE: \*
- \* P,R/Y AUTO/AUTO THROTTLE \*

**WINDS**

50K	/
38	/
28	/
20	/
12	/
7	/
3	/
1	/
SURF	/
<b>SPDBK @ 3000 FT</b>	

After PPA: √BFS ITEM 1 (\*)

TRAJ √Bugs, HSI √, 

Pitchdn ( $\beta = 0^\circ, \alpha = 0^\circ$ )

----- **MECO** ----- **MECO** -----

- √ET SEP (MECO + 16 sec)
- √MM602 ( $\alpha > 10^\circ$  and SEP + 10 sec)
- √P,R/Y, SPDBK, BDY FLP – AUTO
- $\alpha = 50^\circ$  until ~1.8g, maintain 2.2g

Adjust seat

$\dot{H} > -320 \uparrow$  VERT SIT √ $\alpha$  vs Mach  
 $V = 5K$  √RUD, AIL TRIM  
 & EAS < 333 ↓ AIR DATA PROBE (two) – Deploy (√Heat)

M = 3.2 √SPDBK → 65%  
 M = 2.7 L HUD PWR – ON

\* If M < 2.5, P CSS for ADTA to G&C incorp \*

M = 2.0 Ensure ADTA to G&C else THETA limits  
 M < 1.0 P,R/Y – CSS, √SPDBK CMD vs POS  
 √NWS – 1

Lock Inertia Reels

POST LANDING: ENT, POST LDG

**OMS 2  
TGTING**



**RTLS PLT**

If CSS: MAN THROT  
Man MECO

√P<sub>c</sub> = 104% (2 eng)/69% (3 eng)  
√DUMP

**UNCONVERGED GUIDANCE TABLE**

ENG OUT	OUTBOUND INITIAL θ	PITCHAROUND at % (8°/sec)	FLYBACK INITIAL θ
Liftoff	60°	44%	64°
:30	56°	47%	63°
1:00	57°	47%	63°
:30	56°	48%	62°
2:00	49°	51%	61°
:30	42°	51%	52°
3:00	38°	52%	50°
:30	34°	53%	48°
4:00	Last RTLS	52%	46°

√P<sub>c</sub> at PPA + 20 sec

\* If P<sub>c</sub> = 104% (2 eng): \*

\* **G51** MAX THROT – ITEM 4 (\*) \*

Pitchdn: √P<sub>c</sub> → 67%

**MECO** ----- **MECO**

KEAS = 77 √SPDBK → 81%  
√ET DOORS – Closed and latched (MECO +1:30)  
√ET SEP, SRB SEP – AUTO  
Adjust seat  
**G50** √GPS, INCORPORATE

**G50** √AIR DATA, INCORPORATE  
MM603 HYD MPS/TVC ISOL VLV (three) – CL  
(hold 5 sec, tb-CL)

H = 85K MLS (three) – ON  
If Rwy 33(15): MLS CH (three) – 6(8)  
I/O RESET

M = 2.7 R HUD PWR – ON  
M < 1.0 √R FLT CNTLR PWR – ON  
Lock Inertia Reels

M = 0.7 √LG EXTD ISO VLV – OP  
H = 10K √BDY FLP – TRAIL  
√A/L (KSC – Tabs, Visors, Suit O2)

POST LANDING: ENT, POST LDG

TAL

TOP  
BACK OF 'RTL PLT'

**PILE**

TAL	HDG
ZZA	010
MRN	016
FMI	006

\*LO XRNG

**TAL CDR**

If  $V_1 > 23000$  manual MECO  $23700$ , go to post MECO  
ABORT TAL

$G50$   $\checkmark$ SITE & RWY (PASS/BFS),  $\checkmark$ HDG

SITE	RWY	MLS	LENGTH
2	BEN 36/18	-/-	13720/13220
3	MRN 20/02	6/-	11730/11730
4	ZZA 30L/12R	6/-	12200/12200
12	BEN 36/18	-/-	13720/13220
13	*MRN 20/02	6/-	11730/11730
14	*ZZA 30L/12R	6/-	12200/12200
19	YJT 09/27	-/-	9500/9500
20	YYT 29/11	-/-	8500/8500
21	YQX 21/31	-/-	9700/8900
23	LAJ 15/33	-/-	10870/10870
24	BEJ 01L/19R	-/-	10820/10820
25	IKF 20/29	-/-	9520/9560
26	INN 06/24	-/-	9540/9540
27	FFA 27/09	-/-	9490/9490
28	KBO 14L/32R	-/-	12020/12020
29	FMI 33/15	6/-	11300/12300
30	ESN 03R/21L	-/-	11800/11800
31	KKI 15R/33L	-/-	13300/13300
32	JDG 31/13	-/-	12000/12000

\* If second eng fails:  $TRAJ$   $\checkmark$ SERC ON \*  
\*  $G50$   $\checkmark$ SITE ( $\checkmark$ Redes card) \*

$V_1 = 15.0K$   $\checkmark$ Roll Heads Up

----- **MECO**  $V_1 \sim 24.0K$  @ CO mark ----- **MECO** -----

MECO+20 s  $\checkmark$ ET SEP,  $\checkmark$ AUTO -Z TRANS  
MECO+37 s  $\checkmark$ MM104

**Abort TAL (if reqd):**

$\checkmark$ TAL flag set:  $G50$  ITEM 41 = TAL SITE (any site)  
 $\checkmark$ MECO  $V_1$  vs HI/LO Energy (TAL PLT)  
 $\checkmark$ Rates  $< .5^\circ/\text{sec}$ ;  $\theta > 15^\circ$ ,  $Y = 0 \pm 30^\circ$   
**PASS, OPS 301 PRO ( $\checkmark$ 304)**

\* No joy in 68 sec: BFS - ENGAGE \*  
\* BFS, OPS 301 PRO \*

----- **MM304** -----

BFS, OPS 301 PRO ( $\checkmark$ 304)  
 $G50$   $\checkmark$ SITE, RWY  
S/B & ALTM (PASS/BFS)

$TRAJ$   $\checkmark$ BUGS,  $HSI$   $\checkmark$  $H$ , RANGE,  $AMI$   $\checkmark$   $\alpha = 43^\circ$

\* Low energy:  $TRAJ$  ITEM 3 (Lo Energy ENA) \*  
\* If Variable/man 37: Pitch - CSS at  $\alpha = 37^\circ$  \*  
\* Pitch - AUTO when  $\dot{H} = 0 \uparrow$  (2nd pullout) \*

$V = 10K$   
 $V = 7K$

$\checkmark$ SPDBK  $\rightarrow 81\%$   
Go to **ENTRY MANEUVERS SURF WIND**  
(Cue Card)

**SPDBK @ 3000 FT**

ALTM	/
AIM PT	
SPDBK	

RTL

TAL PLT



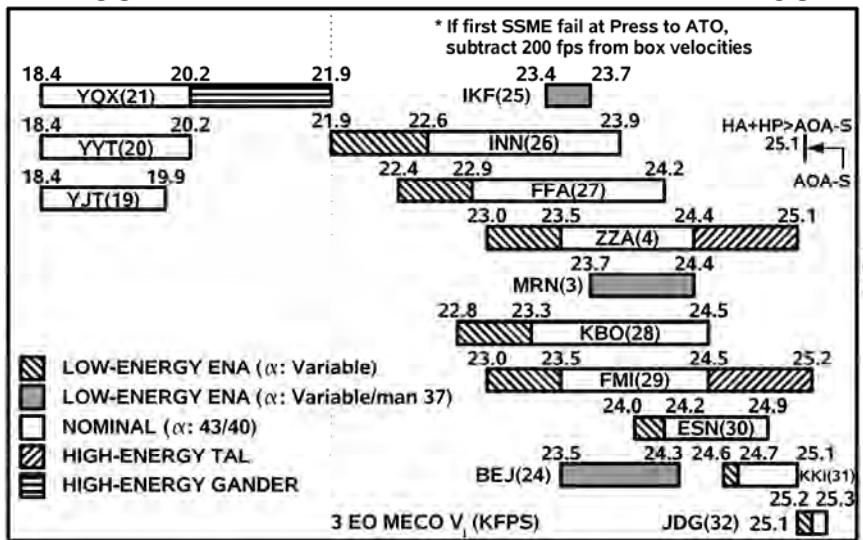
√OMS DUMP

- \* If second eng fail: \*
- \* **G51** DUMP – ITEM 6 (\*), 7 (\*) \*
- \* Failed ME SHUTDN pb (two) – push \*

√AUTO THROT

- \* If STUCK TAL: \*
- \* When MPS PRPLT = 2%: \*
- \* MAN THROT, P<sub>C</sub> → 67% \*
- \* AUTO THROT \*

----- MECO -- V<sub>I</sub> ~24.0K @ CO mark ----- MECO -----



----- MM304 -----

√OMS DUMP

√ET DOORS – Closed and latched (MM304 +1:30)

V = 19K HYD MPS/TVC ISOL VLV (three) – CL (hold 5 sec, tb-CL)

**G50** √GPS, INCORPORATE

V = 10K \* If RCS < **57** % either side: \*

\* **G51** AFT RCS INH, ITEM 13 EXEC \*

V = 7K MLS (three) – ON (√channels)  
I/O RESET

Go to ENTRY MANEUVERS (Cue Card)

ECAL

TOP  
BACK OF 'TAL PLT'

PILE

**POWERED ECAL**

**G51** √MAX THROT – ITEM 4 (\*)


√ADI (two) – REF

√θ → 60°, Yaw → 45°

√Roll to Heads Up

**G50** Select SITE

When EAS > 4 and incr:

√Yaw to 

√Pitch down at 3°/sec

√MECO, ET SEP

**ET SEP + 8s: CSS, pull to α = 58° at 4°/sec, AUTO**

√MM602 (BFS, OPS 602 PRO)

Go to ECAL ENTRY

**2 E/O ECAL (51.6°)**

Velocity (VI)			Location	Site	RWY
IP - 2:30	In Plane	IP + 2:30			
*5.3-6.8	*5.3-6.7	*5.3-6.7 6.8-7.3	Wilmington	6	ILM 06
*6.8-8.6	*6.7-6.9 6.9-8.1 *8.1-8.4	6.7-7.9 *7.9-8.0	Cherry Point	7	NKT 32L
RTLS	RTLS	RTLS			
*8.6-9.7	*8.4-8.6 8.6-9.3	*8.0-8.1 8.1-9.8	Oceana NAS	8	NTU 32R
*9.7-10.5	9.2-9.9 *9.9-10.2	8.6-10.5	Wallops	9	WAL 28
	*10.2-10.5	9.5-11.2	Atlantic City	11	ACY 31
	10.5-12.3	10.1-12.7	Gabreski	15	FOK 06
*10.5-10.9 10.9-13.3	10.7-13.4	10.5-13.7	Cape Cod CGAS	16	FMH 32
	11.5-13.2	11.1-13.9	Pease Int'l	17	PSM 34

\*Probable bailout region

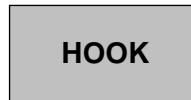
**3 E/O ECAL (51.6°)**

MM 602 Velocity (Vrel)			Location	Site	RWY
IP - 2:30	In Plane	IP + 2:30			
*5.3-6.6	*5.3-6.6	*5.3-6.7	Wilmington	6	ILM 06
*6.6-8.9	*6.6-8.7	*6.7-7.3 7.3-8.0 *8.0-8.6	Cherry Point	7	NKT 32L
*8.9-10.2	*8.7-10.0	*8.6-9.7	Oceana NAS	8	NTU 32R
*10.2-10.9	*10.0-10.7	*9.7-10.6	Wallops	9	WAL 28
	*10.7-11.0	*10.6-11.0	Atlantic City	11	ACY 31
*10.9-11.9 11.9-13.9	*11.0-11.6 11.6-14.4	*11.0-11.2 11.2-14.7	Cape Cod CGAS	16	FMH 32
	11.8-12.4	11.2-13.0	Gabreski	15	FOK 06
	12.8-13.8	12.9-14.2	Pease Int'l	17	PSM 34
13.5-17.2	13.3-17.4	13.1-17.2	Halifax Int'l	18	YHZ 23
15.2-18.0	15.0-18.0	14.9-18.0	Stephenville	19	YJT 09
15.4-18.0	15.3-18.0	15.3-18.0	St. Johns Int'l	20	YYT 29
15.5-18.0	15.4-18.0	15.2-18.0	Gander Int'l	21	YQX 21
		17.3-17.6	Goose Bay	22	YYR 26

\*Probable bailout region

TAL





HI-ENER  
GANDER

**ECAL ENTRY**

**If 3 OUT ECAL or 2 OUT SECOND GREEN:**

**G50 Select SITE**  
**BFS, OPS 602 PRO**

**Before NZ Hold:**  
**RHC/PNL TRIM – ENA**  
**If M < 5, √AIL/RUD TRIM**

BFS, **G50** √SITE

Nz Hold:

Expect prebank = 20° if TGT Nz < ~3.3g and ΔAZ > 20°  
At H = -600 ↑ expect initial bank 2xΔAZ (70° max)  
If E/W ≥ STN, expect bank = 70° until ΔAZ increased to 15-30°  
past site, then 2xΔAz

**G50** √GPS, INCORPORATE

**M < 5 and EAS < 333 ↓:**  
**AIR DATA PROBE (two) – Deploy (√Heat)**

**G50** INCORPORATE Air Data ASAP

M = 3.2: √OPS 603

**Select UHF-G T/R**

**NO COMM ECAL LNDG CRITERIA**

@H = 70K, √Range:

- \* If Range < 28 nm or Range > 54 nm: \*
- \* P, R/Y CSS \*
- \* Bank (≤ 30°) to HDG 120° \*
- \* Go to BAILOUT \*

**G50** √SPDBK (ITEM 39) per ECAL LANDING Table

**ECAL LANDING:**

Runway Length + Ovrn	Spdbk	MGTD	Distance
≥ 11,000'	NOM	205	2500
≥ 8500 to < 11,000'	SHORT	205	1500
< 8500'	ELS	195	1000

MAIN GEAR TD: EARLY CHUTE, DEROTATE, √SPDBK – 100%  
NOSE GEAR TD: BRAKE – as reqd

- \* If 5K' remaining and V > 140 KGS – MAX BRAKING \*
- \* (smooth application, not < 2 sec) \*

**Go to RTLS (enter POST-MECO M = 2.7 step) or BAILOUT**

ECAL



MM104

**HIGH-ENERGY GANDER CDR**

**Abort TAL:**

√TAL flag set: **G50** ITEM 41 = TAL SITE (any site)  
√Rates < .5°/sec;  $\theta > 15^\circ$ ,  $Y = 0 \pm 30^\circ$   
**PASS, OPS 301 PRO (√304)**

-----**MM304**-----

MM304 P, R/Y – CSS  
√VREL

VREL	ROLL (CSS)	ALPHA (CSS)
VREL ≥ 19,900	0°	55°
VREL < 19,900	0°	50°

$\dot{H} = -800 \uparrow$  Roll towards site ( $\phi \sim 80^\circ$ ), initial target  $\dot{H} = -350$ ,  
hold initial Alpha per table  
**G50** Hold 3.0g Nz using roll

- \* If Nz ≥ 3.5: \*
- \* Reduce Alpha ( $40^\circ < \alpha < 55^\circ$ ) and \*
- \*  $\dot{H}$  until Nz < 3.5 \*

**Orbiter bug below upper line or V = 6K** Pitch down at 1°/sec, center needles,  
P, R/Y – AUTO

Go to ENTRY MANEUVERS (Cue Card)

## HIGH-ENERGY GANDER PLT

HOOK

## -----MM304-----

BFS, OPS 301 PRO ( $\sqrt{304}$ )**G50** Select Site YQX – ITEM 41 +2 1**TRAJ**  $\sqrt{BUGS}$ , **HSI**  $\sqrt{\hat{H}}$ , RANGE $\sqrt{ET DOORS}$  – closed and latched  
(MM304 +1:30) **$\dot{H} = -800\uparrow$**  Monitor  $\dot{H}$ , Nz**When  $\dot{H}$   
stabilizes** Ensure Nz stays < 3.5**Monitor  
Traj** Report when orbiter bug reaches upper line**Orbiter bug  
below  
upper line  
or V = 6K** Monitor pitchdown at 1°/sec to center needles,  
 $\sqrt{P,R/Y}$  – AUTO**V = 19K** HYD MPS/TVC ISOL VLV (three) – CL  
(hold 5 sec, tb-CL)**V = 15K** **G50**  $\sqrt{RWY}$ , S/B, ALTM  
(PASS/BFS)**V = 10K** \* If RCS < **57** % either side: \*  
\* **G51** AFT RCS INH, ITEM 13 EXEC \***V = 10K**  $\sqrt{SPDBK}$  → 81%  
Go to ENTRY MANEUVERS (Cue Card)HI-ENER  
TAL



**PILE**

**HIGH-ENERGY TAL CDR**

MM104

**Abort TAL:**

√TAL flag set: **G50** ITEM 41 = TAL SITE (any site)  
 √Rates < .5°/sec;  $\theta > 15^\circ$ ,  $Y = 0 \pm 30^\circ$   
**PASS, OPS 301 PRO (√304)**

**HI-ENER  
GANDER**

-----**MM304**-----

MM304

P, R/Y – CSS  
 √VREL

VREL	ROLL (CSS) 4-5°/sec	ALPHA (CSS)
VREL ≥ 23,800	180°	80° ( $\theta = 280^\circ$ )
23,300 ≤ VREL < 23,800	180°	55°
VREL < 23,300	0°	55°

$\dot{H} = -200 \downarrow$  If Alpha = 80°, push to Alpha = 55° ( $\theta = \sim 305^\circ$ )

**Earlier of**  
 $\dot{H} = -600 \downarrow$   
**or Guid Init** Roll Heads Up at 4-5°/sec, maintain Alpha = 55°

$\dot{H} = -500 \uparrow$  R/Y – AUTO (√Rolls toward site before  $\dot{H} > +200$ )  
 Limit roll to 90° until V = 6K:  
 TRAJ Roll CMD > 90° R/Y CSS @ 90°  
 < 90° R/Y AUTO

**Orbiter bug below upper line** When commanded drag ( $\leftarrow$ ) < 40:  
 Pitch down at 0.5°/sec, center pitch needle,  
 P – AUTO

**V = 6K** If energy still high:  
 Pitch down at 1°/sec, center pitch needle,  
 P, R/Y – AUTO

Go to ENTRY MANEUVERS (Cue Card)



## HIGH-ENERGY TAL PLT

HOOK

## -----MM304-----

BFS, OPS 301 PRO (√304)

[G50] If [FMI] GO TAL Site – Select [FMI] –  
ITEM 41 + [29]

Otherwise, select best Wx site [ZZA] (Site 4)  
or [FMI]

[TRAJ] √BUGS, [HSI] √<sup>H</sup>, RANGE

√ET DOORS – closed and latched  
(MM304 +1:30)

ABORT  
DUMPS

**Guid Init:**  
(D = 3, q̄ = 8,  
EAS = 48)

- \* If no comm and [ZZA/FMI] \*
- \* initial Commanded Drag (←) ≥ [35] , \*
- \* [G50] Select Site [ESN] – ITEM 41 + [30] \*
- \* \*

**V = 19K** HYD MPS/TVC ISOL VLV (three) – CL  
(hold 5 sec, tb-CL)

**V = 15K** [G50] √RWY, S/B, ALTM  
(PASS/BFS)

**V = 10K** \* If RCS < [57] % either side: \*

- \* [G51] AFT RCS INH, ITEM 13 EXEC \*

**V = 10K** √SPDBK → 81%

**V = 7K** MLS (three) – ON (√channels)  
I/O RESET

Go to ENTRY MANEUVERS (Cue Card)

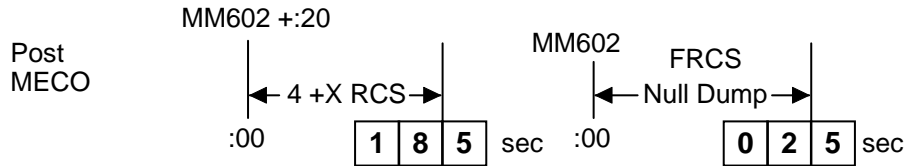
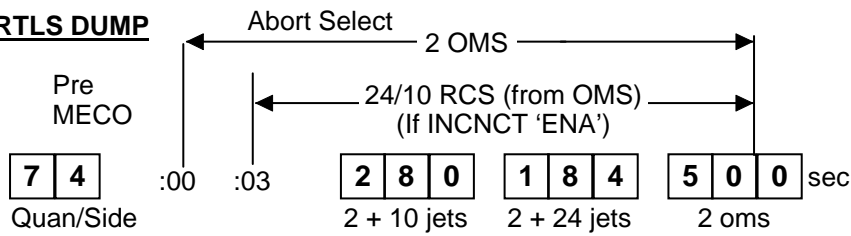
TOP  
BACK OF 'ECAL ENTRY'

**PILE**

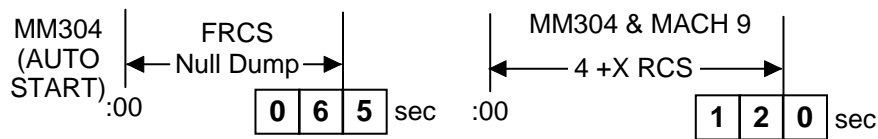
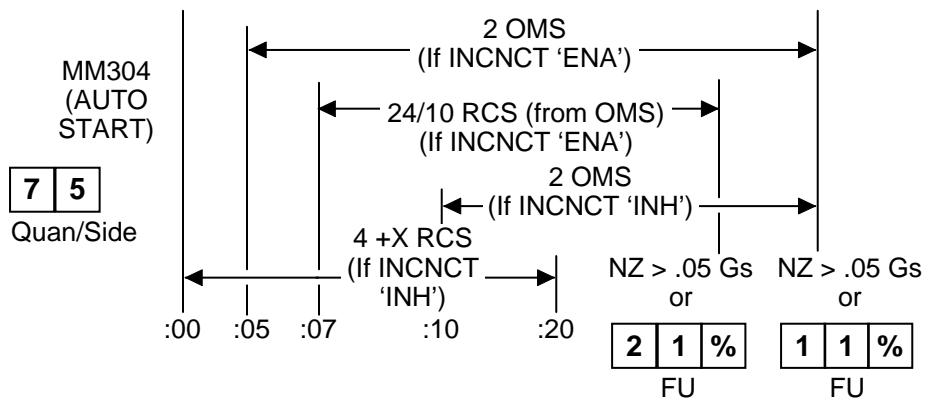
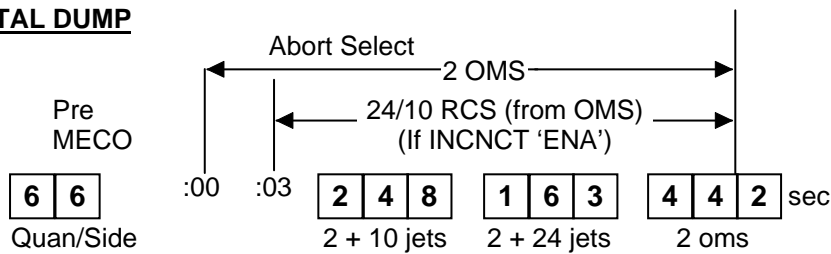
**RTLS/TAL DUMPS**

HI-ENER  
TAL

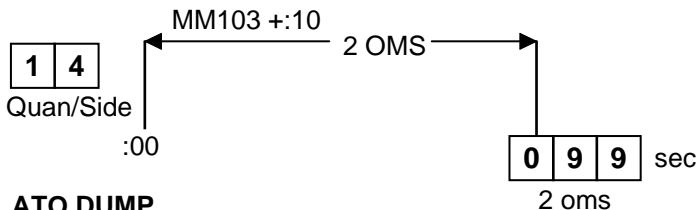
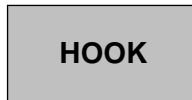
**RTLS DUMP**



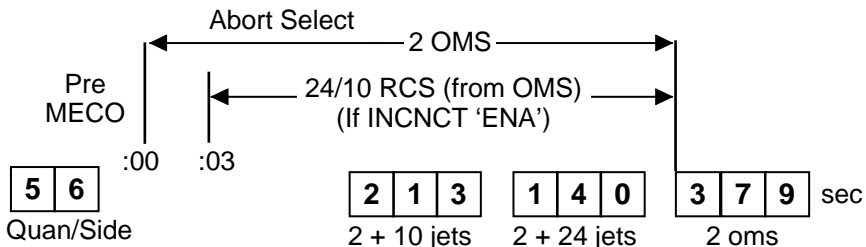
**TAL DUMP**



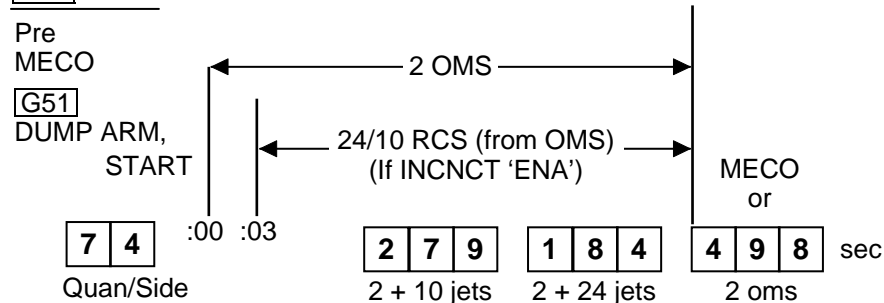
**ASSIST/ATO/G51 DUMPS**  
**ASSIST DUMP**



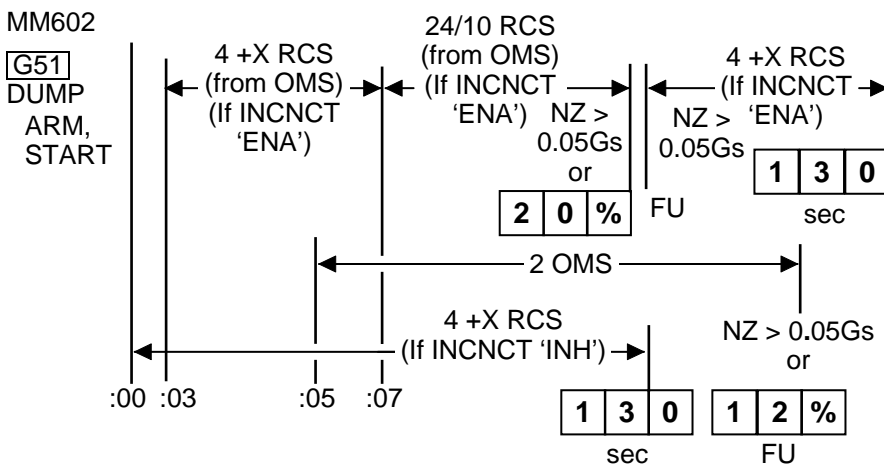
**ATO DUMP**



**G51 DUMP**



PWRD  
 CSS



TOP  
BACK OF 'ASSIST/ATO/G51 DUMPS'



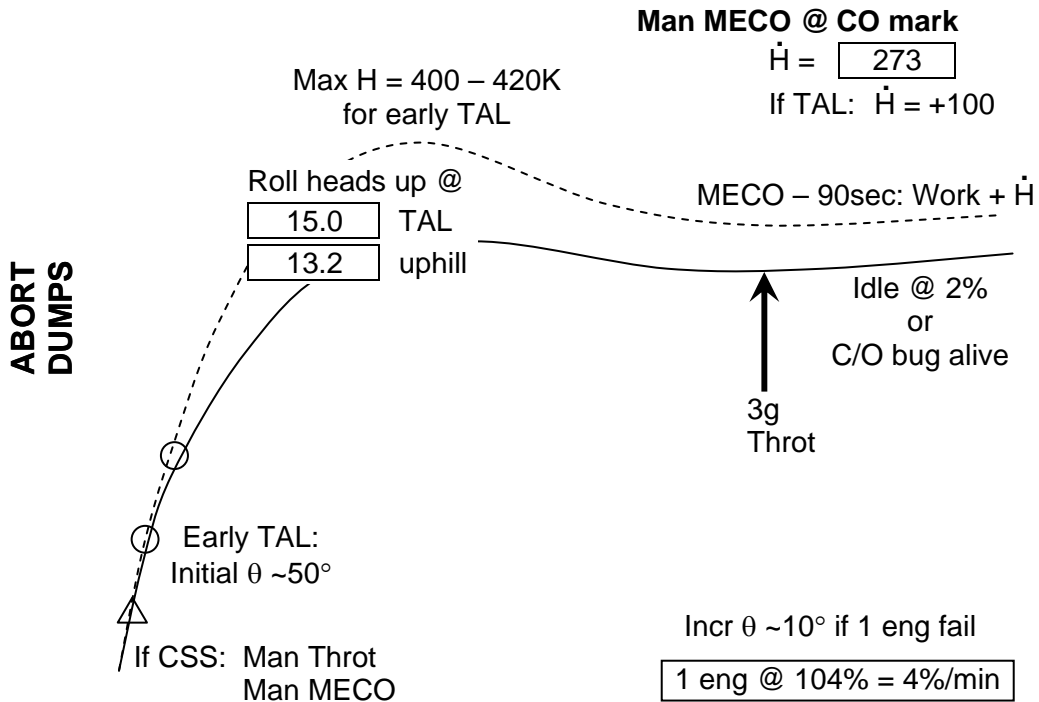
**PILE**

**POWERED CSS – UPHILL/TAL**

CSS & MAN THROT  
(IF MET < 1:30, ENGAGE BFS)

Yaw to **E** until 2:30  
Then **I** uphill  
or **R** if TAL

If TAL $\sqrt{HDG}$	
ZZA	010
MRN	016
FMI	006





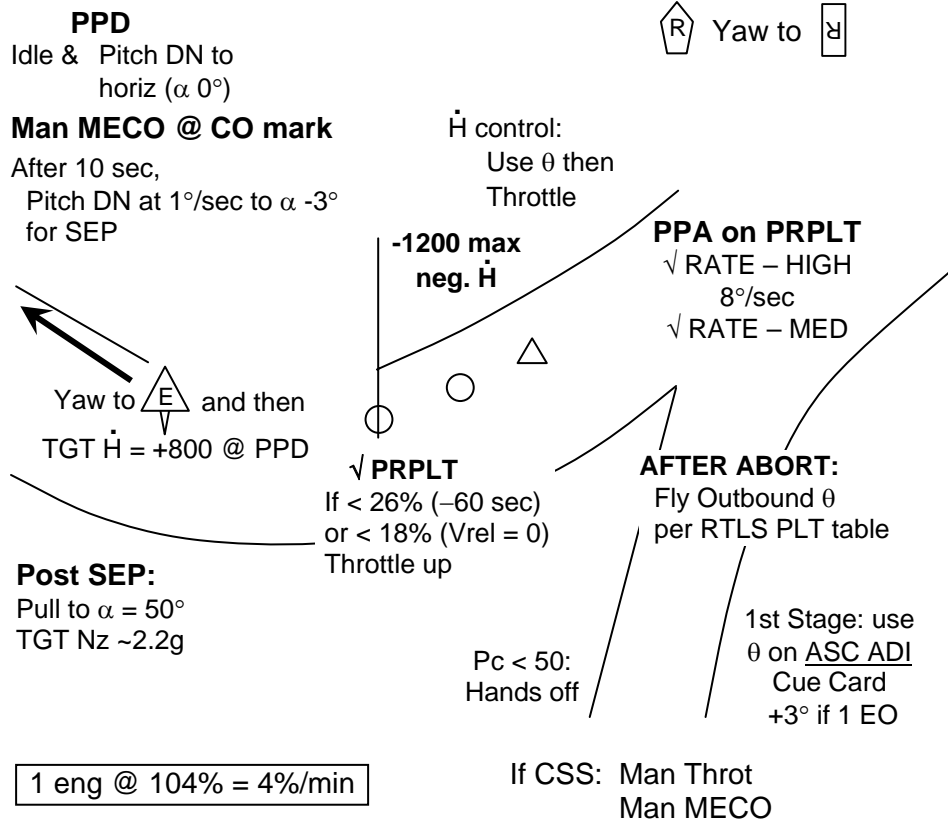
# POWERED CSS – RTLS

**HOOK**

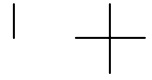
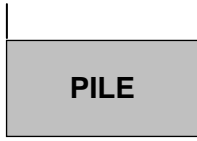
CSS & MAN THROT  
(IF MET < 1:30, ENGAGE BFS)

Post PPA	Pre PPA
2 eng = 100%	2 eng = 104%
3 eng = 69%	3 eng = 69%

**R** Yaw to **R**



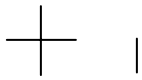
TOP  
BACK OF 'POWERED CSS – RTLS'



PILE

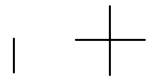
This Page Intentionally Blank

PWRD  
CSS



FB 2-26

ASC/130/FIN





ASCENT/ENTRY CUE CARDS

**ASC/ENT  
CUE CARDS**



MS ONLY

2-27

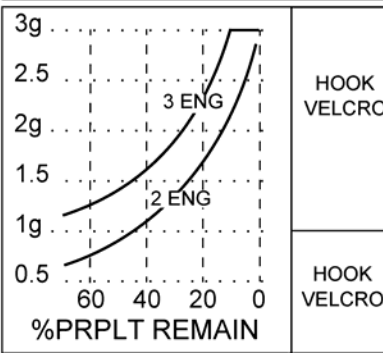
ASC/130/FIN



ASC/ENT  
CUECARDS

**ASCENT ADI - NOMINAL**

TIME	$\theta$	H	$\dot{H}$	(130 OCF CY)
0:30	68	9K	630	
0:50	63	25K	978	
1:10	55	49K	1393	
1:30	39	82K	1866	
1:50	31	122K	2182	



-STAGING-

$V_1$	$\theta$	H	$\dot{H}$	ASC-14a/130/A/A
6	19	218K	1719	
7	16	276	1268	
8	13	311	918	
9	11	333	635	
10	9	346	403	
12	6	357	61	
14	9	356	-149	
16	25	350	-234	
18	23	344	-270	
20	21	339	-220	
22	19	337	-106	
24	17	337	64	
25819	13	345	273	

HOOK VELCRO

### ENTRY ALPHA

VR	$\alpha$ ref	R	H	Href	Rref
25	HI 40 LO	4412	400		
24	HI 40 LO	2606	249	-47	L79
23	43 40 37	2137	241	-64	69
22	43 40 37	1784	234	-84	63
21	43 40 37	1509	228	-106	60
20	43 40 37	1284	220	-124	59
19	43 40 37	1115	214	-147	60
18	43 40 37	972	208	-170	R61
17	43 40 37	859	202	-189	61
16	43 40 37	767	194	-197	63

## KSC 15

MAX L/D	
M	$\alpha$
3	17
2	15
1	12

(130 OCF CY)

HOOK  
VELCRO

ASC-14b/130/A,E/A

HOOK  
VELCRO

HOOK  
VELCRO

15	43 40 37	684	188	-118	64
14	43 40 37	612	184	-127	62
13	43 40 37	544	180	-137	60
12	43 40 37	481	175	-153	58
11	42 39 36	425	170	-195	56
10	41 38 35	374	163	-174	L50
9	39 36 33	326	159	-207	44
8	37 34 31	277	151	-239	40
7	33 30 27	229	141	-267	39
6	30 27 24	185	130	-271	40
5	26 23 20	141	117	-273	41
4	22 19 18	106	104	-264	R40
3	19 16 15	75	91	-248	38
2.5	14	61	83	-259	
2	14	50	77	-256	
1.5	10	39	69	-308	
1	8	28	53	-264	

HOOK VELCRO




This Page Intentionally Blank



MS ONLY

2-30

ASC/130/FIN



### ENTRY MANEUVERS

FLIGHT CONDITIONS	MANEUVER								
EI-5	√LVLH ATT GNC, OPS 304 PRO * If PREBANK, R/Y – CSS * * Roll at 1°/sec to * * <table border="1" style="display: inline-table; vertical-align: middle;"><tr><td style="width: 15px; height: 15px;">1</td><td style="width: 15px; height: 15px;">8</td><td style="width: 15px; height: 15px;">0</td></tr></table> if HP ≥ 46 (not AOA), else * * <table border="1" style="display: inline-table; vertical-align: middle;"><tr><td style="width: 15px; height: 15px;"></td><td style="width: 15px; height: 15px;"></td><td style="width: 15px; height: 15px;"></td></tr></table> (from Prebank Table) * * Maintain PREBANK ±5° * If previous OMS OX TK, He TK, or RCS OX TK leak: <table border="1" style="display: inline-table; vertical-align: middle;"><tr><td style="width: 20px; height: 15px;">G51</td></tr></table> VENT DOOR CNTL OPEN – ITEM 43 EXEC (AOA) <table border="1" style="display: inline-table; vertical-align: middle;"><tr><td style="width: 20px; height: 15px;">SPI</td></tr></table> When SB position – 0%: √HYD MN PUMP PRESS (three) – LO	1	8	0				G51	SPI
1	8	0							
G51									
SPI									
$\bar{q} = 1$	(AOA) HYD MN PUMP PRESS (three) – NORM								
‘Guidance Box’ @ $\bar{q} \sim 8$ or D ~ 3	CLOSED LOOP GUIDANCE ____:____:____ * If PREBANK: P,R/Y – AUTO * Begin AIL trim monitoring								
V = 24K	If previous OMS OX TK, He TK, or RCS OX TK leak: <table border="1" style="display: inline-table; vertical-align: middle;"><tr><td style="width: 20px; height: 15px;">G51</td></tr></table> VENT DOOR CNTL CLOSE – ITEM 44 EXEC	G51							
G51									
D = 11	√DRAG H								
$\Delta Az = 10.5^\circ$	FIRST ROLL REVERSAL <table border="1" style="display: inline-table; vertical-align: middle;"><tr><td style="width: 15px; height: 15px;"></td><td style="width: 15px; height: 15px;"></td><td style="width: 15px; height: 15px;"></td><td style="width: 15px; height: 15px;"></td></tr></table> (DEL PAD)								
V = 19K	√HYD MPS/TVC ISOL VLV SYS (three) – CL								
V = 15K	√NAVAIDS (I/O RESET if reqd)								
V = 12K	RAD BYP VLV MODE (two) – AUTO CNTLR LOOP (two) – AUTO B(A)								
V = 10K	√SPDBK to 81%								

ENT-6a/E/R

**ENT  
MNVR**

FLIGHT CONDITIONS	MANEUVER			
V = 7K	<b>G50</b> √GPS, INCORPORATE * If ELS: UHF MODE – G T/R *			
V = 5K	ADTA PROBES – DEPLOY (√HEAT) Begin AIL and RUD trim monitoring			
M = 3.5	If previous OMS OX TK, He TK, or RCS OX TK leak: <b>G51</b> VENT DOOR CNTL OPEN – ITEM 43 EXEC			
M = 2.7	√APUs HUD PWR (two) – ON			
* If M < 2.5; P CSS for ADTA to G&C incorp *				
M = 2.0	Ensure ADTA to G&C else √Theta limits			
M < 1.0	√R FLT CNTLR – ON P,R/Y – CSS as reqd √SPDBK CMD vs POS √NWS – 1 Lock Inertia Reels MAX N <sub>z</sub> <table border="1" style="display: inline-table; vertical-align: middle;"><tr><td style="width: 20px; height: 15px;"></td><td style="width: 20px; height: 15px;"></td><td style="width: 20px; height: 15px;"></td></tr></table>			
M = 0.7	√LG EXT D ISO VLV – OP			
h = 15K	√MLS			
h = 10K	√A/L (KSC – Tabs, Visors, Suit O2)			
h = 2K	LDG GEAR ARM pb – push (ARM It on)			
h = 300	LDG GEAR DN pb – push (DN It on)			
MAIN GEAR TD	√SPDBK – 100%			
V = 195 KEAS	DRAG CHUTE ARM, DPY pb (two) – push (simo) (All Its on)			
V = 185 KEAS	DEROTATE			
NOSE GEAR TD	SRB SEP – MAN/AUTO and depress pb √Auto Load Relief √HYD BK ISOL VLV (three) – OP			
V < 120 KGS or 5K' remaining	BRAKE as required (8-10 fps <sup>2</sup> , -0.25 to -0.3G)			
* If 5K' remaining and V > 140 KGS – MAX BRAKING *				
V = 60 KGS	DRAG CHUTE JETT pb – push (JETT1,JETT2 It on)			
V = 40 KGS	BRAKE < 6 fps <sup>2</sup> (-0.2G) (Antiskid cutout)			
WHEEL STOP	Go to ENT C/L, <u>POST LANDING PROCEDURES</u>			

ENT-6b/130/E/A  
(Partial)

ENT  
MNV R



**DRAG CHUTE DEPLOY**

<b>MCC Call</b>	<b>Flight Condition</b>
Early	Main Gear TD
<b>NOMINAL</b>	<b>195 KEAS</b>
Late	Post-Nose Gear TD Xwind DTO
Emergency Only	No Deploy Except CDR call
NO DEPLOY prior to MGTD > 230 KEAS < 80 KGS Xwind > 15 kts	

**FAILED TIRE TECHNIQUE**

Post-MGTD	P – AUTO
185 KEAS	Deploy drag chute
180 KEAS	√Auto derotation
NGTD	Max RHC roll away from failed tire

50K	/
38K	/
28K	/
20K	/
12K	/
7K	/
3K	/
1K	/
SURF	/

ENT-6b/130/E/A  
(Partial)



This Page Intentionally Blank



MS ONLY

2-34

ASC/130/FIN





CONT  
ABORT

ABORT CUE CARDS



NOT FLOWN

2-35

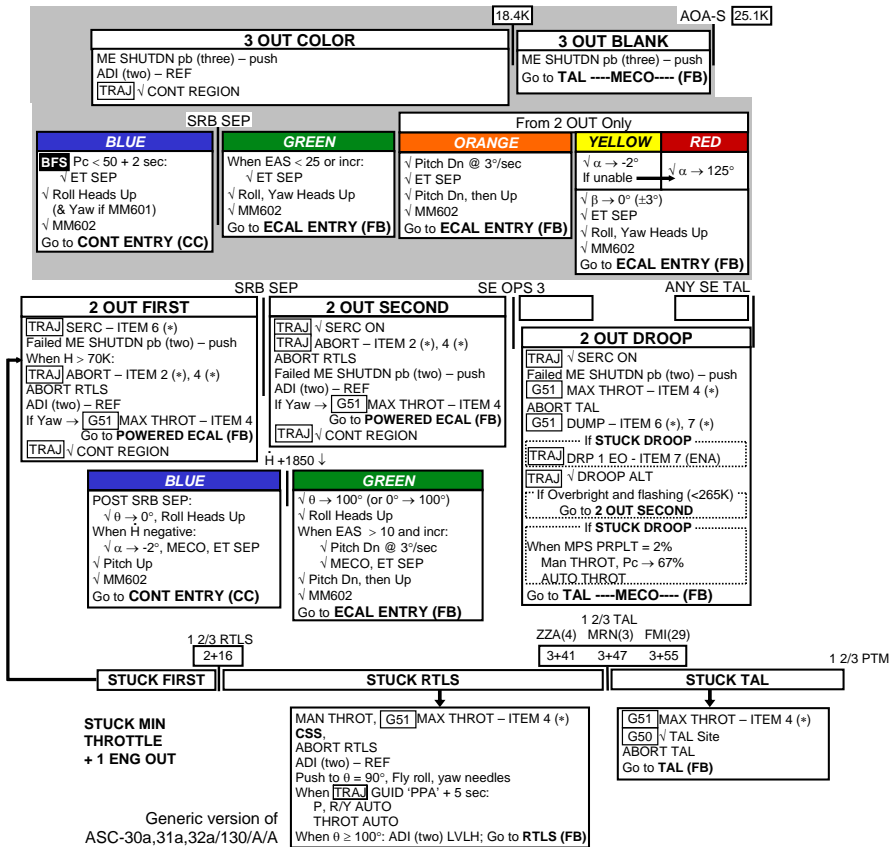
ASC/130/FIN



**CONT  
ABORT**

# CONTINGENCY ABORT

High Inclination  
51.6°



# CONTINGENCY ABORT

**CONT ENTRY / MM602**  
VERT SIT INH ECAL/BDA –  
ITEM 1 (INH)

Before NZ Hold  
RHC/PNL TRIM – ENA  
If  $M < 5$ ,  
√ AIL/RUD TRIM  
If  $M < 3$ , S/B = 65%

$M \leq 5$  and  $EAS < 333$  ↓  
ADTA PROBES – Deploy  
G50 Incorp Air Data ASAP

M2 → 1:  $\theta = 0^\circ$  by  $M = 1.0$

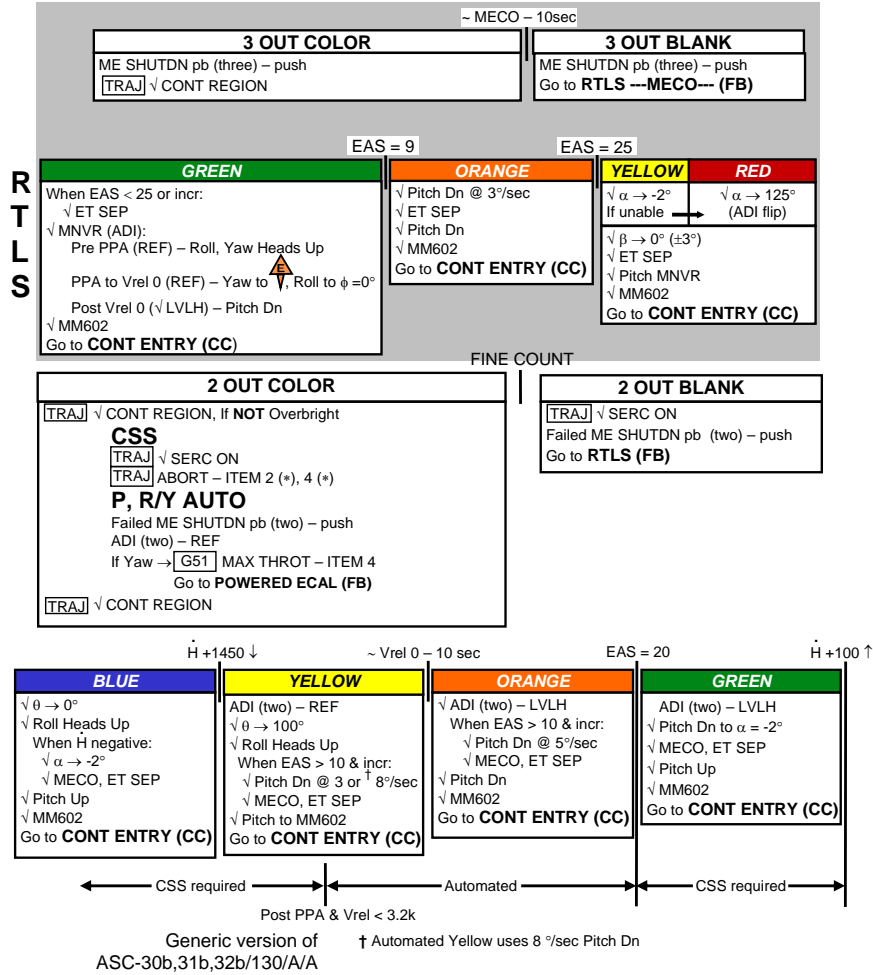
Select UHF – G T/R

When  $M < 1.0$   
Go to **BAILOUT (FB)**

Generic version of  
ASC-30a,31a,32a/130/A/A

# RTLS CONTINGENCY

High Inclination  
51.6°



# RTLS CONTINGENCY

**CONT ENTRY / MM602**

**VERT SIT** –  
If ECAL/BDA – INH  
√ Theta Limits after Nz Hold  
If ECAL/BDA – ENA  
ITEM 1 (INH)

Before NZ Hold  
RHC/PNL TRIM – ENA  
If  $M < 5$ ,  
√ AIL/RUD TRIM  
If  $M < 3$ , S/B = 65%

$M \leq 5$  and  $EAS < 333$  ↓  
ADTA PROBES – Deploy  
**G50** Incorp Air Data ASAP

$M2 \rightarrow 1$ :  $\theta = 0^\circ$  by  $M = 1.0$

Select UHF – G T/R

When  $M < 1.0$   
Go to **BAILOUT (FB)**

Generic version of  
ASC-30b,31b,32b/130/A/A

**RED**

√ ADI (two) – LVLH  
√  $H \rightarrow +400$  ( $\theta_{max} = 75^\circ$ )  
**TRAJ** AT FINE COUNT:  
√ Pitch Dn to  $\alpha = -2^\circ$   
√ MECO, ET SEP  
√ Pitch Up  
√ MM602  
Go to **RTLS ---MECO--- (FB)**

← Automated →

NOT FLOWN

2-39

ASC/130/FIN

**ZZA TAL REDESIGNATION  
(130 OCF CYC)**

1st E.O. VI		6000	6100	6200	6300	6400	6500	6600	6700
SE OPS 3 ZZA 109	(4)	11200	11300	11300	11400	11500	11600	11600	11700
SE ZZA 104	(4)	17100	17000	16800	16600	16400	16200	16000	15900

1st E.O. VI		6800	6900	7000	7100	7200	7300	7400	7500
SE OPS 3 ZZA 109	(4)	11700	11800	11800	11800	11800	11700	11700	11700
SE ZZA 104	(4)	15700	15500	15400	15200	15100	14900	14800	14600

1st E.O. VI		7600	7700	7800	7900	8000	8100	8200	8300
SE OPS 3 ZZA 109	(4)	11700	11700	11700	11600	11600	11600	11600	11600
SE ZZA 104	(4)	14500	14400	14200	14100	14000	13900	13900	13800

1st E.O. VI		8400	8500	8600	8700	8800	8900	9000	9100
SE OPS 3 ZZA 109	(4)	11600	11600	11600	11600	11600	11600	11600	11600
SE ZZA 104	(4)	13700	13700	13600	13600	13500	13500	13500	13500

1st E.O. VI		9200	9300	9400	9500	9600	9700	9800	9900
SE OPS 3 ZZA 109	(4)	11600	11700	11700	11700	11700	11700	11700	11700
SE ZZA 104	(4)	13400	13400	13400	13400	13400	13400	13500	13500

1st E.O. VI		10000	10100	10200	10300	10400	10500	10600	10700
SE OPS 3 ZZA 109	(4)	11700	11800	11800	11800	11800	11800	11800	11800
SE ZZA 104	(4)	13500	13500	13500	13500	13600	13600	13600	13600

NOTE: SE OPS 3 boundary based on first capability to INN (Site 26)  
with no TAL delay

ASC-9a/130/A/A

NOT FLOWN

2-40

ASC/130/FIN



**ECAL – ZZA or MRN or FMI PRIME TAL**

1st EO VI (KFPS)	<b>5.6</b>	<b>5.8</b>	<b>6.0</b>	<b>6.2</b>	<b>6.4</b>	<b>6.6</b>	<b>6.8</b>
CHERRY POINT (7)		6.7 - 7.0	6.7 - 7.2	6.8 - 7.3	6.8 - 7.4	6.9 - 7.5	6.9 - 7.6
CAPE COD CGAS (16)		10.3 - 11.1	10.3 - 11.2	10.2 - 11.3	10.2 - 11.5	10.2 - 11.6	10.2 - 11.6
1st EO VI (KFPS)	<b>7.0</b>	<b>7.2</b>	<b>7.4</b>	<b>7.6</b>	<b>7.8</b>	<b>8.0</b>	<b>8.2</b>
CHERRY POINT (7)		7.0 - 7.7	7.2 - 7.8	7.4 - 7.9	7.6 - 7.9	7.8 - 8.0	8.0 - 8.0
GABRESKI (15)					10.5 - 10.7	10.4 - 10.8	10.3 - 11.0
CAPE COD CGAS (16)	10.2 - 11.7	10.2 - 11.8	10.2 - 11.9	10.2 - 12.0	10.2 - 12.1	10.2 - 12.1	10.3 - 12.2
1st EO VI (KFPS)	<b>8.4</b>	<b>8.6</b>	<b>8.8</b>	<b>9.0</b>	<b>9.2</b>	<b>9.4</b>	<b>9.6</b>
OCEANA NAS (8)		8.6 - 9.0	8.8 - 9.1	9.0 - 9.2	9.2 - 9.3		
WALLOPS (9)				9.4 - 9.6	9.2 - 9.7	9.4 - 9.8	9.6 - 9.8
GABRESKI (15)	10.3 - 11.1	10.3 - 11.2	10.3 - 11.3	10.4 - 11.3	10.4 - 11.4	10.4 - 11.5	10.4 - 11.5
CAPE COD CGAS (16)	10.3 - 12.3	10.3 - 12.3	10.3 - 12.4	10.4 - 12.4	10.4 - 12.5	10.5 - 12.6	10.5 - 12.6
PEASE INT'L (17)	11.3 - 11.7	11.3 - 11.9	11.3 - 12.0	11.3 - 12.1	11.3 - 12.2	11.3 - 12.2	11.3 - 12.3
1st EO VI (KFPS)	<b>9.8</b>	<b>10.0</b>	<b>10.2</b>	<b>10.4</b>	<b>10.6</b>	<b>10.8</b>	<b>11.0</b>
WALLOPS (9)	9.8 - 9.9						
GABRESKI (15)	10.4 - 11.6	10.5 - 11.7	10.5 - 11.7	10.5 - 11.8	10.6 - 11.8	10.8 - 11.9	11.0 - 11.9
CAPE COD CGAS (16)	10.5 - 12.7	10.5 - 12.7	10.6 - 12.8	10.6 - 12.8	10.7 - 12.9	10.8 - 12.9	11.0 - 12.9
PEASE INT'L (17)	11.3 - 12.4	11.4 - 12.5	11.4 - 12.5	11.5 - 12.6	11.5 - 12.6	11.5 - 12.7	11.5 - 12.7
1st EO VI (KFPS)	<b>11.2</b>	<b>11.4</b>	<b>11.6</b>	<b>11.8</b>	<b>12.0</b>	<b>12.2</b>	<b>12.4</b>
GABRESKI (15)	11.2 - 12.0	11.4 - 12.0	11.6 - 12.1	11.8 - 12.2	12.0 - 12.2	12.2 - 12.3	
CAPE COD CGAS (16)	11.2 - 13.0	11.4 - 13.0	11.6 - 13.1	11.8 - 13.1	12.0 - 13.2	12.2 - 13.2	12.4 - 13.2
PEASE INT'L (17)	11.5 - 12.8	11.5 - 12.8	11.6 - 12.9	11.8 - 12.9	12.0 - 13.0	12.2 - 13.0	12.4 - 13.0
1st EO VI (KFPS)	<b>12.6</b>	<b>12.8</b>	<b>13.0</b>	<b>13.2</b>	<b>13.4</b>	<b>13.6</b>	<b>13.8</b>
CAPE COD CGAS (16)	12.6 - 13.3	12.8 - 13.3	13.0 - 13.4	13.2 - 13.4	13.4 - 13.4		
PEASE INT'L (17)	12.6 - 13.1	12.8 - 13.1	13.0 - 13.1				

ASC-9b/130/A/A

NOT FLOWN

2-41

ASC/130/FIN

**MRN TAL REDESIGNATION  
(130 OCF CYC)**

1st E.O. VI		5800	5900	6000	6100	6200	6300	6400	6500
SE OPS 3 MRN 109	(3)	10800	10900	10900	10900	11000	11000	11000	11100
SE MRN 104	(3)	16800	16700	16500	16300	16200	16000	15900	15700
1st E.O. VI		6600	6700	6800	6900	7000	7100	7200	7300
SE OPS 3 MRN 109	(3)	11100	11100	11100	11200	11200	11200	11300	11300
SE MRN 104	(3)	15600	15400	15300	15100	15000	14800	14700	14600
1st E.O. VI		7400	7500	7600	7700	7800	7900	8000	8100
SE OPS 3 MRN 109	(3)	11300	11300	11400	11400	11400	11400	11500	11500
SE MRN 104	(3)	14500	14300	14200	14100	14000	13900	13900	13800
1st E.O. VI		8200	8300	8400	8500	8600	8700	8800	8900
SE OPS 3 MRN 109	(3)	11500	11500	11500	11600	11600	11600	11600	11600
SE MRN 104	(3)	13700	13700	13600	13600	13500	13500	13400	13400
1st E.O. VI		9000	9100	9200	9300	9400	9500	9600	9700
SE OPS 3 MRN 109	(3)	11600	11700	11700	11700	11700	11700	11700	11700
SE MRN 104	(3)	13400	13400	13400	13400	13400	13400	13400	13400
1st E.O. VI		9800	9900	10000	10100	10200	10300	10400	10500
SE OPS 3 MRN 109	(3)	11700	11800	11800	11800	11800	11800	11800	11800
SE MRN 104	(3)	13400	13400	13400	13400	13400	13500	13500	13500
1st E.O. VI		10600	10700						
SE OPS 3 MRN 109	(3)	11800	11800						
SE MRN 104	(3)	13500	13500						

**NOTE:** SE OPS 3 boundary based on first capability to LAJ (Site 23)  
with no TAL delay

ASC-10a/130/A/A

NOT FLOWN

2-42

ASC/130/FIN

**ECAL – ZZA or MRN or FMI PRIME TAL**

1st EO VI (KFPS)	<b>5.6</b>	<b>5.8</b>	<b>6.0</b>	<b>6.2</b>	<b>6.4</b>	<b>6.6</b>	<b>6.8</b>
CHERRY POINT (7)		6.7 - 7.0	6.7 - 7.2	6.8 - 7.3	6.8 - 7.4	6.9 - 7.5	6.9 - 7.6
CAPE COD CGAS (16)		10.3 - 11.1	10.3 - 11.2	10.2 - 11.3	10.2 - 11.5	10.2 - 11.6	10.2 - 11.6

1st EO VI (KFPS)	<b>7.0</b>	<b>7.2</b>	<b>7.4</b>	<b>7.6</b>	<b>7.8</b>	<b>8.0</b>	<b>8.2</b>
CHERRY POINT (7)	7.0 - 7.7	7.2 - 7.8	7.4 - 7.9	7.6 - 7.9	7.8 - 8.0	8.0 - 8.0	
GABRESKI (15)					10.5 - 10.7	10.4 - 10.8	10.3 - 11.0
CAPE COD CGAS (16)	10.2 - 11.7	10.2 - 11.8	10.2 - 11.9	10.2 - 12.0	10.2 - 12.1	10.2 - 12.1	10.3 - 12.2

1st EO VI (KFPS)	<b>8.4</b>	<b>8.6</b>	<b>8.8</b>	<b>9.0</b>	<b>9.2</b>	<b>9.4</b>	<b>9.6</b>
OCEANA NAS (8)		8.6 - 9.0	8.8 - 9.1	9.0 - 9.2	9.2 - 9.3		
WALLOPS (9)				9.4 - 9.6	9.2 - 9.7	9.4 - 9.8	9.6 - 9.8
GABRESKI (15)	10.3 - 11.1	10.3 - 11.2	10.3 - 11.3	10.4 - 11.3	10.4 - 11.4	10.4 - 11.5	10.4 - 11.5
CAPE COD CGAS (16)	10.3 - 12.3	10.3 - 12.3	10.3 - 12.4	10.4 - 12.4	10.4 - 12.5	10.5 - 12.6	10.5 - 12.6
PEASE INT'L (17)	11.3 - 11.7	11.3 - 11.9	11.3 - 12.0	11.3 - 12.1	11.3 - 12.2	11.3 - 12.2	11.3 - 12.3

1st EO VI (KFPS)	<b>9.8</b>	<b>10.0</b>	<b>10.2</b>	<b>10.4</b>	<b>10.6</b>	<b>10.8</b>	<b>11.0</b>
WALLOPS (9)	9.8 - 9.9						
GABRESKI (15)	10.4 - 11.6	10.5 - 11.7	10.5 - 11.7	10.5 - 11.8	10.6 - 11.8	10.8 - 11.9	11.0 - 11.9
CAPE COD CGAS (16)	10.5 - 12.7	10.5 - 12.7	10.6 - 12.8	10.6 - 12.8	10.7 - 12.9	10.8 - 12.9	11.0 - 12.9
PEASE INT'L (17)	11.3 - 12.4	11.4 - 12.5	11.4 - 12.5	11.5 - 12.6	11.5 - 12.6	11.5 - 12.7	11.5 - 12.7

1st EO VI (KFPS)	<b>11.2</b>	<b>11.4</b>	<b>11.6</b>	<b>11.8</b>	<b>12.0</b>	<b>12.2</b>	<b>12.4</b>
GABRESKI (15)	11.2 - 12.0	11.4 - 12.0	11.6 - 12.1	11.8 - 12.2	12.0 - 12.2	12.2 - 12.3	
CAPE COD CGAS (16)	11.2 - 13.0	11.4 - 13.0	11.6 - 13.1	11.8 - 13.1	12.0 - 13.2	12.2 - 13.2	12.4 - 13.2
PEASE INT'L (17)	11.5 - 12.8	11.5 - 12.8	11.6 - 12.9	11.8 - 12.9	12.0 - 13.0	12.2 - 13.0	12.4 - 13.0

1st EO VI (KFPS)	<b>12.6</b>	<b>12.8</b>	<b>13.0</b>	<b>13.2</b>	<b>13.4</b>	<b>13.6</b>	<b>13.8</b>
CAPE COD CGAS (16)	12.6 - 13.3	12.8 - 13.3	13.0 - 13.4	13.2 - 13.4	13.4 - 13.4		
PEASE INT'L (17)	12.6 - 13.1	12.8 - 13.1	13.0 - 13.1				

ASC-10b/130/A/A

NOT FLOWN

2-43

ASC/130/FIN

**FMI TAL REDESIGNATION  
(130 OCF CYC)**

1st E.O. VI		6200	6300	6400	6500	6600	6700	6800	6900
SE OPS 3 FMI 109	(29)	11300	11400	11500	11600	11600	11700	11700	11800
SE FMI 104	(29)	17600	17400	17200	17000	16800	16700	16500	16300

1st E.O. VI		7000	7100	7200	7300	7400	7500	7600	7700
SE OPS 3 FMI 109	(29)	11800	11800	11800	11800	11800	11800	11800	11800
SE FMI 104	(29)	16100	15900	15700	15600	15400	15200	15100	14900

1st E.O. VI		7800	7900	8000	8100	8200	8300	8400	8500
SE OPS 3 FMI 109	(29)	11800	11800	11700	11700	11700	11700	11700	11700
SE FMI 104	(29)	14800	14700	14600	14400	14300	14200	14200	14100

1st E.O. VI		8600	8700	8800	8900	9000	9100	9200	9300
SE OPS 3 FMI 109	(29)	11700	11700	11700	11700	11700	11700	11700	11700
SE FMI 104	(29)	14000	14000	13900	13900	13800	13800	13800	13700

1st E.O. VI		9400	9500	9600	9700	9800	9900	10000	10100
SE OPS 3 FMI 109	(29)	11700	11800	11800	11800	11800	11800	11800	11800
SE FMI 104	(29)	13700	13700	13700	13700	13700	13700	13700	13700

1st E.O. VI		10200	10300	10400	10500	10600	10700		
SE OPS 3 FMI 109	(29)	11800	11800	11800	11800	11800	11800		
SE FMI 104	(29)	13800	13800	13800	13800	13800	13800		

NOTE: SE OPS 3 boundary based on first capability to INN (Site 26)  
with no TAL delay

ASC-12a/130/A/A

NOT FLOWN

2-44

ASC/130/FIN

**ECAL – ZZA or MRN or FMI PRIME TAL**

1st EO VI (KFPS)	<b>5.6</b>	<b>5.8</b>	<b>6.0</b>	<b>6.2</b>	<b>6.4</b>	<b>6.6</b>	<b>6.8</b>
CHERRY POINT (7)		6.7 - 7.0	6.7 - 7.2	6.8 - 7.3	6.8 - 7.4	6.9 - 7.5	6.9 - 7.6
CAPE COD CGAS (16)		10.3 - 11.1	10.3 - 11.2	10.2 - 11.3	10.2 - 11.5	10.2 - 11.6	10.2 - 11.6

1st EO VI (KFPS)	<b>7.0</b>	<b>7.2</b>	<b>7.4</b>	<b>7.6</b>	<b>7.8</b>	<b>8.0</b>	<b>8.2</b>
CHERRY POINT (7)	7.0 - 7.7	7.2 - 7.8	7.4 - 7.9	7.6 - 7.9	7.8 - 8.0	8.0 - 8.0	
GABRESKI (15)					10.5 - 10.7	10.4 - 10.8	10.3 - 11.0
CAPE COD CGAS (16)	10.2 - 11.7	10.2 - 11.8	10.2 - 11.9	10.2 - 12.0	10.2 - 12.1	10.2 - 12.1	10.3 - 12.2

1st EO VI (KFPS)	<b>8.4</b>	<b>8.6</b>	<b>8.8</b>	<b>9.0</b>	<b>9.2</b>	<b>9.4</b>	<b>9.6</b>
OCEANA NAS (8)		8.6 - 9.0	8.8 - 9.1	9.0 - 9.2	9.2 - 9.3		
WALLOPS (9)				9.4 - 9.6	9.2 - 9.7	9.4 - 9.8	9.6 - 9.8
GABRESKI (15)	10.3 - 11.1	10.3 - 11.2	10.3 - 11.3	10.4 - 11.3	10.4 - 11.4	10.4 - 11.5	10.4 - 11.5
CAPE COD CGAS (16)	10.3 - 12.3	10.3 - 12.3	10.3 - 12.4	10.4 - 12.4	10.4 - 12.5	10.5 - 12.6	10.5 - 12.6
PEASE INT'L (17)	11.3 - 11.7	11.3 - 11.9	11.3 - 12.0	11.3 - 12.1	11.3 - 12.2	11.3 - 12.2	11.3 - 12.3

1st EO VI (KFPS)	<b>9.8</b>	<b>10.0</b>	<b>10.2</b>	<b>10.4</b>	<b>10.6</b>	<b>10.8</b>	<b>11.0</b>
WALLOPS (9)	9.8 - 9.9						
GABRESKI (15)	10.4 - 11.6	10.5 - 11.7	10.5 - 11.7	10.5 - 11.8	10.6 - 11.8	10.8 - 11.9	11.0 - 11.9
CAPE COD CGAS (16)	10.5 - 12.7	10.5 - 12.7	10.6 - 12.8	10.6 - 12.8	10.7 - 12.9	10.8 - 12.9	11.0 - 12.9
PEASE INT'L (17)	11.3 - 12.4	11.4 - 12.5	11.4 - 12.5	11.5 - 12.6	11.5 - 12.6	11.5 - 12.7	11.5 - 12.7

1st EO VI (KFPS)	<b>11.2</b>	<b>11.4</b>	<b>11.6</b>	<b>11.8</b>	<b>12.0</b>	<b>12.2</b>	<b>12.4</b>
GABRESKI (15)	11.2 - 12.0	11.4 - 12.0	11.6 - 12.1	11.8 - 12.2	12.0 - 12.2	12.2 - 12.3	
CAPE COD CGAS (16)	11.2 - 13.0	11.4 - 13.0	11.6 - 13.1	11.8 - 13.1	12.0 - 13.2	12.2 - 13.2	12.4 - 13.2
PEASE INT'L (17)	11.5 - 12.8	11.5 - 12.8	11.6 - 12.9	11.8 - 12.9	12.0 - 13.0	12.2 - 13.0	12.4 - 13.0

1st EO VI (KFPS)	<b>12.6</b>	<b>12.8</b>	<b>13.0</b>	<b>13.2</b>	<b>13.4</b>	<b>13.6</b>	<b>13.8</b>
CAPE COD CGAS (16)	12.6 - 13.3	12.8 - 13.3	13.0 - 13.4	13.2 - 13.4	13.4 - 13.4		
PEASE INT'L (17)	12.6 - 13.1	12.8 - 13.1	13.0 - 13.1				

ASC-12b/130/A/A

NOT FLOWN

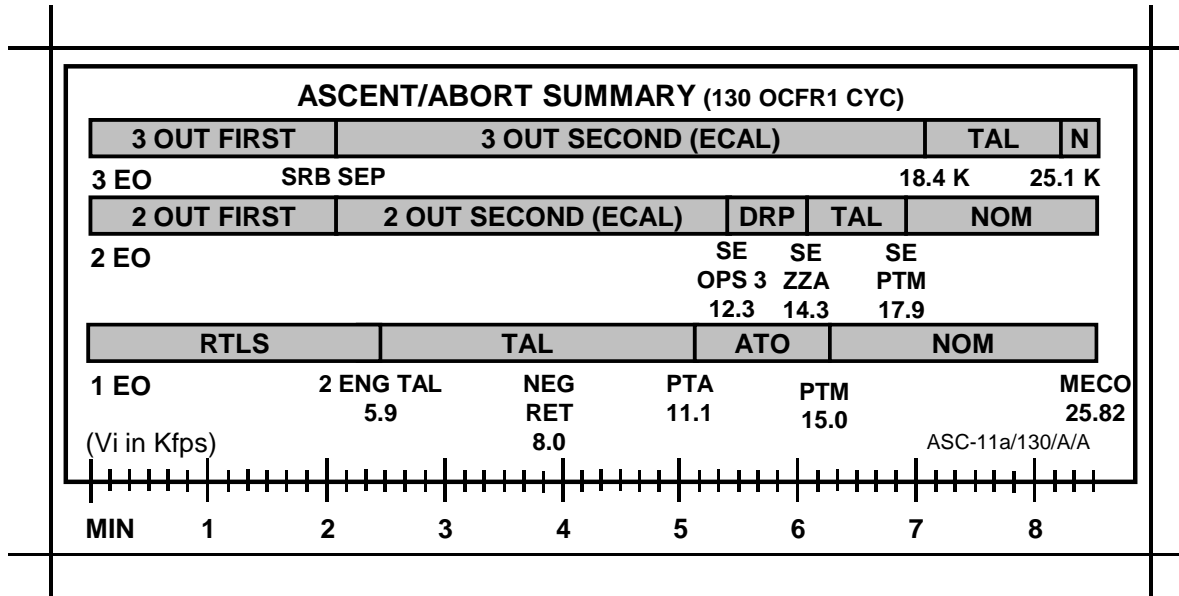
2-45

ASC/130/FIN

NOT FLOWN

2-46


ASC/130/FIN





POST OMS 1 BURN PROCEDURES

**POST  
OMS 1**



1: GNC OMS 1 MNVR EXEC	2: GNC OMS 1 MNVR EXEC
3: BFS, GNC SYS SUMM 2	

**ET PHOTO MANEUVER/MPS DUMP**

- \* If OMS 1 Burn performed, go to \*
- \* POST BURN STATUS \*

B  $\sqrt{\text{MCC}}$ ,  
ADI – REF

- \* If Feedline Fail: \*
- \*  $\sqrt{\text{MCC}}$  GO for +X and Pitch Mnvr \*
- \* At MECO + 6 min: (14:23 Nom) \*
- \* ET SEP – SEP \*
- \* At MM104 + 2 sec \*
- \* +X xlation for 11 sec \*
- \* At OMS 1 TIG: (16:05 Nom) \*
- \* Pitch up at 2°/sec until ET in O/H \*
- \* window (P ~110°) \*
- \* Go to MPS DUMP complete \*

If NO-GO for Photo Pitch Mnvr, go to MPS DUMP complete; do not pitch

**MPS DUMP start** (MECO + 2:03)

C At OMS 1 TIG + 30 sec: (MECO + 2:33)  
(10:56 Nom)

C3 DAP – INRTL: R (DISC), P (PULSE), Y (DISC),  
Orbiter pitches up

Control pitch rate 2°/sec to 3°/sec

- \* If no pitch rate, go to MPS DUMP complete \*

When ET in O/H window (MS call or P ~90°):

P – DISC

Adjust pitch photo att as reqd for MS

P **MPS DUMP complete**

F4  $\sqrt{\text{BDY FLP pb}}$  – It off (MECO + 4 min) (12:24 Nom)

- \* C If no pitch rate, \*
- \* P – DISC \*
- \* Pitch up at 2°/sec until ET \*
- \* in O/H window (P ~85°) \*

POST  
OMS 1



1: GNC OMS 1 MNVR EXEC	2: GNC OMS 1 MNVR EXEC
3: BFS, GNC SYS SUMM 2	

**C POST BURN STATUS**

NOMINAL  OMS 1 TIG TO MCC  :

- \* C **ALPHA MANAGEMENT (if reqd)** \*
- \* \*
- \* If underspeed (ATO or AOA-S) OMS 1 \*
- \* and Post OMS 1 HP ≤ 75 nm: \*
- \* Maneuver to LVLH R000, P340, Y000 \*
- \* (maintain LVLH P = 0 ± 20) \*
- \* After 10 min: \*
- \* Maneuver to LVLH P = 340 \*
- \* After 10 min: \*
- \* Maneuver to Burn Attitude \*

P When MPS dump complete:  
 R4 HYD MPS/TVC ISOL VLV (1,2,3; 5 sec interval) –  
 CL (hold each 5 sec, tb-CL)

B F6,F8 FLT CNTLR PWR (two) – OFF  
 C3 DAP – AUTO

**IF AOA**  
 If two Freon Loops ↓ or two H2O Loops ↓:  
 Go to SYS AOA  
 Otherwise, go to AOA

- \* If no comm and MPS dump complete: \*
- \* HYD MN PUMP PRESS (three) – \*
- \* LO (MA) \*

**P APU/HYD SHUTDN**

R2 √MCC  
 √APU AUTO SHTDN (three) – ENA  
 BLR PWR (three) – OFF  
 N2 SPLY (three) – OFF  
 APU OPER (1,2,3; 5 sec interval) – OFF (MA)  
 FU TK VLV (three) – CL  
 √Shutdn (HYD PRESS < 200)  
 CNTLR PWR (three) – OFF  
 √HYD MN PUMP PRESS (three) – NORM

1: GNC OMS 1 MNVR EXEC	2: GNC OMS 1 MNVR EXEC
3: BFS, GNC SYS SUMM 2	

### TAIL ONLY CONTROL (√MCC)

2: GNC 23 RCS
---------------

CRT2 OVRD FWD RCS MANF STATs 1,2,3,4 – CL

### FES & HEATER ACTIVATION

C L1 FLASH EVAP CNTLR PRI A – ON  
L2 FDLN HTR (two) – 1

P R1 O2 TK1,2 HTRS B (two) – AUTO  
H2 TK1,2 HTRS B (two) – AUTO

MS1 A12 APU HTR TK/FU LN/H2O SYS 1A,2A,3A (three) –  
AUTO

### AC BUS SNSR

R1 AC BUS SNSR (three) – OFF (1 sec),  
then AUTO TRIP

### MAJOR MODE CHANGE

CRT1 GNC, OPS 105 PRO

1: GNC OMS 2 MNVR EXEC	2: GNC OMS 2 MNVR EXEC
3: BFS, GNC OMS 2 MNVR EXEC	

1: GNC OMS 2 MNVR EXEC	2: GNC OMS 2 MNVR EXEC
3: BFS, GNC OMS 2 MNVR EXEC	

**B OMS 2 BURN SETUP**

√OMS 2 TARGETING, Flip Book

CRT1 TRIM LOAD – ITEM 6 +0.4 -5.7 +5.7 EXEC

- \* For single eng burn (good eng): \*
- \* TRIM LOAD LY – ITEM 7 +5.2 EXEC \*
- \* RY – ITEM 8 -5.2 EXEC \*
- \* OMS L – ITEM 2 EXEC \*
- \* R – ITEM 3 EXEC \*
- \* For RCS burn: \*
- \* RCS SEL – ITEM 4 EXEC \*

NOTE

Onboard computed TIG may vary slightly but is acceptable

√Targets, OMS TARGETS

LOAD – ITEM 22 EXEC  
TIMER – ITEM 23 EXEC

CRT3 √BFS TGT

1: GNC OMS 2 MNVR EXEC	2: GNC OMS 2 MNVR EXEC
3: BFS, GNC OMS 2 MNVR EXEC	

**P MPS ISOL**

NOTE

Expect multiple MAs for MPS He P  
as regs bleed down

- R2 MPS He ISOL (six) – GPC
- PNEU He ISOL – GPC
- √He I'CNCT (three) – GPC

**MPS GH2 INERTING**

- R4 MPS H2 PRESS LINE VENT – OP  
(Start watch)  
After 1 min:  
MPS H2 PRESS LINE VENT – GND

25:00 ♦ **MPS PWRDN**

- R2 MPS ENG PWR L (two) – OFF
- CTR (two) – OFF
- R (two) – OFF

1: GNC OMS 2 MNVR EXEC	2: GNC OMS 2 MNVR EXEC
3: BFS, GNC OMS 2 MNVR EXEC	

**P ET UMBILICAL DOOR CLOSURE**

\* If Feedline fail, √MCC before closure \*

WARNING  
 ET CTRLINE LATCHES must be stowed prior to L,R DR closure to prevent door drive damage

NOTE

Double times for single motor operation

R2 ET UMB DR

MODE – GPC/MAN

CTRLINE LAT – STO

√After 6 sec, CTRLINE LAT tb – STO

\* If CTRLINE LAT does not stow within 12 sec: \*

\* CTRLINE LAT – GND \*

\* √MCC \*

CTRLINE LAT – GND

L,R DR (two) – CL (tb-bp)

√After 24 sec, L,R DR tb (two) – CL

\* If doors do not close within 48 sec: \*

\* L,R DR (two) – OFF \*

\* √MCC \*

L,R LAT (two) – LAT (tb-bp)

√After 6 sec, L,R LAT tb (two) – LAT

\* If doors do not latch within 12 sec: \*

\* L,R DR (two) – OFF \*

\* LAT (two) – OFF \*

\* √MCC \*

L,R DR (two) – OFF

LAT (two) – OFF

MODE – GPC





OMS 2 BURN CARDS

**OMS 2**

MS ONLY

4-1

ASC/130/FIN



OMS 2

### OMS 2 BURN MONITOR

<b>OMS TEMP*</b> FU IN P > <span style="border: 1px solid black; padding: 2px;">L 219 R 220</span> ≤ <span style="border: 1px solid black; padding: 2px;">201 208</span> or No FU IN P	OMS ENG FAIL OMS PRPLT FAIL
<b>OMS PC* &amp; OMS ↓</b> (BFS: √accel) ENG VLV 1 or 2 < 70 or OX IN P > 227 OX IN P ≤ 227 or No OX IN P	OMS ENG FAIL OMS PRPLT FAIL
<b>OMS OX/FU TK P</b> (√ENG IN P) OX/FU LOW OX & FU HIGH	He PRESS/VAP ISOL (two) – OP If aff TK P not incr: He PRESS/VAP ISOL (two) – CL At PC < 72 or OMS TEMP or HP > <span style="border: 1px solid black; padding: 2px;">85</span> : OMS PRPLT FAIL He PRESS/VAP ISOL (two) – CL Cycle He A(B) to maintain TK P 234-284
<b>OMS He TK P LOW</b> (√ <span style="border: 1px solid black; padding: 2px;">OMS/MPS</span> )	At He P < 640 or QTY ≤ 41: If HP < <span style="border: 1px solid black; padding: 2px;">85</span> : OMS XFEED from good OMS At HP > <span style="border: 1px solid black; padding: 2px;">85</span> : OMS PRPLT FAIL
<b>OMS N2 REG P HIGH or LOW</b>	OMS ENG – ARM
<b>OMS N2 TK P LOW</b> (√ <span style="border: 1px solid black; padding: 2px;">OMS/MPS</span> )	At N2 TK P < 470: OMS ENG – ARM
<b>OMS GMBL</b> PRI fail SEC fail	L(R) OMS GMBL – SEC If high RCS usage: OMS ENG FAIL
<b>GPC</b> <b>1(4) &amp;</b> Burning OMS aff SEC GMBL lost 2 FAs lost	aff GPC PWR – OFF If SEC GMBL avail: aff MDM FF 1(4) – OFF, ON L(R) OMS GMBL – SEC If high RCS usage: OMS ENG FAIL √MAN SHUTDN
<b>I/O ERROR FA</b> <b>1(4)</b> 2 FAs lost	L(R) OMS GMBL – SEC ♦ I/O RESET (if recov: BFS I/O RESET) If high RCS usage: OMS ENG FAIL √MAN SHUTDN
<b>BCE STRG D</b> <b>1(4)</b>	I/O RESET (if recov: >>) If high RCS usage: L(R) OMS GMBL – SEC
<b>I/O ERROR PCM</b>	OI PCMMU PWR – 2(1)

\*If XFD, BLDN, or sensor fail, monitor ENG IN P for off-nominal performance

ASC-5a/130/A,O/A





# OPS 1 RCS BURN

## AFT RCS

√RCS BURN CONFIG:  
OMS TK ISOL (all) – OP OMS TK  
L(R) OMS XFEED (two) – OP switch at  
R(L) OMS XFEED (two) – CL 1/2 ΔVTOT  
AFT L,R RCS XFEED (four) – OP (If reqd)  
TK ISOL (six) – CL

TIG-2 L,R OMS He PRESS/VAP ISOL A – OP  
. . . Wait 2 sec . . .  
L,R OMS He PRESS/VAP ISOL B – OP  
√MM105  
CNTLR PWR (two) – ON  
√BURN ATT (INRTL) then REF, pb – push  
√RCS SEL  
DAP: INRTL/DISC  
:00 + X  
Maintain PITCH ATT ERR ± 3°  
Monitor OMS data  
Monitor ΔVTOT  
CUTOFF Release THC  
CNTLR PWR (two) – OFF

## FWD RCS

**FRCS BURN PREP**  
Load DUMMY target for FRCS attitude  
RCS SEL – ITEM 4 EXEC  
TIG @ TTA = 2:00 or as reqd  
ΔVX = -2.1 (ITEM 19)  
ΔVY = 0 (ITEM 20)  
ΔVZ = +1.0 (ITEM 21)  
LOAD – ITEM 22 EXEC  
TIMER – ITEM 23 EXEC  
TIG-10 Auto Mnvr to ATT  
When in attitude:  
ADI ATT – REF (push)  
Load External ΔV Burn Target  
ΔVX = +80  
ΔVY = 0  
ΔVZ = 0  
LOAD – ITEM 22 EXEC  
TIMER – ITEM 23 EXEC  
√VGOX = negative  
√VGOY = 0  
√VGOZ = +21 ± 2  
√REF ball – 0,0,0

### NOTE

Error needles invalid during burn  
Burn time = ~2X TGO  
TGT Hp =  for ASCENT

-:30 CNTLR PWR (two) – ON  
DAP: INRTL/DISC  
:00 -X  
CUTOFF CUR HP = TGT HP , release THC  
CNTLR PWR (two) – OFF

ASC-6b/130/A,O/A

POST OMS 2 BURN PROCEDURES

**POST  
OMS 2**

5-1

ASC/130/FIN



1: GNC OMS 2 MNVR EXEC	2: GNC OMS 2 MNVR EXEC
3: BFS, GNC SYS SUMM 2	

**MAJOR MODE CHANGE**

CRT1 GNC, OPS 106 PRO

1: GNC OMS 2 MNVR COAST	2: GNC OMS 2 MNVR COAST
-------------------------	-------------------------

B C4A, Stow ASC PKT (Helmet Bag)  
R3A Unstow ORBIT Cue Cards & ORB PKT

- \* If ATO, √MCC for procedure changes \*
- \* If Rev 3 deorbit reqd, go to CONT \*
- \* DEORB, LAUNCH DAY ORBIT 3 \*

Go to POST INSERT, POST INSERTION



This Page Intentionally Blank





AOA PADS

**AOA  
PADS**

6-1

ASC/130/FIN



# DIRECT INSERTION AOA DEL PAD

<u>DEORBIT</u>										
PRPLT					( )					
BURN CUE CARD:										
OMS ENG FAIL XFEED QTY CUE					%L		%R			
TOT AFT QTY 1 (%)							9 1			
TOT AFT QTY 2 (%)							5 3			
FLIP ΔV							4 8			
AFT ΔV							2 9			
B/U SITE							N / A			
FRCS: DUMP TO % (USE TIME AS CUE)					<input type="checkbox"/> OX		<input type="checkbox"/> FU			
<u>ENTRY / LANDING</u>										
EI - 5 MM303 INRTL ATT (6-30)					R		P		Y	
MM304 PREBANK (ENT MNVR Cue Card)					<input type="checkbox"/> L		<input type="checkbox"/> R			
ALTM SET (6-34)							.			
CLG INIT							:			
EXPECTED AIL TRIM					<input type="checkbox"/> L		<input type="checkbox"/> R		.	
VREL 1ST REVERSAL							.			
XCG AT TD							.			
LAND SITE		<input type="checkbox"/> <input type="checkbox"/>		RWY		<input type="checkbox"/> <input type="checkbox"/> <input type="checkbox"/> <input type="checkbox"/> <input type="checkbox"/> <input type="checkbox"/>		50K /		
<input type="checkbox"/> L		<input type="checkbox"/> OVHD		<input type="checkbox"/> <input type="checkbox"/> <input type="checkbox"/> deg		<input type="checkbox"/> <input type="checkbox"/> MLS		38K /		
<input type="checkbox"/> R		<input type="checkbox"/> STRT		<input type="checkbox"/> <input type="checkbox"/> <input type="checkbox"/> TAC				28K /		
ΔT MACH < 1 TO HAC		MAX Nz		Nz LIMIT		WINDS:		12K /		
<input type="checkbox"/> <input type="checkbox"/> :		<input type="checkbox"/> .		<input type="checkbox"/> .		(ENT MNVR Cue Card)		7K /		
ΔT HAC INIT TO H = 20K									3K /	
<input type="checkbox"/> <input type="checkbox"/> :								1K /		
AIMPOINT		SPEEDBRAKE						SURFACE /		
<input type="checkbox"/> NOM		<input type="checkbox"/> NOM		<input type="checkbox"/> <input type="checkbox"/> % @ 3K						
<input type="checkbox"/> CLOSE-IN		<input type="checkbox"/> S.F.								
<u>REMARKS:</u>										

AOA  
PADS





6-4

ASC/130/FIN

### DEORBIT MNVR PAD

OMS BOTH	1	
L	2	
R	3	
RCS SEL	4	
TV ROLL	5	
TRIM LOAD		
P	6	( ) .
LY	7	( ) .
RY	8	( ) .
WT	9	
TIG	10	/ : : .
TGT PEG 4		
C1	14	
C2	15	( ) .
HT	16	
θT	17	
PRPLT	18	( )

BURN ATT

R	24	
P	25	
Y	26	
REI		
TXX		:

ΔVTOT			.	
TGO		:		
VGO X	( )		.	
VGO Y	( )		.	
VGO Z	( )		.	
HA				
HP				
TGT			( )	

**NOTES**

RCS I'CNCT:

	L OMS → RCS
	R OMS → RCS
	NONE

BURN CARD

OMS PRPLT PAD

<p>DEORBIT BURN (1 ENG)</p>	<p>OMS XFEED RETURN at <math>\Delta VTOT =</math> <input type="text"/> <input type="text"/> <input type="text"/>          or <input type="text"/> <input type="text"/> <input type="text"/> at <input type="text"/> <input type="text"/> <input type="text"/> %</p>
<p>DEORBIT BURN (RCS)</p>	<p>RCS I'CNCT TK SW at <math>\Delta VTOT =</math> <input type="text"/> <input type="text"/> <input type="text"/>          OMS PRPLT LOW: <math>\Delta VTOT =</math> <input type="text"/> <input type="text"/> <input type="text"/></p>
<p>UNBALANCED PRPLT DEORBIT BURN</p>	<p>INITIAL CONFIG: <input type="checkbox"/> TK ISOLs - CL          While feeding 2 OMS from 1 POD:          OMS PRPLT FAIL:          Secure <input type="checkbox"/> OMS          Secure <input type="checkbox"/> OMS          Interconnect <input type="checkbox"/> OMS to RCS          THC + X for <input type="text"/> : <input type="text"/> <input type="text"/>          If <input type="checkbox"/> (XFEED) ENG '↓'          When <input type="checkbox"/> OMS QTY:          5%: <input type="checkbox"/> OMS TK ISOL (two) - OP          4%: <input type="checkbox"/> OMS TK ISOL (two) - CL          If <input type="checkbox"/> (STRAIGHT FEED) ENG '↓'          OMS ENG FAIL:          At <math>\Delta VTOT =</math> <input type="text"/> <input type="text"/> <input type="text"/>          or <input type="checkbox"/> <input type="text"/> <input type="text"/> at <input type="text"/> <input type="text"/> <input type="text"/> %  <input type="checkbox"/> TK ISOL (two) - OP  <input type="checkbox"/> TK ISOL (two) - CL          Return to 2 ENG, 2 POD FLOW:          At <math>\Delta VTOT =</math> <input type="text"/> <input type="text"/> <input type="text"/> <input type="checkbox"/> TK ISOLs - OP          OMS ENG FAIL: (XFEED CUE)          OMS QTY <input type="text"/> <input type="text"/> %L or <input type="text"/> <input type="text"/> %R</p>
<p>DEORBIT BURN (MIXED XFEED)</p>	<p>FEED FROM GOOD POD:          At <math>\Delta VTOT =</math> <input type="text"/> <input type="text"/> <input type="text"/>          or <input type="checkbox"/> <input type="text"/> <input type="text"/> at <input type="text"/> <input type="text"/> <input type="text"/> %  <input type="checkbox"/> OMS He PRESS (two) - OP                    TK ISOL (two) - OP                    XFEED (two) - OP          Secure <input type="checkbox"/> OMS          OMS PRPLT LOW:          AFT RCS RECONFIG at <math>\Delta VTOT =</math> <input type="text"/> <input type="text"/> <input type="text"/>          OMS ENG FAIL:  <input type="checkbox"/> OMS He PRESS (two) - OP                    TK ISOL (two) - OP  <input type="checkbox"/> OMS XFEED (two) - CL</p>



This Page Intentionally Blank



AOA

AOA PROCEDURES



1: GNC OMS 2 MNVR EXEC	2: GNC OMS 2 MNVR EXEC
3: BFS, GNC OMS 2 MNVR EXEC	

NOTE

Manually entered tgt data will be carried over to OPS 3 except: PASS, BFS ITEMS 5 and 18 (ILL ENTRY).

Transition to OPS 3 NLT TIG-10 min

C4F, Stow ASC PKT  
 R3A Stow ASCENT Cue Cards  
 R3F Unstow ENT PKT

F6,F8 Install AOA DEORBIT BURN and DEORBIT BURN MONITOR Cue Cards (R3A)

**IF APUs SHUTDN:**

<p><u>WARNING</u>          Ice in W/B Steam Vent may cause loss of APU/HYD</p>
--

P **W/B STEAM VENT HTR ACT**

3: BFS, SM SYS SUMM 2
-----------------------

√APU OIL IN TEMP (three) < 230 degF  
 √OUT TEMP (three) < 230 degF

NOTE

If any temp > 230, wait until temp < 230 in aff system

R2 √BLR CNTLR/HTR (three) – A  
 PWR (three) – ON  
 N2 SPLY (three) – ON

1: GNC OMS 2 MNVR EXEC	2: GNC OMS 2 MNVR EXEC
3: BFS, GNC OMS 2 MNVR EXEC	

**P MPS ISOL**

NOTE

Expect multiple MAs for MPS He P  
as regs bleed down

R2           MPS He ISOL (six)       – GPC  
              PNEU He ISOL     – GPC  
              √He I'CNCT (three) – GPC

**MPS GH2 INERTING**

R4           MPS H2 PRESS LINE VENT – OP  
              (Start watch)  
              After 1 min:  
              MPS H2 PRESS LINE VENT – GND



1: GNC OMS 2 MNVR EXEC	2: GNC OMS 2 MNVR EXEC
3: BFS, GNC OMS 2 MNVR EXEC	

**P ET UMBILICAL DOOR CLOSURE**

\* If Feedline fail, √MCC before closure \*

<p><b>WARNING</b></p> <p>ET CTRLINE LATCHES must be stowed prior to L,R DR closure to prevent door drive damage</p>
---

\* If ET Doors will not manually close and latch, prior to OPS 3 transition:

2: GNC 51 OVERRIDE
--------------------

\* ET UMB DR CLOSE – ITEM 40(30) EXEC \*

**NOTE**

Double times for single motor operation

R2

ET UMB DR

MODE – GPC/MAN

CTRLINE LAT – STO

√After 6 sec, CTRLINE LAT tb – STO

\* If CTRLINE LAT does not stow within 12 sec: \*

\* CTRLINE LAT – GND \*

\* √MCC \*

CTRLINE LAT – GND

L,R DR (two) – CL (tb-bp)

√After 24 sec, L,R DR tb (two) – CL

\* If doors do not close within 48 sec: \*

\* L,R DR (two) – OFF \*

\* √MCC \*

L,R LAT (two) – LAT (tb-bp)

√After 6 sec, L,R LAT tb (two) – LAT

\* If doors do not latch within 12 sec: \*

\* L,R DR (two) – OFF \*

\* LAT (two) – OFF \*

\* √MCC \*

L,R DR (two) – OFF

LAT (two) – OFF

MODE – GPC

1: GNC OMS 2 MNVR EXEC	2: GNC OMS 2 MNVR EXEC
3: BFS, GNC OMS 2 MNVR EXEC	

### RECONFIG DPS FOR ENTRY

<b>CAUTION</b>
If recovering string(s) due to failed GPC(s), all FCS CH(s) to AUTO prior to OPS 301 PRO

CRT1 GNC, OPS 301 PRO (√DAP)  
 CRT3 BFS, GNC, OPS 301 PRO

CRT1 GNC, OPS 302 PRO

1: GNC 50 HORIZ SIT	2: GNC DEORB MNVR EXEC
3: BFS, GNC DEORB MNVR EXEC	

√RWY Selection  
 AOA RWY OPTIONS

ALL INCLINATIONS		
SITE	RWY	MLS
1	KSC 15	8
	KSC 33	6
40	EDT 22R	8
	EDT 04L	6
42	NOR 17	6
	NOR 23	6
43	NOR 05	–
	NOR 35	–
44	EDW 15	–
	EDW 18L	–
45	EDW 22	8/†
	EDW 04	6

† MSBLS Jr. Channel 8 – Requires Uplink





1: GNC DEORB MNVR EXEC | 2: GNC DEORB MNVR EXEC  
3: BFS, DEORB MNVR EXEC

**OMS BURN TIG ADJUST (if reqd)**

CRTX LOAD – ITEM 22 EXEC  
TIMER – ITEM 23 EXEC

Determine  $\Delta$ TIG (if REI – REF > 50)  
from OMS TARGETS

CRTX Enter new TIG

LOAD – ITEM 22 EXEC  
TIMER – ITEM 23 EXEC

Repeat until  $\Delta$ RANGE < 50

CRT3  $\sqrt$ BFS TGT

**MNVR TO DEORBIT BURN ATTITUDE**

B F6,F8  $\sqrt$ ADI ATT (two) – INRTL  
 $\sqrt$ ERR (two) – 5  
 $\sqrt$ RATE (two) – 5

C MNVR – ITEM 27 EXEC (\*)  
( $\sqrt$ ADI ATT with CRT BURN ATT)

3: BFS, GNC SYS SUMM 2

TIG-5 B R3A Go to AOA DEORBIT BURN (Cue Card)



This Page Intentionally Blank



DEORBIT  
CARDS

AOA DEORBIT BURN AND DEORBIT BURN MONITOR CARDS

MS ONLY

6-17

ASC/130/FIN

DEORBIT CARDS

## DEORBIT BURN MONITOR

<b>OMS TEMP*</b> FU IN P $\geq$ <table border="1" style="display: inline-table; vertical-align: middle;"> <tr><td style="padding: 2px;">L</td><td style="padding: 2px;">R</td></tr> <tr><td style="padding: 2px;">219</td><td style="padding: 2px;">220</td></tr> <tr><td style="padding: 2px;">201</td><td style="padding: 2px;">208</td></tr> </table> or No FU IN P	L	R	219	220	201	208	Oms Eng Fail Oms PRPLT Fail
L	R						
219	220						
201	208						
<b>Oms PC* &amp; Oms ↓</b> (BFS: $\sqrt{\text{accel}}$ ) ENG VLV 1 or 2 < 70 or OX IN P > 227 OX IN P $\leq$ 227 or No OX IN P	Oms Eng Fail Oms PRPLT Fail						
<b>Oms OX/FU TK P</b> ( $\sqrt{\text{ENG IN P}}$ ) OX/FU LOW  OX & FU HIGH	He PRESS/VAP ISOL (two) – OP If aff TK P not incr: He PRESS/VAP ISOL (two) – CL At PC < 72 or OMS TEMP: Oms PRPLT Fail  He PRESS/VAP ISOL (two) – CL Cycle He A(B) to maintain TK P 234-284						
<b>Oms GMBL</b> PRI fail SEC fail	L(R) Oms GMBL – SEC If high RCS usage: Oms Eng Fail						
<b>GPC</b> <b>1(4) &amp;</b> Burning Oms aff  SEC GMBL lost 2 FAs lost	aff GPC PWR – OFF If SEC GMBL avail: aff MDM FF 1(4) – OFF,ON L(R) Oms GMBL – SEC  If high RCS usage: Oms Eng Fail $\sqrt{\text{MAN SHUTDN}}$						
<b>I/O ERROR FA</b> <b>1(4)</b>  2 FAs lost	L(R) Oms GMBL – SEC ♦ I/O RESET (if recov: BFS I/O RESET) If high RCS usage: Oms Eng Fail $\sqrt{\text{MAN SHUTDN}}$						
<b>BCE STRG D</b> <b>1(4)</b>	I/O RESET (if recov: >>) If high RCS usage: L(R) Oms GMBL – SEC						
<b>RM DLMA IMU</b> or <b>ABOVE SAFE</b> HP $\Rightarrow$ <table border="1" style="display: inline-table; vertical-align: middle;"> <tr><td style="width: 20px; height: 15px;"></td><td style="width: 20px; height: 15px;"></td></tr> </table> <b>GPC SET SPLIT</b> or <b>BELOW SAFE</b> HP $\Rightarrow$			STOP BURN: Oms Eng(s) – OFF >>  IMU DLMA: After C/O: $\sqrt{\text{timer}}$ <b>G21</b> If any IMU ACC > 0.03: aff IMU – desel I'cnct Oms to RCS ( $\sqrt{\text{RCS Burn Time}}$ ) THC +X to TGT HP (EOM) or 3.5 x timer at C/O (AOA) SET SPLIT: Go to "GPC" above				
<b>I/O ERROR PCM</b>	OI PCMMU PWR – 2(1)						

\*If XFD, BLDN, or sensor fail, monitor ENG IN P for off-nominal performance

ENT-2a/130/A,O,D,E/A





This Page Intentionally Blank



MS ONLY

6-19

ASC/130/FIN







**AOA DEORBIT BURN (1 ENG)**

- √MM302      √OMS L or R
- √OMS BURN CONFIG (L or R XFEED)
- Enter TGO + 10 sec
- √TRIM: P +0.4, LY +5.2, RY -5.2
- L,R OMS He PRESS/VAP ISOL A (two) – OP
- ... Wait 2 sec ...      B (two) – OP
- √DAP – AUTO(PASS)/DISC
- ADI – LVLH(REF)/HI/MED
- FLT CNTLR PWR (two) – ON
- TIG-2      Good OMS ENG – ARM/PRESS
- :15      EXEC
- :15      If OMS AFT QTY < 11%, THC +X to OMS IGN + 1 sec
- :00      Start watch (√P<sub>C</sub>, ΔVTOT, ENG VLVs)

OMS XFEED RETURN at ΔVTOT =   
 or  at  %  
 L,R OMS TK ISOL (four) – OP  
 XFEED (four) – CL

- \* **OMS PRPLT FAIL (CONTINUE BURN):** \*
- \* OMS ENG – OFF \*
- \* ITEM 18 +0 EXEC \*
- \* Secure aff OMS \*
- \* √ADI – LVLH, center needles \*
- \* Interconnect good OMS to RCS \*
- \*     THC +X (√OMS% vs RCS Burn Time) \*
- \*     AFT RCS RECONFIG \*
- \*     RCS COMPLETION \*
- \* **OMS ENG FAIL (CONTINUE BURN):** \*
- \* OMS ENG – OFF \*
- \* √ADI – LVLH, center needles \*
- \* Interconnect good OMS to RCS \*
- \*     THC +X (√OMS% vs RCS Burn Time) \*
- \*     RCS I'CNCT TK SW \*
- \*     THC +X (√OMS% vs RCS Burn Time) \*
- \*     AFT RCS RECONFIG \*
- \*     RCS COMPLETION \*
- \* **RCS +X JET FAIL OFF:** \*
- \* ITEM 18 +0 EXEC \*
- \*  Resel jet      ASC-8b/A/B \*

HINGE

MS ONLY

6-22

ASC/130/FIN

HINGE

\* **RCS COMPLETION:**

\* If DIRECT INSERTION:

\* THC +X to  $\Delta VTOT = 0$  or TOT AFT QTY 1    %

\* At AFT QTY 1 if CUR  $\Delta VTOT$ : THC +X to FLIP  $\Delta V$  or TOT AFT QTY 2    % then FRCS COMPLETION

\* FLIP  $\Delta V$    ----- FRCS COMPLETION

\* AFT  $\Delta V$    ----- THC +X to TGT  $\Delta V$

\* TGT  $\Delta V$    -----

\* If w/OMS 1:

\* THC +X to TGT HP or TOT AFT QTY 1    %

\* At AFT QTY 1 if CUR HP: THC +X to FLIP HP or TOT AFT QTY 2    % then FRCS COMPLETION

\* FLIP HP   ----- FRCS COMPLETION

\* AFT HP   ----- THC +X to TGT HP

\* TGT HP   -----

\* **FRCS COMPLETION:**

\* Mnv to -X Att (pitch up at 3°/sec to VGOz = +1/4  $\Delta VTOT$ )

\* THC -X to  $\Delta VTOT = 0$  or FRCS depletion (JETS FAIL OFF)

CUTOFF

+ :02 OMS ENG – OFF (If < 3 IMU, at  :  )

\* AFT RCS RECONFIG if INTERCONNECT \*

Trim X,Z residuals < 2 fps (< 0.5 fps if shallow)

ASC-8bb/130/A/A

**AOA DEORBIT BURN (RCS)**

√MM302      √RCS SEL  
√RCS BURN CONFIG (L OMS I'CNCT)

L,R OMS He PRESS/VAP ISOL A (two) – OP  
... Wait 2 sec ...                      B (two) – OP

√DAP – INRTL/DISC  
ADI – LVLH(REF)/MED/MED  
FLT CNTLR PWR (two) – ON

TIG      THC +X  
Maintain PITCH ATT ERR ± 3°  
Monitor ΔVTOT

RCS I'CNCT TK SW at ΔVTOT =   
R OMS XFEED (two) – OP  
L OMS XFEED (two) – CL

-----  
| **OMS PRPLT LOW** |  
| AFT RCS RECONFIG AT ΔVTOT =  |  
RCS COMPLETION

- \* **OMS PRPLT FAIL (MULTIPLE JETS FAIL OFF):** \*
- \*    Secure aff OMS \*
- \*    ITEM 18 +0 EXEC \*
- \*    G23 Resel jets \*
- \*    Interconnect good OMS to RCS \*
- \*    THC +X (√OMS% vs RCS Burn Time) \*
- \*    AFT RCS RECONFIG \*
- \*    RCS COMPLETION \*
- \* **RCS +X JET FAIL OFF:** \*
- \*    ITEM 18 +0 EXEC \*
- \*    G23 Resel jets \*

ASC-7a/A/B

HINGE

MS ONLY

6-24

ASC/130/FIN

HINGE

\* **RCS COMPLETION:**

\* If DIRECT INSERTION:

\* THC +X to  $\Delta VTOT = 0$  or TOT AFT QTY 1    %

\* At AFT QTY 1 if CUR  $\Delta VTOT$ :  
\* THC +X to FLIP  $\Delta V$  or  
\* TOT AFT QTY 2    % then  
\* FRCS COMPLETION

\* FLIP     -----  
\*  $\Delta V$  4 8  
\* FRCS COMPLETION

\* AFT     -----  
\*  $\Delta V$  2 9  
\* THC +X to TGT  $\Delta V$

\* TGT     -----  
\*  $\Delta V$  0 0

\* If w/OMS 1:

\* THC +X to TGT HP or TOT AFT QTY 1    %

\* At AFT QTY 1 if CUR HP:  
\* THC +X to FLIP HP or  
\* TOT AFT QTY 2    % then  
\* FRCS COMPLETION

\* FLIP     -----  
\* HP  
\* FRCS COMPLETION

\* AFT     -----  
\* HP  
\* THC +X to TGT HP

\* TGT     -----  
\* HP

\* **FRCS COMPLETION:**

\* Mvnr to -X Att (pitch up at 3°/sec to VGOz = +1/4  $\Delta VTOT$ )  
\* THC -X to  $\Delta VTOT = 0$  or FRCS depletion (JETS FAIL OFF)

CUTOFF:

VGOx = 0, release THC  
AFT RCS RECONFIG  
Trim Inplane X,Z residuals < 2 fps (< 0.5 fps if shallow)

ASC-7aa/130/A/A



This Page Intentionally Blank



MS ONLY

6-26

ASC/130/FIN







**POST D/O  
BURN**

AOA POST DEORBIT BURN

6-27

ASC/130/FIN



1: GNC DEORB MNVR EXEC	2: GNC DEORB MNVR EXEC
3: BFS, GNC SYS SUMM 2	

B F6,F8      FLT CNTLR PWR (two) – OFF  
 C3            √DAP: AUTO

**P OMS/RCS POST BURN RECONFIG**

**POST D/O  
BURN**

**IF I'CNCT**  
 Perform I'CNCT RETURN  
 (ENT PKT, RCS)

O7      AFT L,R RCS  
           √He PRESS (four)                    – OP (tb-OP)  
           √TK ISOL (six)                      – GPC (tb-OP)  
           MANF ISOL 1,2,3,4 (eight) – OP (tb-OP)  
           √XFEED (four)                      – GPC (tb-CL)

O8      FWD RCS  
           TK ISOL (two) – OP (tb-OP)  
 L,R OMS  
           He PRESS/VAP ISOL (four) – CL  
           TK ISOL (four)                      – OP (tb-OP)

\* If OMS PRPLT FAIL:                    \*  
 \*    √Aff TK ISOL (two) – CL        \*

XFEED (four) – CL (tb-CL)

Determine Prebank  
 Determine ΔHP (CUR HP -TGT HP)

Use RECOVERY PREBANK TABLES  
 Record Prebank on ENTRY MANEUVERS  
 Cue Card

1: GNC DEORB MNVR EXEC	2: GNC DEORB MNVR EXEC
3: BFS, GNC SYS SUMM 2	

**RECOVERY PREBANK TABLES (KSC)**

\* NOTE: APPLICABLE ONLY IF OMS 1 REQD \*

\* (ATO/AOA steep entries) **KSC** \*

ΔHP	0	3	6	10	13	17	20	23	26
PREBANK	0	45	75	95	100	110	120	140	175

\* (ATO/AOA shallow entries) **KSC** \*

ΔHP	0	1	2	3	4	5	6	7	8
PREBANK	90	110	115	120	125	135	145	160	180

130 ocf

**C POST BURN STATUS**

NOMINAL

ΔTIG

	:		
--	---	--	--

P CRT2 **GNC, OPS 303 PRO**

1: GNC DEORB MNVR COAST	2: GNC DEORB MNVR COAST
-------------------------	-------------------------

1: GNC DEORB MNVR COAST	2: GNC DEORB MNVR COAST
3: BFS, GNC SYS SUMM 2	

C CRT1    √Uplinked INRTL EI-5 MM303 ATT with DEL PAD

- \* If no Deorbit TGT uplink, enter INRTL \*
- \* EI-5 MM303 ATT from DEL PAD: \*
- \*    R – ITEM 24 + \_\_\_\_\_ \*
- \*    P – ITEM 25 + \_\_\_\_\_ \*
- \*    Y – ITEM 26 + \_\_\_\_\_ \*

Mnvr to EI-5 ATT – ITEM 27 EXEC (\*)

- \* If UNDERBURN or no DEL PAD, \*
- \* manually mnvr to LVLH R001, Y358, \*
- \* P per table below \*

TIME to EI (min)	LVLH PITCH (deg)
20	339
	343
	347
	351
	355
15	359
	3
	7
	11
	15
10	19
	23
	27
	31
	35
5	39



1: GNC 53 CONTROLS                      2: BFS, GNC SYS SUMM 2

3: GNC DEORB MNVR COAST

1: GNC 23 RCS                              2: GNC DEORB MNVR COAST

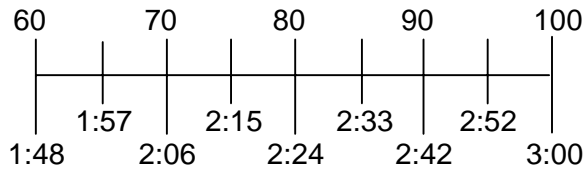
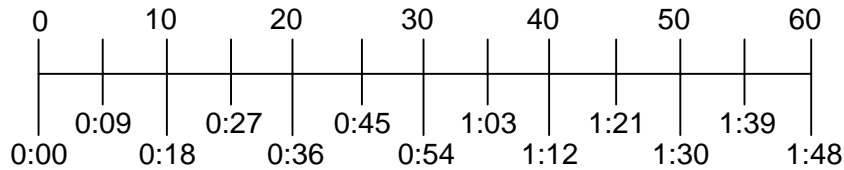
3: BFS, GNC SYS SUMM 2

**P FRCS DUMP**

Determine FWD RCS 'DUMP TO %' using lowest of OX or FU qty (calculator or DEL PAD)

FOUR JET DUMP:

FRCS PRPLT TO BE DUMPED (%)



TIME FROM DUMP INITIATION (M:S)

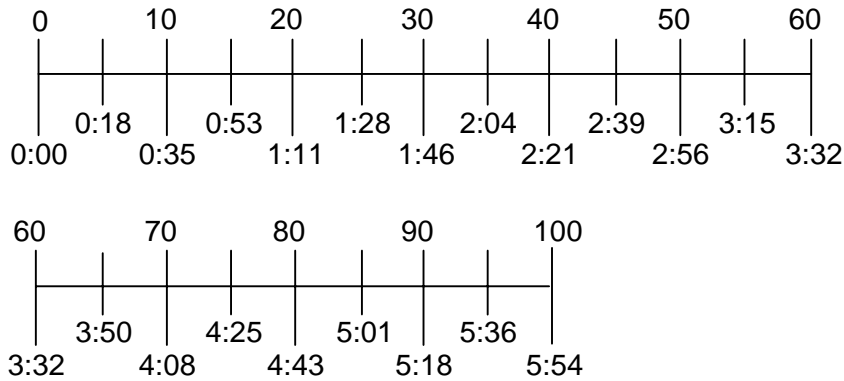
NOTE

During dump, disregard FRCS qty

1: GNC 23 RCS	2: GNC DEORB MNVR COAST
3: BFS, GNC SYS SUMM 2	

TWO JET DUMP:

FRCS PRPLT TO BE DUMPED (%)



TIME FROM DUMP INITIATION (M:S)

NOTE

During dump, disregard FRCS qty

CRT2      FWD RCS ARM – ITEM 36 EXEC  
                     DUMP – ITEM 37 EXEC  
                     (Start watch)  
                     When dump time achieved:  
                     FWD RCS OFF – ITEM 38 EXEC

1: GNC DEORB MNVR COAST
-------------------------

1: GNC DEORB MNVR COAST	2: GNC DEORB MNVR COAST
-------------------------	-------------------------

3: BFS, GNC SYS SUMM 2
------------------------

2: GNC 50 HORIZ SIT
---------------------

3: BFS, GNC 50 HORIZ SIT
--------------------------

**HORIZ SIT CONFIG**

ALTM – ITEM 9 + 

		.		
--	--	---	--	--

	<u>PASS ITEM</u>	<u>BFS ITEM</u>
PTI	INH √1	
LAND SITE (AOA DEL PAD)	√41	√41
RWY (AOA DEL PAD)	√3	√3
	√4	√4
TAEM TGT		
G&N	OVHD √6	blank
HSI	blank	blank
XEP	NEP √7	NEP √7
AIM (AOA DEL PAD)	NOM √8	NOM √8
	(or CLSE)	or (CLSE)
SPDBK	NOM √39	
NAV		
GPS	INH √43	INH √43
DRAG H	AUT √22	AUT √22
ADTA H	INH √26	INH √26
MLS	AUT √50	
G&C		
GPS	INH √48	
ADTA	INH √29	AUT √28

\* If BFS engaged: \*

\* Set HSD BFS ITEMS to PASS Config \*





1: GNC DEORB MNVR COAST	2: GNC 50 HORIZ SIT
3: GNC 51 OVERRIDE	

- \* **If APUs shut down:** \*
- \* Perform APU RESTART \*
- \* (ENT PKT, APU/HYD) \*

**PRE EI CHECKLIST**

- \* If less than four PASS GPCs, config FCS \*
- \* CHs so that each GPC cmd equals number \*
- \* of CHs. See table on POST OPS 3/GRTLS \*
- \* TRANSITION RESTRING (Cue Card) \*
- \* \*
- \* 

GNC 53 CONTROLS
-----------------

 \*
- \* \*
- \* Config SURF FBK (See table on POST \*
- \* OPS 3/GRTLS TRANSITION RESTRING \*
- \* (Cue Card) \*
- \* \*

2: GNC DEORB MNVR COAST	
3: BFS, GNC DEORB MNVR COAST	

- B F6,F8 FLT CNTLR PWR (two) – ON
- P If SECONDARY ACTUATOR CHECK performed:
- R2 HYD MN PUMP PRESS (one) – NORM
- Go to ENTRY MANEUVERS (Cue Card)



OMS FAILURE

**OMS  
FAILURE**



MS ONLY

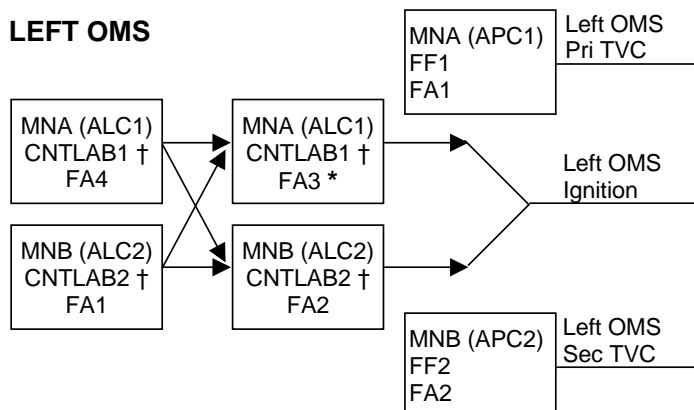
6-37

ASC/130/FIN



## OMS FAILURES

### LEFT OMS

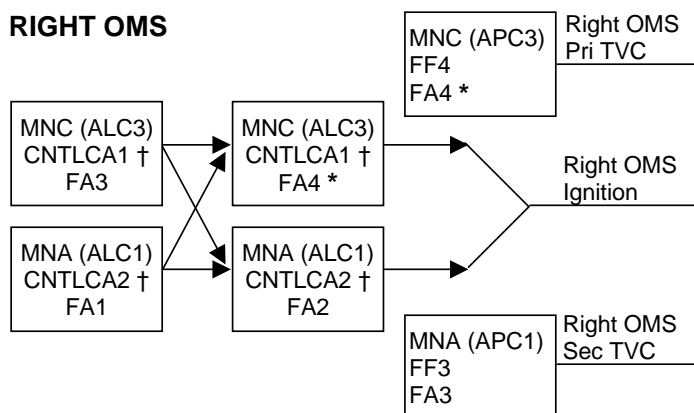


† If CNTL AB1 or AB2 (CA1 or CA2) failed and ign path still exists at OMS fail, assume L(R) OMS ↓ is PRPLT FAIL

\* If L(R) P<sub>c</sub> failed high during burn, or FA3(4) failed, at L(R) OMS fail, no guidance downmode after L(R) OMS ENG switch OFF (TGO slow, ADI needles in error, 6 ft/s underburn)

OMS FAILURE

### RIGHT OMS



If two FA MDMs lost		
MDMs	Preburn: ENG – OFF	During burn: MAN SHUTDN
1,2	LEFT (TVC)	BOTH
1,3	RIGHT (IGN)	LEFT
1,4	LEFT (IGN)	RIGHT
2,3	LEFT (IGN)	RIGHT
2,4	RIGHT (IGN)	LEFT
3,4	RIGHT (TVC)	BOTH

ASC-5b/A,O,E/I



OMS/RCS ΔV

**OMS/  
RCS ΔV**



### OMS He PRESS/ $\Delta$ V/BURN TIME

OMS% GAGE	OMS He Press	OMS $\Delta$ V	RCS $\Delta$ V	RCS BURN MIN:SEC
86.8	4320	426	354	13:15
85	4250	417	346	12:57
80	4050	391	325	12:09
75	3850	366	304	11:21
70	3650	340	283	10:33
65	3450	315	262	09:45
60	3250	289	241	08:57
55	3050	263	219	08:09
50	2850	237	198	07:21
45	2650	212	177	06:33
40	2450	186	155	05:44
35	2250	160	134	04:56
30	2050	134	112	04:08
25	1850	107	91	03:20
20	1650	81	69	02:32
15	1450	55	47	01:43
10	1250	29	24	00:54
5	1050	2	2	00:04

OMS/  
RCS  $\Delta$ V

<b>OMS-2/AOA <math>\Delta</math>V</b>
<b>ARCS <math>\Delta</math>V fps =</b> $\boxed{0.7} \times [L\% + R\% - \text{AFT QTY } 1]$
<b>FRCS <math>\Delta</math>V fps =</b> $\boxed{0.8} \times \text{FRCS } \%$
<b>OMS <math>\Delta</math>V fps =</b> $\boxed{5.1} \times \text{OMS } \%$

NOTE: Uses assumed vehicle weight of  $\boxed{256,754}$  lb

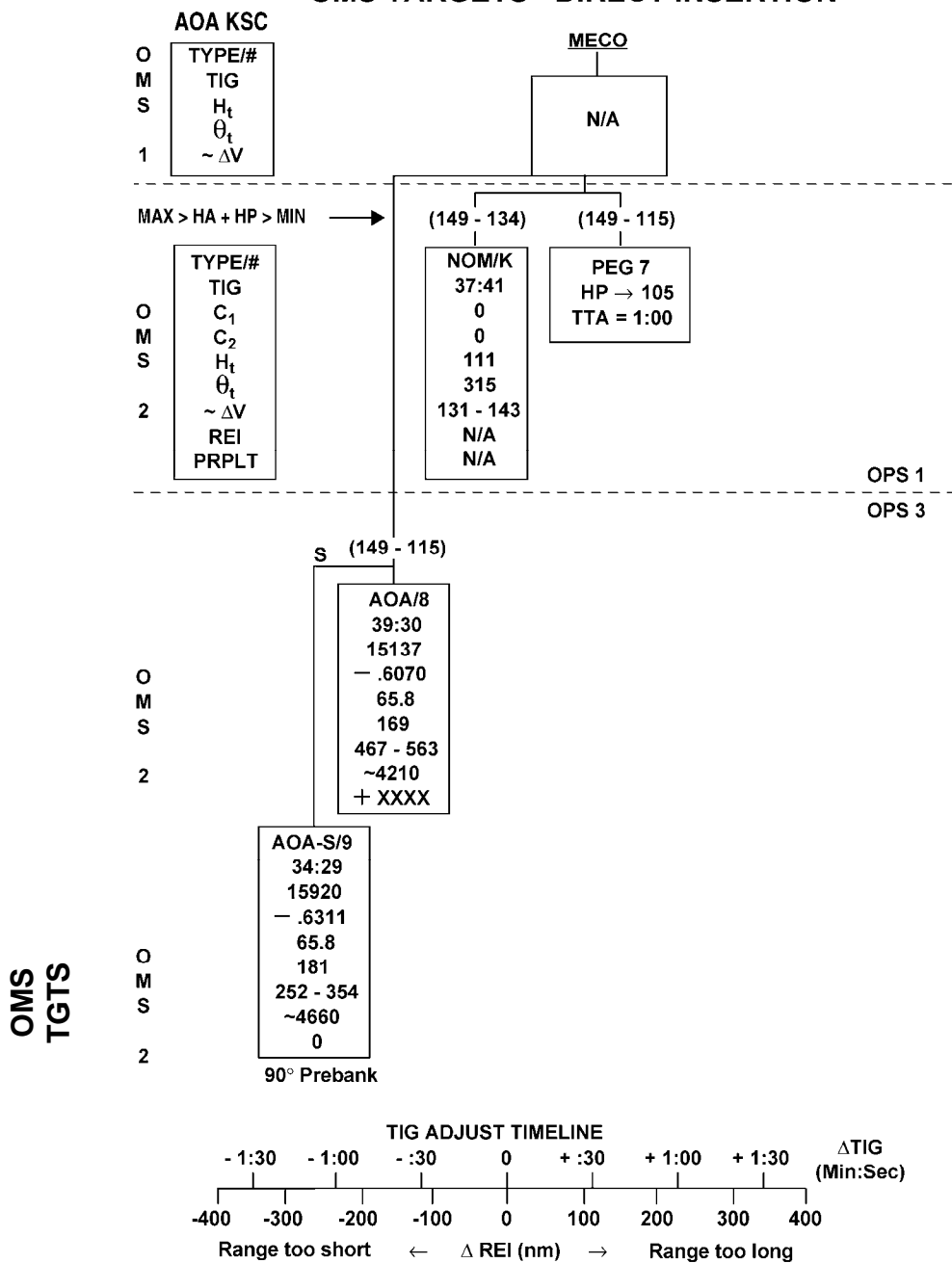


OMS TARGETS, COMM COVERAGE, LAND SITES

**OMS  
TGTS**

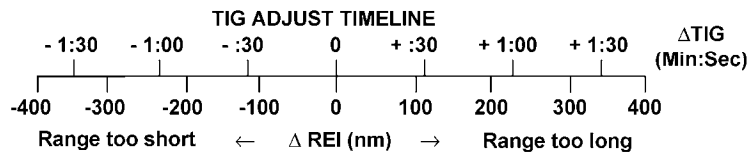
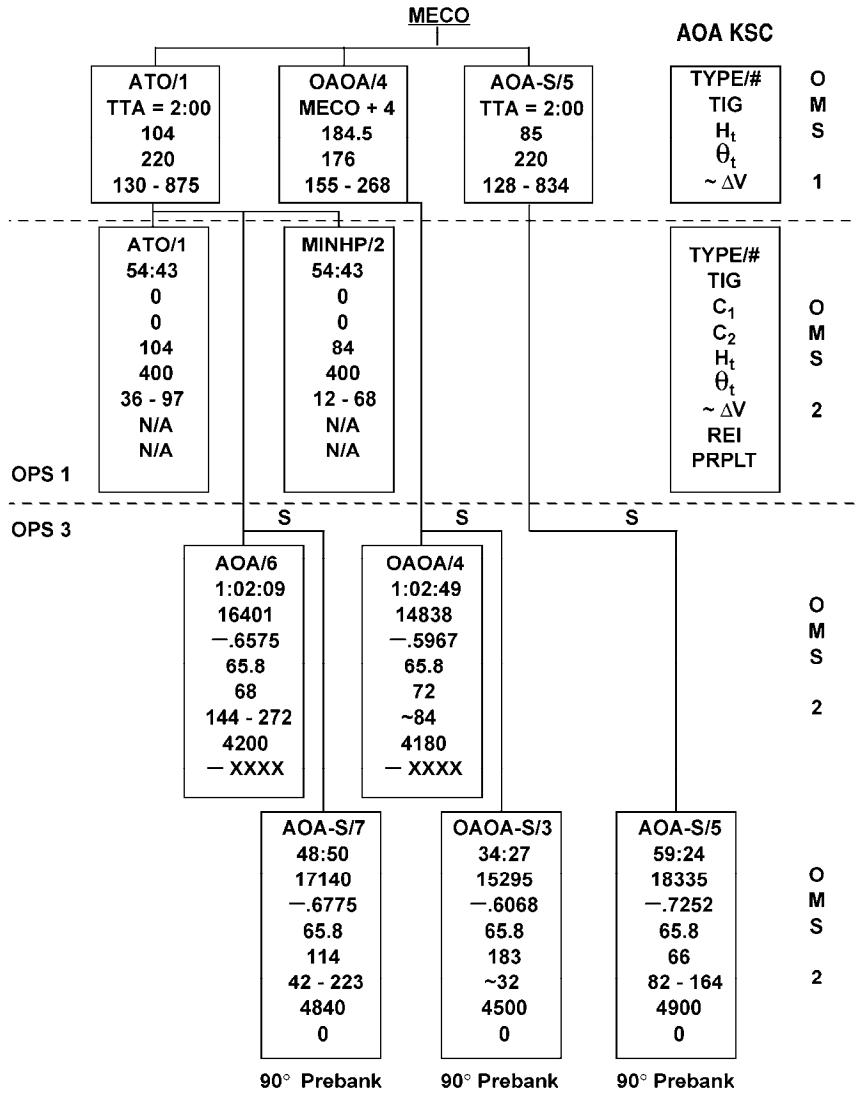


# STS-130 OCF CY OMS TARGETS - DIRECT INSERTION

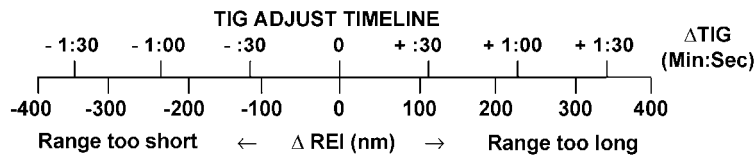
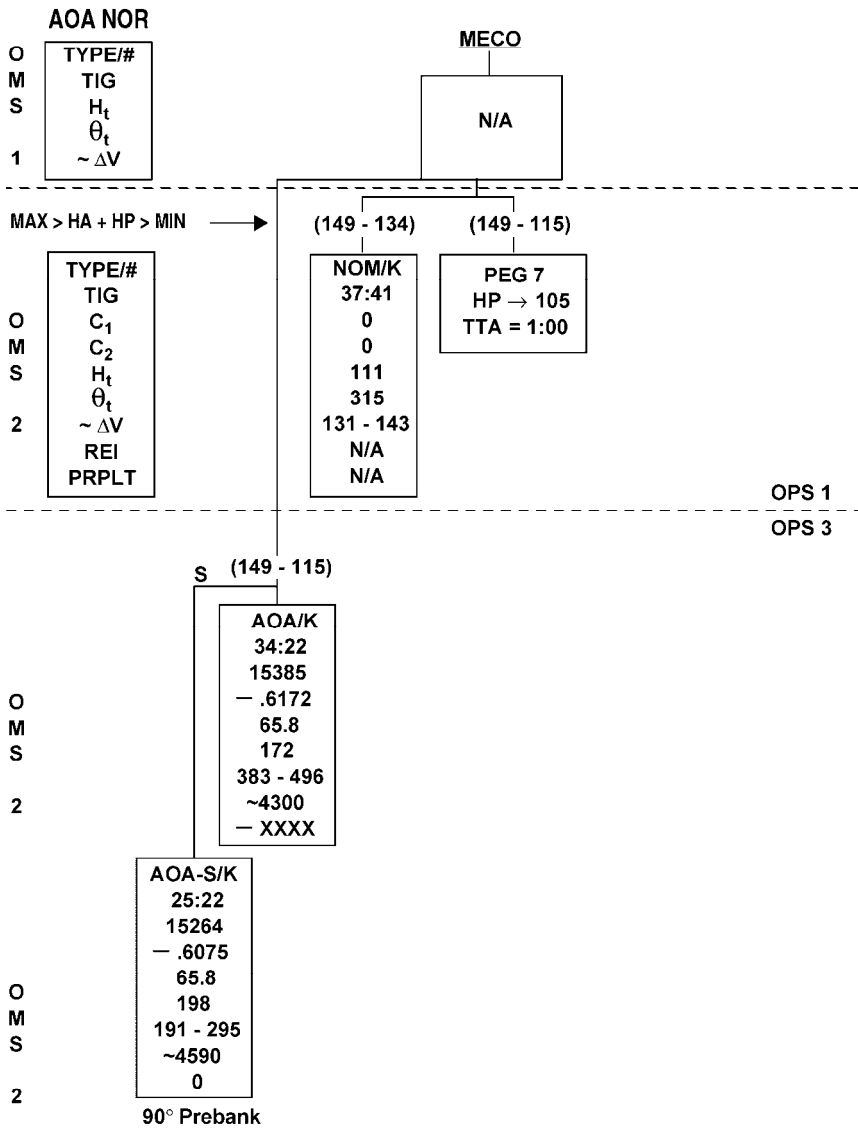




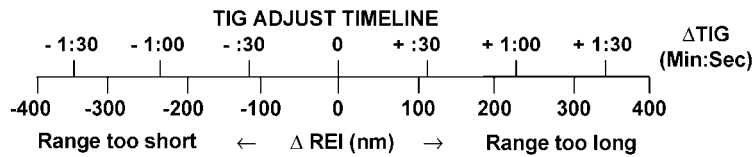
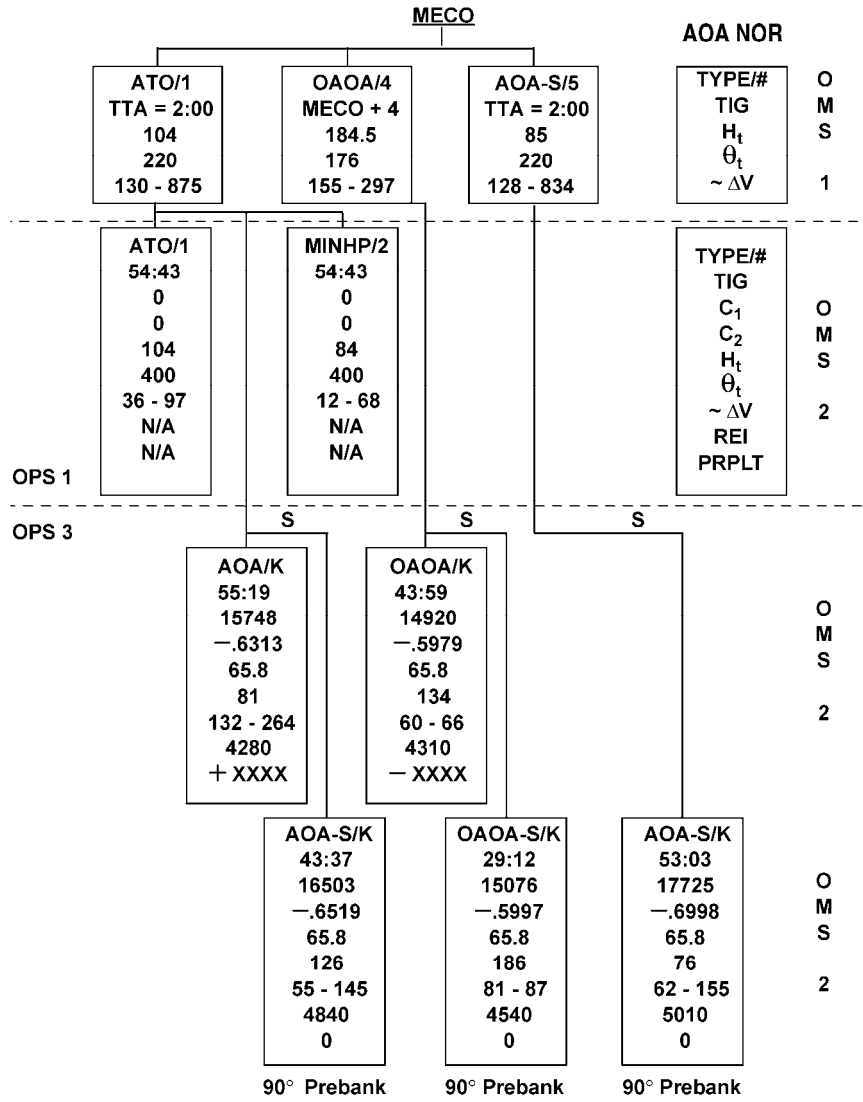
# STS-130 OCF CY OMS TARGETS - W/OMS 1



# STS-130 OCF CY OMS TARGETS - DIRECT INSERTION

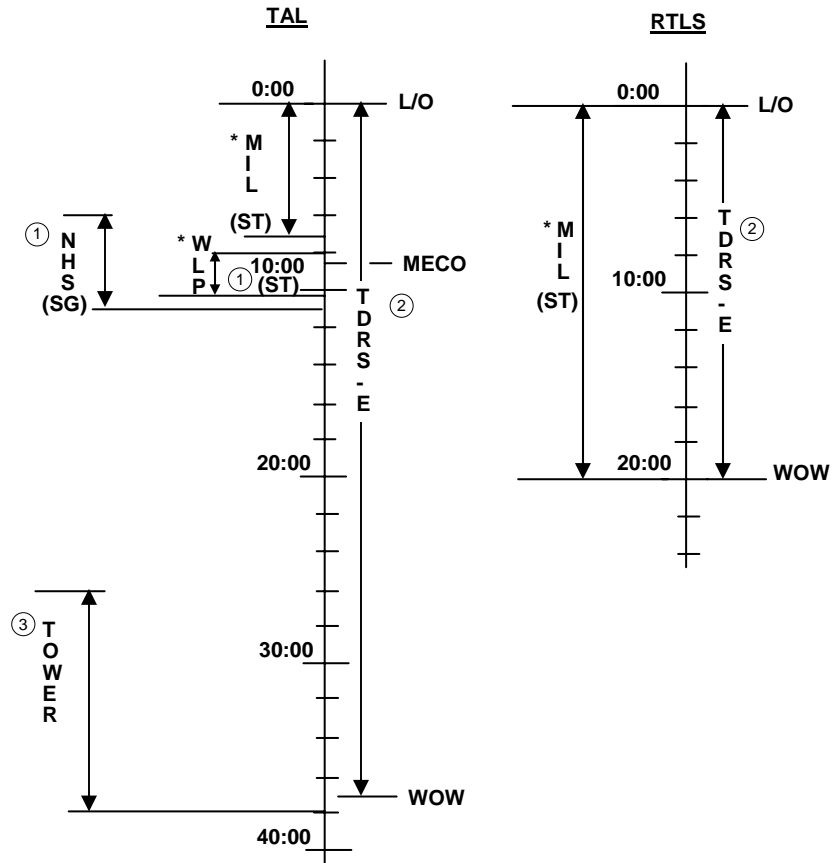


# STS-130 OCF CY OMS TARGETS - W/OMS 1



**COMM  
COVER**

## COMMUNICATION COVERAGE – (TAL/RTLS)



**MODE**

ST – STDN  
 SG – SGLS

\*UHF available

**NOTE:** ① NHS/WLP coverage only on high inclinations

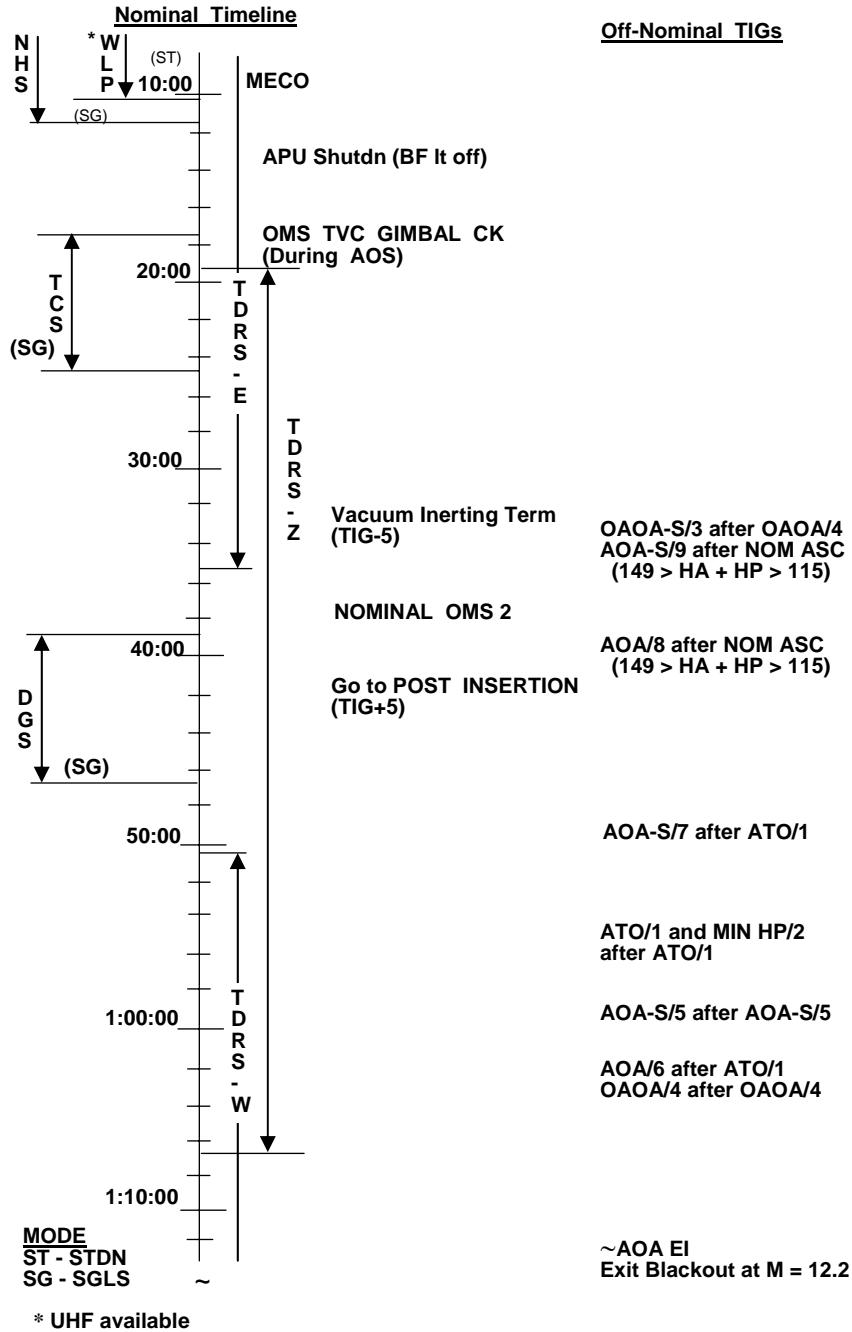
② ET blocks coverage until vehicle upright

③ Tower UHF installed at all TAL sites

**COMM  
 COVER**

# COMMUNICATION COVERAGE – (AOA to **KSC**)

LAND  
SITE



STS-130 LANDING SITE TABLE  
(50° to 63.5° INCLINATION)

S I T E	LOCATION	RWY	MLS CH	LG	+ OVR RUN
1	KSC	KSC 15 KSC 33	8 6	15000 15000	1000 1000
2	BEN GUERIR	BEN 36 BEN 18	- -	13720 13220	0 1000
3	MORON AB	MRN 20 MRN 02	◆6 -	11730 11730	1000 1000
4	ZARAGOZA	ZZA 30L ZZA 12R	◆6 -	12200 12200	1000 1010
5	MYRTLE BEACH	MYR 36 MYR 18	- -	9500 9500	1000 1000
6	WILMINGTON	ILM 06 ILM 24	- -	7500 7500	0 0
7	CHERRY POINT	NKT 32L NKT 23R	- -	7110 7100	800 880
8	OCEANA NAS	NTU 32R NTU 23L	- -	7500 11500	0 0
9	WALLOPS	WAL 28 WAL 04	- -	7510 8750	0 0
10	DOVER AFB	DOV 32 DOV 19	- -	12400 9100	0 0
11	ATLANTIC CITY	ACY 31 ACY 13	- -	9500 9500	0 0
12	BEN GUERIR	BEN 36 BEN 18	- -	13720 13220	0 1000
13	*MORON AB	MRN 20 MRN 02	◆6 -	11730 11730	1000 1000
14	*ZARAGOZA	ZZA 30L ZZA 12R	◆6 -	12200 12200	1000 1010
15	GABRESKI	FOK 06 FOK 24	- -	8500 8500	1000 1000

◆ Available for TAL Only

\* LO XRNG TAL Site **Length** after displaced threshold

**STS-130 LANDING SITE TABLE  
(50° to 63.5° INCLINATION)**

<b>S I T E</b>	<b>LOCATION</b>	<b>RWY</b>	<b>MLS CH</b>	<b>LG</b>	<b>+ OVR RUN</b>
16	CAPE COD CGAS	FMH 32	-	9000	0
		FMH 23	-	7500	0
17	PEASE INT'L	PSM 34	-	10020	0
		PSM 16	-	10020	0
18	HALIFAX INT'L	YHZ 23	-	8800	0
		YHZ 32	-	7700	0
19	STEPHENVILLE	YJT 09	-	9500	0
		YJT 27	-	9500	0
20	ST JOHNS INT'L	YYT 29	-	8500	0
		YYT 11	-	8500	0
21	GANDER INT'L	YQX 21	-	9700	0
		YQX 31	-	8900	0
22	GOOSE BAY	YYR 26	-	10550	0
		YYR 34	-	9080	0
23	LAJES	LAJ 15	-	10870	970
		LAJ 33	-	10870	990
24	BEJA	BEJ 01L	-	10820	0
		BEJ 19R	-	10820	900
25	KEFLAVIK	IKF 20	-	9520	0
		IKF 29	-	9560	0
26	SHANNON	INN 06	-	9540	0
		INN 24	-	9540	0
27	FAIRFORD	FFA 27	-	9490	990
		FFA 09	-	9490	970
28	KOLN-BONN	KBO 14L	-	12020	0
		KBO 32R	-	12020	0
29	ISTRES AB	FMI 33	◆6	11300	3960
		FMI 15	-	12300	0
30	ESENBOGA	ESN 03R	-	11800	0
		ESN 21L	-	11800	0

◆ Available for TAL Only

**Length** after displaced threshold

**STS-130 LANDING SITE TABLE  
(50° to 63.5° INCLINATION)**

<b>S I T E</b>	<b>LOCATION</b>	<b>RWY</b>	<b>MLS CH</b>	<b>LG</b>	<b>+ OVR RUN</b>
31	KING KHALID	KKI 15R KKI 33L	- -	13300 13300	0 0
32	DIEGO GARCIA	JDG 31 JDG 13	- -	12000 12000	950 950
33	AMBERLEY TINDAL RAAF	AMB 15 PTN 14	- -	9500 8500	0 0
34	YOKOTA AB	JTY 36 JTY 18	- -	11000 11000	1000 1000
35	ANDERSEN AFB	GUA 06L GUA 24R	- -	10560 10560	1050 1000
36	WAKE ISLAND	WAK 28 WAK 10	- -	9360 9360	0 0
37	HONOLULU	HNL 08R HNL 26L	- -	11500 11500	0 0
38	ELMENDORF	EDF 24 EDF 06	- -	9500 9500	0 0
39	HAO ATOLL	HAO 12 HAO 30	- -	10690 10690	0 0
40	EDW TEMP	EDT 22R EDT 04L	8 6	12000 12000	1000 1000
41	ASCENSION	HAW 13 HAW 31	- -	9520 9520	0 0
42	NORTHRUP	NOR 17 NOR 23	6 6	15000 15000	Lkbd Lkbd
43	NORTHRUP	NOR 05 NOR 35	- -	15000 15000	Lkbd Lkbd
44	EDWARDS AFB	EDW 15 EDW 18L	- -	16300 15000	Lkbd Lkbd
45	EDWARDS AFB	EDW 22 EDW 04	8/† 6	15020 14020	0 1800

† MSBLS Jr. Ch 8 - Requires Uplink

**Length** after displaced threshold





WEATHER PADS

8-1

ASC/130/FIN



**WEATHER  
PADS**

**WEATHER  
PADS**

This Page Intentionally Blank

**CONUS TERMINAL FORECASTS RTLS – ORB**

↓ RTLS ACL pg 1-10

DEORB ORBIT	SITE	LDG GMT	SKY	VIS/WX	T/TD (°F)	WIND (MAG)	ALTM	DA	REMARKS
RTLS									
AOA (1)									
AOA (2)									

**UPPER WINDS FORECAST (SFC=MAG, OTHER LEVELS=TRUE)**

FIRST DAY PLS

ALT	RTLS	AOA (1)	AOA (2)	AOA (3)	ORB: _____	DEORB: _____
50K	/	/	/	/	/	/
38K	/	/	/	/	/	/
28K	/	/	/	/	/	/
20K	/	/	/	/	/	/
12K	/	/	/	/	/	/
7K	/	/	/	/	/	/
3K	/	/	/	/	/	/
1K	/	/	/	/	/	/
SFC	/	/	/	/	/	/







**BLOCK 1 TRAJECTORY MESSAGE**

DEORB ORB	APPROX TIG	SITE/RWY	OOP TIG WINDOW	
			OPEN	CLOSE
<b><u>MAX RATES (1st STAGE)</u></b>			<b><u>MISCELLANEOUS</u></b>	
<b><u>NOTE:</u> IGNORE ATTITUDE ERRORS DURING LOAD RELIEF</b>			NOTAMS: _____	
ROLL _____°/sec at _____			_____	
PITCH _____°/sec at _____			_____	
YAW _____°/sec			_____	
<b><u>TRAJECTORY LOFTING (2nd STAGE)</u></b>				
LOFTED/DEPRESSED _____ K ft at VI _____ K fps				



This Page Intentionally Blank





## SWITCH LIST FOR HANDOVER INGRESS

FWD	MIDDECK	AFT
L5..... 9-3	ML86B..... 9-11	R12L..... 9-18
L side OVHD	ML85E..... 9-13	R11U..... 9-18
Flood..... 9-3	SORG..... 9-13	R11L..... 9-18
L4..... 9-3	MO13Q..... 9-13	R10..... 9-18
L1..... 9-3	ML31C..... 9-13	R13U..... 9-18
L2..... 9-3	ML26C..... 9-13	R13L..... 9-19
S1..... 9-4	ML18F..... 9-13	
	ML30N..... 9-13	A1U..... 9-19
F1..... 9-4	MA73C..... 9-13	A1L..... 9-19
F2..... 9-4	MO10W..... 9-14	A1R..... 9-20
F6U(HUD)..... 9-4	WCS..... 9-14	AFT MDU..... 9-20
F3..... 9-4	MO30F..... 9-14	A6U..... 9-20
F8U(HUD)..... 9-4	MO32M..... 9-14	A6L..... 9-20
F4..... 9-4	MO39M..... 9-14	A2..... 9-21
F6..... 9-4	MO42F..... 9-14	A7U..... 9-21
F7..... 9-5	MO51F..... 9-15	A7L..... 9-21
F8..... 9-5	MO58F..... 9-15	A4..... 9-21
F9..... 9-5	MO52J..... 9-15	A8U..... 9-22
	MO69M..... 9-15	A8L..... 9-22
R1..... 9-5	MD44F..... 9-15	A3..... 9-22
R2..... 9-5	MIDDECK FLOOR... 9-15	
R4..... 9-6	MO63P..... 9-15	L9..... 9-23
R6..... 9-6		L10L..... 9-23
R side OVHD	MIDDECK EXPERIMENTS	L10U..... 9-24
Flood..... 9-6		L11U..... 9-24
	MIDDECK (TEPC).. 9-16	L12UL..... 9-24
C2..... 9-6		L12UR..... 9-24
C3..... 9-6	AIRLOCK	L12LL..... 9-24
C5..... 9-7		L12LR..... 9-24
S2..... 9-7	AW18A..... 9-17	L12L..... 9-24
C6..... 9-7	AW18D..... 9-17	R12..... 9-24
C7..... 9-7	AW18H..... 9-17	
	AW82B..... 9-17	A15..... 9-25
O1..... 9-7	AW82D..... 9-17	A14..... 9-25
O2..... 9-7	AW82H..... 9-17	A13..... 9-25
O3..... 9-7	TW58T..... 9-17	A12..... 9-25
O5..... 9-7	A/L IN HATCH..... 9-17	A11..... 9-26
O6..... 9-7	A/L OUT HATCH.... 9-17	
O7..... 9-8	SH HATCH..... 9-17	R14..... 9-26
O8..... 9-8	EXT A/L UPPER	
O9..... 9-8	HATCH..... 9-17	HARDWARE
O13..... 9-9	TNL ADP HATCH.... 9-17	C/W..... 9-27
O14..... 9-9		MEDS CONFIG
O15..... 9-9		FOR INGRESS .... 9-28
O16..... 9-9		
O17..... 9-10		
O19..... 9-10		

SW LIST

NOT FLOWN

9-1

ASC/130/FIN 1

NOTES

- HANDOVER from LCC occurs at SRB Ignition (LCC to MCC Handover)
- **INGRESS** denotes switch status prior to beginning of PRE-INGRESS SW RECONFIGURATION (at T-3:00 (hold)) if different than HANDOVER
- - - - - - denotes physical break in panel structure
- Radiator flow valve, indicated by \*, is in full radiator flow position and unpowered to allow maximum radiator flow capability if required
- Radiator isolation valve, indicated by \*\*\*\*, is configured in radiator flow and unpowered
- Talkbacks on panels L2, R11, R13, A6, and ML31C indicated by \*\* are bp because cbs on ML86B, A6, and O16 open. Position of valves indicated below:

```

L2:      O2 EMER          - CL
R11L:    SPLY H2O DUMP ISOL VLV - CL
          VLV            - CL
          GALLEY SPLY VLV - CL

R13L:    MMU GN2 SPLY ISOL VLV A - CL
          B - CL

A6L:     VEST DEP VLV SYS 1 VENT ISOL - CL
          VENT          - CL
          2 VENT ISOL - CL
          VENT          - CL

ML31C:   WASTE H2O DUMP ISOL VLV - CL
          VLV            - CL
          VAC VENT ISOL VLV CNTL - CL
    
```

- Before turning OI PCMMU PWR switch on C3, indicated by \*\*\*, to OFF, notify LCC so gnd power can be connected; also notify LCC before turning it to 1 after crew ingress
- All unspecified/unlabeled switches – dn (2 position)/ctr (3 position), tb – bp, cb – op, rotaries – full counter clockwise
- PL RETEN PL SEL switch on panel A6U will nominally be 1 for deployable payload missions using only a single PL SEL position but will be **MON** until PRE-INGRESS SW CONFIG. All other missions will be in MON (Fit Rule A10-281)
- Circuit Breaker snapping color codes:
  - { R } – Red – open all times
  - { G } – Green – open on orbit only
  - { Y } – Yellow – open ascent, closed per procedure
  - { O } – Orange – open orbit thru entry
  - { } – Blank (no ring) – always closed or as required
- STS-130 options affecting switch list:
  - 1) OV105
  - 2) GMTLO
  - 3) Orbit incln = 51.6°
  - 4) Payload: NODE 3 CUPOLA
  - 5) Crew size of 6 up, 6 down
  - 6) Installed: TK CRYO sets (5), SORG, Ku Ant, GN2 (6), External Airlock (ISS), SRMS, OBSS, OIU, VPU, WVS, DTV, OSVS, ODS, SSOR, SPASP
  - 7) Options N/R: RCRS
- Changes are with respect to STS-127 Switch List as published in FIN 2

## FWD FLIGHT DECK SWITCH LIST FOR HANDOVER INGRESS

<p>L5      L COMM PWR – ON <span style="border: 1px solid black; padding: 2px;">OFF</span></p> <hr/> <p>L side OVHD Flood – BRT</p> <hr/> <p>L4:      All cbs – cl { } except:          :B      All cbs – op { Y }          :D      All cbs – cl { O }          :E      All cbs – cl { O }          :F      cb AC1 H2O LOOP PUMP 1 A/2 (three) – op { R } <span style="border: 1px solid black; padding: 2px;">cl</span>          :J      AC3 SIG CONDR (two) – op { Y }          :P      blank cbs (three) – op { R }          :Q      cb AC1 ΦC LTG INST OS – op { Y }                   AC2 ΦC LTG NUMERIC OS – op { Y }                   AC3 LTG (three) – op { Y }</p> <hr/> <p>L1      HUM SEP A      – OFF                   B            – ON                   CAB TEMP sel – COOL                   CNTLR      – OFF                   FAN A        – ON                   B            – OFF                   IMU FAN A,C (two) – OFF                   B            – ON                   H2O PUMP LOOP 1 (two) – OFF,B                   2            – ON                   LOOP BYP MAN (two) – ctr                   MODE (two) – MAN</p>	<p>L1      AV BAY 1,3 FAN A (two) – OFF                   B (two)        – ON                   2 FAN A        – ON                   B            – OFF                   FLOW PROP VLV LOOP (two) – ctr (tb-ICH)                   FREON PUMP LOOP (two) – B                   RAD CNTLR OUT TEMP – NORM                   LOOP (two)      – OFF*                   BYP VLV MAN SEL (two) – ctr (tb-BYP)                   MODE (two)      – MAN                   NH3 CNTLR A      – OFF                   B            – PRI/GPC                   H2O ALT PRESS    – CL                   FLASH EVAP CNTLR PRI A – GPC                   B            – OFF                   SEC (two)        – A SPLY,OFF                   HI LOAD EVAP      – ENA                   TOP EVAP HTR NOZ (two) – A AUTO                   DUCT sel        – A                   HI LOAD DUCT HTR sel – A</p> <hr style="border-top: 1px dashed black;"/> <p>FIRE SUPPR AV BAY (three) – SAFE                   pb (three)      – lt off                   SMOKE DETN lts (ten) – off                   SNSR            – dn                   CKT TEST        – OFF</p> <hr/> <p>L2      CAB RELIEF (two) – ctr (tb-ENA)                   VENT (two)      – ctr (tb-CL)</p>
--	---



## FWD FLIGHT DECK SWITCH LIST FOR HANDOVER INGRESS

<p>F6     ABORT MODE        – OFF                    pb               – lt off                RCS CMD lts (three) – off                RANGE SAFE ARM lt – off                AIR DATA         – NAV</p> <hr/> <p>F7     MDU PWR (five)     – ON                    BRT sel (five) – as reqd                MN ENG STAT lts (six) – off                SM ALERT lt       – off                C/W matrix lts – off <span style="border: 1px solid black; padding: 2px;">all off except HYD PRESS</span></p> <hr/> <p>F8     HUD DATA BUS     – 4                MDU PWR (two)    – ON                    BRT sel (two) – as reqd                LDG GEAR pb (two) – lt off                    tb (three)    – UP                HSI SEL MODE     – ENTRY                    SOURCE (two) – NAV,2                FLT CNTLR PWR    – ON                RAD ALTM         – 2                ADI ATT          – REF                    ERR           – MED                    RATE          – MED                AIR DATA        – NAV</p> <hr/> <p>F9     AC Volts sel      – as reqd                DC Volt/Amp sel – VOLTS MNB</p> <hr/> <p>R1     CNTL BUS PWR (three) – dn                ESS BUS SOURCE MN (three) – ON                    FC (three) – ON <span style="border: 1px solid black; padding: 2px;">OFF</span>                FC/MN BUS (three) – ctr (tb-ON)                MN BUS TIE (three) – ctr (tb-OFF)                PL CAB            – OFF                PRI MNC           – ctr (tb-OFF)</p>	<p>R1     PL PRI MNB,FC3 (two) – ctr (tb-OFF)                AUX               – OFF                AFT MNB          – OFF                MNC               – OFF                INV PWR (three) – ctr (tb-ON)                INV/AC BUS (three) – ctr (tb-ON)                cb AC CONTR (nine) – op { }                AC BUS SNSR (three) – MON</p> <hr style="border-top: 1px dashed black;"/> <p>R1     (CRYO)                O2 MANF VLV (two) – ctr (tb-OP)                    TK1,2 HTRS A (two) – AUTO                    B (two) – OFF                    RESET/TEST (two) – ctr                    TK3 HTRS (two) – OFF                    RESET/TEST – ctr                FC REAC (three) – ctr                    tb (six) – OP                    (three) – ctr                    RDY tb (three) – gray                    COOL PUMP ΔP tb (three) – gray                H2 MANF VLV (two) – ctr (tb-OP)                    TK1,2 HTRS A (two) – AUTO                    B (two) – OFF                    TK3 HTRS (two) – OFF</p> <hr/> <p>R2     MPS PRPLT DUMP (two) – GPC                ENG PWR (six) – ON                He ISOL (six) – OP <span style="border: 1px solid black; padding: 2px;">GPC</span>                PNEU L ENG He XOVR – GPC                    He ISOL – OP <span style="border: 1px solid black; padding: 2px;">GPC</span>                LH2 ULL PRESS – AUTO                He l'CNCT (three) – GPC</p>
---	---

NOT FLOWN

9-5

ASC/130/FIN 1

## FWD FLIGHT DECK SWITCH LIST FOR HANDOVER INGRESS

R2	APU/HYD RDY tb (three) – bp APU OPER (three) – START/RUN <span style="border: 1px solid black; padding: 2px;">OFF</span> SPEED SEL (three) – NORM HYD MN PUMP PRESS (three) – NORM cb APU FU TK VLV ENA (six) – cl { } <span style="border: 1px solid black; padding: 2px;">op</span> HYD CIRC PUMP (three) – OFF <span style="border: 1px solid black; padding: 2px;">GPC</span> APU CNTLR PWR (three) – ON <span style="border: 1px solid black; padding: 2px;">OFF</span> FU TK VLV (three) – OP <span style="border: 1px solid black; padding: 2px;">CL</span> AUTO SHTDN (three) – ENA BLR CNTLR/HTR (three) – A PWR (three) – ON N2 SPLY (three) – ON <span style="border: 1px solid black; padding: 2px;">OFF</span> ET UMB DR MODE – GPC CTRLN LAT – GND (tb-bp) L,R DR (two) – OFF (tb-OP) LAT (two) – OFF (tb-REL)	C2	IDP/CRT PWR (three) – ON MAJ FUNC (three) – GNC SEL (two) – as reqd EVENT TIMER MODE – DN CNTL – ctr TIMER SET pb (four) – 0900 TIMER – ctr
		C3	OMS ENG (two) – ARM/PRESS <span style="border: 1px solid black; padding: 2px;">OFF</span> BFC CRT DISP – ON <span style="border: 1px solid black; padding: 2px;">OFF</span> SEL – 3+1 FCS CH (four) – AUTO BDY FLP – AUTO/OFF AIR DATA PROBE STO (two) – INH MN ENG LIMIT SHUTDN – AUTO TRIM R,P,Y (three) – ctr SBTC – full forward DAP – all off SRB SEP – AUTO ET SEP – AUTO AUD CTR – 1 OI PCMMU PWR – 1 <span style="border: 1px solid black; padding: 2px;">OFF***</span> FORMAT – GPC S-BD PM CNTL – CMD ANT sel – GPC AIR DATA PROBE (two) – STOW FC REAC VLV (three) – dn cb FC REAC VLV CL ENA (three) – op { R } UPLK – ENA MSTR MADS PWR – ON C/W MEM – ctr MODE – NORM
R4	HYD BK HTR (three) – OFF ISOL VLV (three) – GPC (tb-CL) MPS/TVC ISOL VLV SYS (three) – GPC (tb-OP) LG/NWS HYD SYS – AUTO 1/2 LG EXTD ISO VLV – GPC (tb-CL) MPS ENG CNTLR HTR (three) – OFF MANF PRESS (two) – GPC FILL/DRAIN (four) – GND H2 PRESS LINE VENT – GND LO2 PREVLV (three) – GPC LH2 PREVLV (three) – GPC FDLN RLF ISOL (two) – GPC		
R6	R COMM PWR – ON <span style="border: 1px solid black; padding: 2px;">OFF</span>		
R side OVHD Flood – BRT			

NOT FLOWN

9-6

ASC/130/FIN 1

## FWD FLIGHT DECK SWITCH LIST FOR HANDOVER INGRESS

C3	RTG PUMP (OV103,4 – no SH) – PRI SHORT ENA (two) (OV104 – no SH) – DSBL SHORT (two) (OV104 – no SH) – OFF PL SAFING (four) (OV103 – no SH) – SAFE (five) (OV105 – no SH) – SAFE SH FIRE SUPPR ARM (two) (SH only) – SAFE DISCH (two) (SH only) – NO-OP H2O LN HTRS (SH only) – OFF EMER LTG – OFF/ON	O5	L AUD TACAN ID (two) (OV103,4) – OFF,1 VOX SENS sel – as reqd A/G (two) – T/R A/A – T/R ICOM (two) – T/R PWR – AUD/TONE CNTL sel – NORM XMIT/ICOM MODE sel – as reqd (PTT/VOX recommended) VOL pb (five) – as reqd TACAN pb – 5 PAGE – dn
C5	DIRECT O2 vlv – CL		
S2	PL SEAT PWR BUS SEL – AC3 (dn) CONTR (two) – ctr		
C6	LEH O2 vlv (four) – OP		
C7	LEH O2 SPLY vlv (two) – OP		
O1	COAS – OFF AIR TEMP sel – CAB HX OUT H2O PUMP OUT PRESS sel – LOOP 2 FREON sel – LOOP 1 O2/N2 FLOW sel – SYS 1 O2 PPO2 sel – SNSR A	O6	LTG PNL sel (two) – OFF – (1/4 brt if night launch) INST L/CTR sel – OFF – (1/4 brt if night launch) OVHD sel – as reqd – (1/4 brt if night launch) L GLRSHLD FLOOD sel (two) – VAR, as reqd L SEAT/CTR CNSL FLOOD sel (two) – OFF,BRT S TRK DR CNTL (two) – OFF POS tb (two) – CL PWR (two) – OFF UHF SPLX/EVA XMIT FREQ – 259.7/414.2 PWR AMP – ON SPLX SQUELCH – ON EVA STRING – 1 ENCRYPT – ON MODE – SPLX
O2	CRYO O2 HTR ASSY TEMP sel – TK1 1 O2/H2 sel – TK1 FC STACK TEMP sel – 1		
O3	RCS/OMS PRESS sel – RCS He X 10 PRPLT QTY sel – OMS FUEL MSN TIME – MET		

NOT FLOWN

9-7

ASC/130/FIN 1

## FWD FLIGHT DECK SWITCH LIST FOR HANDOVER INGRESS

O6	ANNUN LAMP TEST – ctr BUS SEL ACA 1 – MNA 2/3 – MNB INTEN sel (two) – BRT,MED MTU – AUTO INT DISP PROC (four) – dn MDM PL1,2 (two) – ON PL3 – OFF FA (four) – ON FF (four) – ON GPC PWR (five) – ON OUTPUT 1,2,3,4 (four) – NORM (tb-gray) 5 – B/U <span style="border: 1px solid black; padding: 2px;">NORM</span> (tb-bp) IPL SOURCE – OFF GPC MODE 1,2,3,4 (four) – RUN (tb-RUN) 5 – RUN <span style="border: 1px solid black; padding: 2px;">STBY</span> (tb-RUN)		O8 RADAR ALTM (two) – ON <span style="border: 1px solid black; padding: 2px;">OFF</span> MLS (three) – OFF MLS CH pb/tw (three) – 6 R SEAT/CTR CNSL FLOOD sel (two) – OFF,BRT LTG PNL R sel (three) – OFF – (1/4 brt if night launch) NUMERIC sel – BRT – (1/4 brt if night launch) R GLRSHLD FLOOD sel (two) – VAR, as reqd OMS KIT He PRESS/VAP ISOL (two) – CL TK ISOL (two) – CL (tb-bp) L OMS He PRESS/VAP ISOL (two) – GPC TK ISOL (two) – GPC (tb-OP) XFEED A – GPC (tb-CL) B – GPC (tb-CL) <span style="border: 1px solid black; padding: 2px;">(tb-OP)</span> R OMS He PRESS/VAP ISOL (two) – GPC TK ISOL (two) – GPC (tb-OP) XFEED (two) – GPC (tb-CL) FWD RCS He PRESS (two) – OP (tb-OP) TK ISOL (two) – GPC (tb-OP) MANF ISOL (five) – GPC (tb-OP) ANNUN LAMP TEST – ctr
O7	TACAN MODE sel (three) (OV103,4) – GPC <span style="border: 1px solid black; padding: 2px;">OFF</span> ANT SEL (three) (OV103,4) – AUTO <span style="border: 1px solid black; padding: 2px;">as is</span> CH pb/tw (three) (OV103,4) – 059Y <span style="border: 1px solid black; padding: 2px;">as is</span> GPS PRE AMPL UPPER (three) (OV105) – ON <span style="border: 1px solid black; padding: 2px;">OFF</span> LOWER (three) (OV105) – ON <span style="border: 1px solid black; padding: 2px;">OFF</span> PWR (three) (OV105) – ON <span style="border: 1px solid black; padding: 2px;">OFF</span> ENCRYPT (three) (OV105) – NORM <span style="border: 1px solid black; padding: 2px;">as is</span> AFT L RCS He PRESS (two) – OP (tb-OP) TK ISOL (three) – GPC (tb-OP) MANF ISOL (five) – GPC (tb-OP) XFEED (two) – GPC (tb-CL) MSTR RCS XFEED – OFF AFT R RCS He PRESS (two) – OP (tb-OP) TK ISOL (three) – GPC (tb-OP) MANF ISOL (five) – GPC (tb-OP) XFEED (two) – GPC (tb-CL)	O9	R AUD PWR – AUD/TONE A/G (two) – T/R A/A – T/R ICOM (two) – T/R VOX SENS sel – as reqd TACAN ID (two) (OV103,4) – OFF, as reqd

NOT FLOWN

9-8

ASC/130/FIN 1



## FWD FLIGHT DECK SWITCH LIST FOR HANDOVER INGRESS

O9 R AUD PAGE - dn  
 VOL pb (five) - as reqd  
 TACAN pb - 5  
 XMIT/ICOM MODE sel - as reqd (PTT/VOX recommended)  
 CNTL sel - NORM

O13: All cbs - cl { } except:  
 :A,C,E cb ESS MN CONTR (three) - cl { } op

O14:A BRAKES MNA - ON  
 RGA 1 - ON  
 IMU 1 - ON  
 FC1 CNTLR - ON  
 :B,C,D,E All cbs - cl { } except:  
 :B cb MNA MNC CONTR - cl { } op  
 :D GPS PRE AMPL UC (OV103) - op {R}  
 LC (OV103) - op {R}  
 1 PRE AMPL (two)(OV104) - op {R}  
 CAB VENT - cl {O}  
 ISOL - cl {O}  
 :E ADTA 1 - cl {G}  
 ACCEL 1 - cl {G}  
 DDU AFT - op {Y}  
 :F MMU 1 - ON  
 RJDA 1A L2/R2 LOGIC - ON  
 DRIVER - ON OFF  
 2A L4/R4 LOGIC - ON  
 DRIVER - ON OFF  
 RJDF 1B F1 LOGIC - ON  
 DRIVER - ON OFF

O14:F L OMS ENG VLV - ON OFF  
 ASA 1 - ON

O15:A BRAKES MNB - ON  
 RGA (two) - ON  
 IMU 2 - ON  
 FC2 CNTLR - ON  
 :B,C,D,E All cbs - cl { } except:  
 :B cb MNB MNA CONTR - cl { } op  
 :C UTIL PWR F1/MO13Q - op {Y}  
 :E ADTA 2 - cl {G}  
 ACCEL 2 - cl {G}  
 DDU R - cl {G}  
 :F MMU 2 - ON  
 RJDA 1B L1/L5/R1 LOGIC - ON  
 L1/R1 DRIVER - ON OFF  
 RJDF 1A F2 LOGIC - ON  
 DRIVER - ON OFF  
 ASA 2 - ON  
 ACCEL 4 - ON

O16:A BRAKES MNC - ON  
 RGA 3 - ON  
 IMU 3 - ON  
 FC3 CNTLR - ON  
 :B,C,D,E All cbs - cl { } except:  
 :B cb MNC MNB CONTR - cl { } op  
 :D GPS PRE AMPL UC (OV103) - cl { }  
 LC (OV103) - cl { }  
 3 PRE AMPL (two)(OV104) - op {R}  
 O2 EMER - op {R}

NOT FLOWN

9-9

ASC/130/FIN 1

## FWD FLIGHT DECK SWITCH LIST FOR HANDOVER INGRESS

O16:E	cb MNC ADTA 3,4 (two)	- cl	{G}
	DDU R	- cl	{G}
	AFT	- op	{Y}
:F	RJDA 2B L3/R3/R5 LOGIC	- ON	
	L3/R3 DRIVER	- ON	<span style="border: 1px solid black; padding: 2px;">OFF</span>
	RJDF 2A F3 LOGIC	- ON	
	DRIVER	- ON	<span style="border: 1px solid black; padding: 2px;">OFF</span>
	2B F4/F5 LOGIC	- ON	
	F4 DRIVER	- ON	<span style="border: 1px solid black; padding: 2px;">OFF</span>
	R OMS ENG VLV	- ON	<span style="border: 1px solid black; padding: 2px;">OFF</span>
	ASA 3,4 (two)	- ON	
	ACCEL 3	- ON	
	RJD MANF L5/F5/R5/DRIVER	- OFF	
<hr/>			
O17:A	ATVC (four)	- ON	
:B	EIU (three)	- ON	
:C	SIG CONDR FREON A	- AC2	
	B	- AC3	
	OL 1/2	- ON	
	OR 1/2	- ON	
:D	SIG CONDR OA 1/2/3	- ON	
	MDM OA 1/2/3	- ON	
	MEC (two)	- ON	
<hr/>			
O19	TV PWR	- ON	<span style="border: 1px solid black; padding: 2px;">OFF</span>
	DC UTIL PWR MNA	- ON	
	COAS PWR	- OFF	

NOT FLOWN

9-10

ASC/130/FIN 1

## MIDDECK SWITCH LIST FOR HANDOVER INGRESS

<p>ML86B:A   cb MNA SPLY H2O TKA INLET            -cl { }</p> <p style="padding-left: 20px;">TKB OUTLET                                   -cl { }</p> <p style="padding-left: 20px;">WASTE H2O DUMP VLV/NOZ HTR -op {Y}</p> <p style="padding-left: 20px;">H2O LINE HTR A                             -op {Y}</p> <p style="padding-left: 20px;">MNB SPLY H2O TKB INLET                   -cl { }</p> <p style="padding-left: 40px;">TKC OUTLET                               -cl { }</p> <p style="padding-left: 40px;">DUMP ISOL                                 -op {Y}</p> <p style="padding-left: 40px;">B SPLY ISOL VLV                         -cl { }</p> <p style="padding-left: 20px;">H2O LINE HTR B                             -op {Y}</p> <p style="padding-left: 20px;">MNC SPLY H2O TKA OUTLET                 -cl { }</p> <p style="padding-left: 40px;">TKC INLET                               -cl { }</p> <p style="padding-left: 40px;">DUMP VLV/NOZ HTR                       -op {Y}</p> <p style="padding-left: 40px;">XOVR VLV                                 -cl { }</p> <p style="padding-left: 40px;">GALLEY SPLY                              -op {Y}</p> <p>:B   cb MNA WASTE H2O TK1 VLV           -cl { }</p> <p style="padding-left: 20px;">SPLY H2O TKD OUTLET                   -cl { }</p> <p style="padding-left: 20px;">WASTE H2O DUMP ISOL                   -op {Y}</p> <p style="padding-left: 20px;">VAC VENT ISOL VLV                       -op {Y}</p> <p style="padding-left: 20px;">WCS CNTLR                               -op {Y}</p> <p style="padding-left: 20px;">GALLEY OVEN                             -op {Y}</p> <p style="padding-left: 20px;">MNB WASTE H2O TK1 DRAIN               -cl { }</p> <p style="padding-left: 20px;">SPLY H2O TKD INLET                     -cl { }</p> <p style="padding-left: 20px;">VAC VENT NOZ HTR                       -op {Y}</p> <p style="padding-left: 40px;">ISOL VLV                                 -op {Y}</p> <p style="padding-left: 20px;">WCS CNTLR                               -op {Y}</p> <p style="padding-left: 20px;">GALLEY H2O HTR                         -op {Y}</p> <p>:C   cb MNA EXT ARLK HTR LINE ZN1 -op {Y}</p> <p style="padding-left: 20px;">  ZN2 -op {Y}</p> <p style="padding-left: 20px;">STRUC                                   -op {Y}</p>	<p>ML86B:C   cb MNA EXT ARLK HTR VEST           -op {Y}</p> <p style="padding-left: 20px;">MNB EXT ARLK HTR LINE ZN1           -op {Y}</p> <p style="padding-left: 40px;">  ZN2                                   -op {Y}</p> <p style="padding-left: 40px;">H2O S/O VLV                           -cl { }</p> <p style="padding-left: 40px;">STRUC                                   -op {Y}</p> <p style="padding-left: 40px;">VEST                                    -op {Y}</p> <p style="padding-left: 20px;">MNC EXT ARLK HTR LINE ZN1           -op {Y}</p> <p style="padding-left: 40px;">  ZN2                                   -op {Y}</p> <p>:D   cb MNA PYRO JETT SYS A KU ANT       -op {R}</p> <p style="padding-left: 20px;">STBD RMS                               -op {R}</p> <p style="padding-left: 20px;">MMU GN2 SPLY ISOL VLV A           -op {Y}</p> <p style="padding-left: 40px;">PORT HTR A                             -op {R}</p> <p style="padding-left: 40px;">STBD HTR A                             -op {R}</p> <p style="padding-left: 20px;">MNB PYRO JETT SYS A PORT RMS       -op {R}</p> <p style="padding-left: 20px;">MMU GN2 SPLY ISOL VLV B           -op {R}</p> <p style="padding-left: 40px;">PORT HTR B                             -op {R}</p> <p style="padding-left: 40px;">STBD HTR B                             -op {R}</p> <p style="padding-left: 20px;">MNC PYRO JETT SYS B KU ANT       -op {R}</p> <p style="padding-left: 40px;">PORT RMS                               -op {R}</p> <p style="padding-left: 40px;">STBD RMS                               -op {R}</p> <p>:E   cb MNA EMU 2 H2O SPLY               -op {Y}</p> <p style="padding-left: 20px;">  WASTE                               -op {Y}</p> <p style="padding-left: 20px;">FC PCM                                 -cl { }</p> <p style="padding-left: 20px;">CO2 SYS 1 CNTLR (OV104,5)       -op {R}</p> <p style="padding-left: 20px;">FLOOD TNL ADAPT 2                   -op {R}</p> <p style="padding-left: 20px;">  - (op {Y} if</p> <p style="padding-left: 40px;">SH flown)</p>
--	--

NOT FLOWN

9-11

ASC/130/FIN 1

## MIDDECK SWITCH LIST FOR HANDOVER INGRESS

ML86B:E   cb MNB MAR 1   -cl { }  
                   2   -cl { }  
                   SEAT L -cl { }  
                           R -cl { }  
                   CO2 COM INSTR (OV104,5) -op { R }  
                   FLOOD TNL ADAPT 3 -op { R }  
   -op { Y } if SH flown)  
                   MNC EMU 1 H2O SPLY -op { Y }  
                           WASTE   -op { Y }  
                   SEAT L       -cl { }  
                           R       -cl { }  
                   CO2 SYS 2 CNTLR (OV104,5) -op { R }  
                   FLOOD TNL ADAPT 4 -op { R }  
   -op { Y } if SH flown)  
                   :F   cb MNA FLOODS MIDDECK 1/8 -cl { }  
                           WMC/MO13Q -op { Y }  
                           AIRLK 1   -op { Y }  
                           MIDDECK 9   -op { Y }  
                   CRYO O2 HTR TK3 SNSR 1 -cl { }  
                           TK5 SNSR 1 -cl { }  
   -op { R } if  
   TK5 not flown)  
                   MNB FLOODS MIDDECK 2/6 -cl { }  
                           BUNK 2/4   -op { Y }  
                           MIDDECK 10 -op { Y }  
                           AIRLK 3   -op { Y }  
                   CRYO O2 HTR TK3 SNSR 2 -cl { }  
                           TK4 SNSR 1 -cl { }  
   -op { R } if  
   TK4 not flown)

ML86B:F   cb MNC FLOODS MIDDECK 5/7   -cl { }  
                                   3/4/MO13Q -cl { }  
                           BUNK 1/3   -op { Y }  
                           AIRLK 4   -op { Y }  
                   CRYO O2 HTR TK5 SNSR 2 -cl { }  
   -op { R } if  
   TK5 not flown)  
                   TK4 SNSR 2 -cl { }  
   -op { R } if  
   TK4 not flown)  
                   :G   cb ESS 1BC FLOOD AIRLK 2 -op { Y }  
                           TNL ADAPT 1 -op { R }  
   -op { Y } if  
   SH flown)  
                   CRYO CNTLR TK4 (two) -cl { }  
   -op { R } if  
   TK4 not flown)  
                   QTY TK4 (two) -cl { }  
   -op { R } if  
   TK4 not flown)  
                   2CA CRYO CNTLR TK5 (two) -cl { }  
   -op { R } if  
   TK5 not flown)  
                   QTY TK5 (two) -cl { }  
   -op { R } if  
   TK5 not flown)  
                   3AB CRYO CNTLR TK3 (two) -cl { }  
                           QTY TK3 (two) -cl { }

NOT FLOWN

9-12

ASC/130/FIN 1

## MIDDECK SWITCH LIST FOR HANDOVER INGRESS

ML85E (MUP – if reqd)  
 AC S1 – OFF  
 cb AC CB1 – op { Y }  
 DC 10 AMP MNB S2 – OFF  
           S3 – OFF  
           S4 – ON  
           S5 – OFF  
 cb DC 10 AMP MNB CB2 – op { Y }  
                   CB3 – op { Y }  
                   CB4 – cl { }  
                   CB5 – op { Y }  
 PUMPS S6 – OFF  
 cb PUMPS (two) – op { R }

SORG (NOTE: Panel deleted if Galley not flown)  
 OVEN FAN – OFF  
 H2O HOT(COLD) pb (two) – lt off  
           VOL sel – as reqd  
 MV2 – as reqd  
 REHYD STA Lever – CL, latched  
 OVEN/RHS – OFF  
 H2O HTR (two) – OFF  
 AUX PORT – cap installed  
 TEST PORT 4 – cap installed  
 A5J105 ELECT TEST PORT – cap installed  
 OVEN DOOR – CL

MO13Q MIDDECK FLOODS 1,2,3,5,7 (five) – OFF  
                           9,10 (two) – OFF  
                           4,6,8 (three) – ON  
                           MO13Q LTG – OFF

MO13Q AIRLK FAN (two) – OFF  
 H2O S/O VLV – ctr (tb-OP)  
 AIRLK 2 – OFF/ON  
 TNL ADAPT 1 – OFF/ON  
 DC UTIL PWR MNB – OFF  
 AC UTIL PWR AC3 – OFF

ML31C WASTE H2O TK1 DRAIN VLV – ctr (tb-OP)  
                           VLV – ctr (tb-OP)  
                           DUMP ISOL VLV – ctr (tb-bp)\*\*  
                           VLV – ctr (tb-bp)\*\*  
                           VLV ENA/NOZ HTR – OFF  
 SPLY H2O TKD INLET – ctr (tb-OP)  
                           OUTLET – ctr (tb-OP)  
 VAC VENT ISOL VLV BUS SEL – MNA  
                           CNTL – ctr (tb-bp)\*\*  
                           NOZ HTR – OFF

ML26C SPLY H2O GN2 TKA SPLY vlv – CL  
                           TK VENT vlv – VENT

ML18F EMER LTG – ON/OFF  
 WMC FLOOD – OFF

ML30N Neg Press Relief vlv cap (two) – installed/seated

MA73C:A,B MCA LOGIC MNA (four) – ON  
                           MNB (six) – ON  
                           MNC (four) – ON  
 :C,D All cbs – cl { }  
 :E All cbs – op { Y }

NOT FLOWN

9-13

ASC/130/FIN 1



## MIDDECK SWITCH LIST FOR HANDOVER INGRESS

MO51F (CO2 RMVL SYS (RCRS) – OV104,5)  
 CNTLR lts (four) – off  
 MNA – OFF  
 AC1 – ctr  
 CNTLR 1 MODE – ctr  
 COM INSTR – OFF  
 MNC – OFF  
 AC3 – ctr  
 CNTLR 2 MODE – ctr  
 All cbs (six) (OV104,5) – op { R }

---

MO58F TV PWR – ON OFF

---

MO52J DC UTIL PWR MNA – OFF  
 AC UTIL PWR AC1 – OFF  
 MSTR ALARM pb – lt off

---

MO69M LEH O2 7 vlv – CL (OP if seat 7 flown)  
 8 vlv – CL

---

MD44F CAB TEMP CNTL LINK – PRI ACT (pinned)  
 vlv – FULL COOL (**ccw** by  
 using AUTO TEMP  
 CNTLR 1)  
 SEC ACT – FULL HEAT (**cw** by  
 using AUTO TEMP  
 CNTLR 2)

---

### MIDDECK FLOOR

EMU O2 ISOL VLV – CL  
 CAB PURGE VLV – CL  
 ISOL VLV – CL

---

MO63P   cb CB2/J2 – op { Y }  
           CB3/J3 – op { Y }  
           CB4/J4 – cl { }  
           CB5/J5 – op { Y }  
           CB6/J6 – op { Y }  
           RLY PWR – op { Y }  
 J2 – OFF  
 J3 – OFF  
 J4 – ON  
 J5 – OFF  
 J6 – OFF  
 Left select – 10A  
 Right select – 10A

---

NOT FLOWN

9-15

ASC/130/FIN 1

**MIDDECK EXPERIMENTS SWITCH LIST FOR HANDOVER INGRESS**

MF28E/G (GLACIER)  
cb POWER – cl (It on)  
BATTERY – ON (It on)

---

MF71E (CGBA)  
cb MAIN POWER – cl

---

(IF FLOWN)  
MIDDECK (TEPC)  
SW-1 – OFF

---

NOT FLOWN

9-16

ASC/130/FIN 1



## AIRLOCK SWITCH LIST FOR HANDOVER INGRESS

AW18A	LTG FLOOD 1,3,4 (three) – OFF 2 – ON/OFF	
AW18D	AIRLK AUD PWR – OFF	
	A/G 1 – T/R	
	A/G 2 – RCV	
	A/A – T/R	
	ICOM (two) – T/R	
	PAGE – dn	
	VOL pb (five) – as reqd	
	CNTL – NORM	
	VOX SENS sel – as reqd	
	MSTR VOL 1 sel – MAX	
	XMIT/ICOM MODE sel – PTT/VOX	
	MSTR VOL 2 sel – MAX	
AW18H	PWR/BATT CHGR EMU BUS SEL (two) – OFF	
	MODE (two) – OFF	
	INPUT – EMU 1	
AW82B	AIRLK DEPRESS vlv – CL	
	cap – installed	
	O2 vlv (two) – CL	
AW82D	EMU H2O (four) – ctr (tb-CL)	
	CCU PWR (two) – OFF	
AW82H	EMU H2O SPLY WASTE reg (two) – REGULATING	
TW58T	(NOTE: Panel deleted if SH not flown)	
	TNL LTG FLOOD 1 – ON/OFF	
	2,3,4 (three) – OFF	
	ADP PL ISOL VLV – CL	
	cap – installed	

AIRLOCK INNER HATCH	
Actuator Handle	– LAT
Lock Lever	– LOCK
Equal vlv (two)	– NORM
cap (two)	– installed
AIRLOCK OUTER HATCH (if SH – C HATCH)	
Actuator Handle	– LAT
Lock Lever	– LOCK
Equal vlv (two)	– OFF
cap (two)	– installed
SH HATCH (D HATCH) (if SH flown)	
Actuator Handle	– LAT
Lock Lever	– LOCK
Equal vlv (two)	– OFF
cap (two)	– installed
EXT AIRLOCK UPPER HATCH (if EXT A/L flown)	
Actuator Handle	– LAT
Lock Lever	– LOCK
Equal vlv (two)	– OFF
cap (two)	– installed
TUNNEL ADAPTER HATCH (if flown)	
Actuator Handle	– LAT
Lock Lever	– LOCK
Equal vlv (two)	– OFF
cap (two)	– installed

NOT FLOWN

9-17

ASC/130/FIN 1

## AFT FLIGHT DECK SWITCH LIST FOR HANDOVER INGRESS

R12L NOTE: Panel may be blank if no PL requirement  
(See 9-23 or 9-24)

R11U	FC GPC PURGE SEQ	- dn (tb-bp)
	PURGE HTR	- GPC
	VLVS (three)	- GPC
	STARTUP HTR (three)	- ENA
	H2O LINE HTR	- A AUTO
	RELIEF HTR	- A AUTO
	MDU PWR	- ON
	BRT sel	- as reqd
R11L	IDP/CRT4 PWR	- ON
	MAJ FUNC	- SM
	ENCRYPTOR	- NORM
	MS AUD CNTL	- NORM
	SPLY H2O TKA INLET	- ctr (tb-OP)
	OUTLET	- ctr (tb-CL)
	TKB INLET	- ctr (tb-OP)
	OUTLET	- ctr (tb-OP)
	TKC INLET	- ctr (tb-OP)
	OUTLET	- ctr (tb-OP)
	DUMP ISOL VLV	- ctr (tb-bp)**
	VLV	- ctr (tb-bp)**
	ENA/NOZ HTR	- OFF
	XOVR VLV	- ctr (tb-CL)
	GALLEY SPLY VLV	- ctr (tb-bp)**
	B SPLY ISOL VLV	- ctr (tb-OP)

R10	MS AUD PWR	- AUD/TONE
	A/G (two)	- T/R
	A/A	- T/R
	ICOM (two)	- T/R
	VOX SENS sel	- as reqd
	PAGE	- dn
	VOL pb (five)	- as reqd
	XMIT/ICOM MODE sel	- as reqd (PTT/VOX recommended)
	LTG PNL sel	- OFF
	FLOOD sel (two)	- ON,BRT - (OFF,BRT if night launch)
	BIOMED CH 1 sel	- MIDDECK CTR
	2 sel	- MIDDECK R
R13U	C/W TONE VOL (two)	- as is
	PARAM STATUS	- ctr
	MEM	- ctr
	LAMP TEST	- ctr
	PARAM SEL pb (three)	- 120
	LIMIT SET VALUE pb (three)	- 000
	LIMIT	- LOWER
	FUNC	- ctr
	PARAM	- ctr

NOT FLOWN

9-18

ASC/130/FIN 1

## AFT FLIGHT DECK SWITCH LIST FOR HANDOVER INGRESS

R13L	PL BAY DR SYS (two) – DSBL MECH PWR SYS (two) – OFF DR – STOP (tb-as is) RAD LAT CNTL SYS (two) – OFF (tb-LAT) CNTL SYS (two) – OFF (tb-STO) KU ANT DIRECT STO – OFF ANT – GND (tb-STO) MMU GN2 SPLY ISOL VLV (two) – ctr (tb-bp)**	A1L	S-BD PL CNTL – CMD ANT POLAR – L CIRC XMTR PWR – LO CH SEL INTRG 1,2 tw (six) – 910,910 FREQ SWEEP – OFF MOD – OFF PWR SYS – OFF SEL – PSP PSP CMD OUTPUT – PL UMB PL DATA INTLVR PWR – ON S-BD PM ANT SW ELEC – 1 PRE AMP – 1 PWR AMPL STBY – 1 OPER – 1 MODE sel – STDN HI XPNDR – 1 NSP DATA RATE XMIT – HI RCV – HI UPLK DATA – S-BD CODING XMIT – OFF RCV – ON PWR – 1 ENCRYPTION PWR – ON MODE – SEL SEL – RCV
A1U	SLEW AZM – ctr ELEV – ctr RATE – SLOW SIG STRENGTH sel – S-BD PM KU tb (three) – bp sel (two) – MAN SLEW,dn PWR – OFF MODE – RDR PASSIVE RADAR OUTPUT – HI CNTL – CMD SIG PROC HDR – TV LDR – MMU 1 TAGS – CLEAR		

NOT FLOWN

9-19

ASC/130/FIN 1

## AFT FLIGHT DECK SWITCH LIST FOR HANDOVER INGRESS

A1R	S-BD FM CNTL	- CMD
	ANT	- GPC
	PWR	- 1
	DATA SOURCE sel	- ME
	AUD CTR VOICE RCD SEL CH 1 sel	- ICOM A
	2 sel	- ICOM B
	DOCK RING (seven)	- OFF
	SL (seven)	- OFF
	UHF A/G (two)	- OFF
	A/A	- OFF
	PL BAY OUTLETS ICOM (two)	- OFF
<hr/>		
	AFT MDU MDU PWR	- OFF
	BRT sel	- as reqd
<hr/>		
A6U	DAP - all off	
	SENSE: -Z	
	FLT CNTLR PWR	- OFF
	Unused rotary sw	- full ccw
	ADI ATT	- INRTL
	ERR	- MED
	RATE	- MED
	OS LTG FLOOD sel (two)	- ON,BRT
	PNL sel	- OFF
	INST sel	- OFF
	NUMERIC sel	- OFF
	ANNUN BUS SEL	- OFF
	LAMP TEST	- ctr
	INTEN sel (two)	- VAR,MED
	EVENT TIMER SET pb (four)	- as reqd
	MODE	- UP
	CNTL	- ctr
	TIMER	- ctr

A6U	PL RETEN LOGIC PWR SYS (two)	- OFF
	PL SEL	- 1 <span style="border: 1px solid black; padding: 2px;">MON</span>
	LAT (five)	- OFF (tb-LAT) <span style="border: 1px solid black; padding: 2px;">(tb-bp)</span>
	RDY tb (five)	- gray <span style="border: 1px solid black; padding: 2px;">bp</span>
<hr style="border-top: 1px dashed black;"/>		
A6L	(DSP)	
	cb ESS SYS PWR CNTL (two)	- op { Y }
	DEP (four)	- op { Y }
	DOCK LT (four)	- op { Y }
	MN LOG (six)	- op { Y }
	PMA 2/3 GRP 1 HOOKS SYS A (two)	- op { R }
	B (two)	- op { R }
	2 HOOKS SYS A (two)	- op { R }
	B (two)	- op { R }
	SYS PWR (two)	- ctr (tb-OFF)
	PMA 2/3 HOOKS (two)	- ctr (tb-bp)
	PYRO PWR (two)	- OFF
	PSU PWR (two)	- OFF
	VEST DEP VLV (four)	- ctr (tb-bp)**
	LTS (four)	- OFF
<hr style="border-top: 1px dashed black;"/>		
A6L	cb MADS PWR MNB	- cl { }
	MADS RCDR PWR	- PCM/WB ENA
	PB FWD	- CMD
	STRAIN GAGE	- PCM ENA
	WB/ACIP PCM	- CMD
	PCM	- CMD
	RCD MODE	- SAMPLE
	FDM CNTL	- DATA
	MAN CALBR sel	- DC 0
	ACIP HTR	- OFF

NOT FLOWN

9-20

ASC/130/FIN 1

## AFT FLIGHT DECK SWITCH LIST FOR HANDOVER INGRESS

A2	DIGI DIS SEL – EL/AZ X-PNTR SCALE – X10	
A7U	MSTR ALARM pb – lt off PL BAY FLOOD (eight) – OFF PORT RMS LIGHT – OFF CAMR – ELBOW WIRELESS VIDEO (two) – OFF TV CAMR PWR (five) – ctr (tb-OFF) PWR CNTL – CMD CONTR UNIT – OFF DNLK – ENA SYNC – NORM VID IN pb (thirteen) – lt off OUT pb (eight) – lt off CAMR CMD PAN/TILT – LO RATE FOCUS – ctr ZOOM – ctr IRIS – ctr TILT – ctr PAN – ctr MENU pb (three) – lt off MODE pb (three) – lt off	A7L (APDS CNTL PNL) CNTL PNL PWR (three) – OFF HTRS/DCU PWR (three) – OFF APDS PWR (three) – OFF (lt off) STATUS lts (thirty-six) – off PYROS (three) – OFF (lt off) PYRO CIRC PROT OFF lts (two) – off
	A4 MSN TIMER sel – MET	

NOT FLOWN

9-21

ASC/130/FIN 1

## AFT FLIGHT DECK SWITCH LIST FOR HANDOVER INGRESS

<p>A8U (This panel may be replaced or deleted if RMS not flown)</p> <ul style="list-style-type: none"> <li>RMS Mode lts (twelve) – off</li> <li>BRAKES – ON (tb-OFF)</li> <li>SAFING – AUTO (tb-bp)</li> <li>MODE sel – TEST</li> <li>AUTO SEQ – ctr</li> <li style="padding-left: 20px;">lts (two) – off</li> <li>S/W STOP tb – gray</li> <li>C/W TONE VOL – as reqd</li> <li style="padding-left: 20px;">lts (eleven) – off</li> <li>MSTR ALARM pb – lt off</li> <li>RATE MIN tb – OFF</li> <li style="padding-left: 20px;">HOLD tb – OFF</li> <li style="padding-left: 20px;">SCALE tb – gray</li> <li>EE MODE – OFF</li> <li style="padding-left: 20px;">MAN CONTR – ctr</li> <li style="padding-left: 20px;">tb (six) – bp</li> <li>B/U JOINT sel – SY</li> <li style="padding-left: 20px;">PL REL – OFF</li> <li style="padding-left: 20px;">DIRECT DR – ctr</li> <li>PARAM sel – PORT TEMP</li> <li>LTG ANNUN/NUM sel (two) – VAR,LO</li> <li style="padding-left: 20px;">PNL/INST sel – OFF</li> <li>JOINT sel – CRIT TEMP</li> <li>SINGLE/DIRECT DR – ctr</li> <li>SHDLR BRACE REL – ctr (tb-bp)</li> </ul> <hr style="border-top: 1px dashed black;"/>	<p>A8L (This panel may be deleted if RMS not flown)</p> <ul style="list-style-type: none"> <li>STBD RMS – OFF (tb-STO)</li> <li style="padding-left: 20px;">– (OFF (tb-bp) if no MPMs present)</li> <li>RETEN LAT – OFF (tb-LAT)</li> <li style="padding-left: 20px;">– (OFF (tb-bp) if no MPMs present)</li> <li>HTR (two) – OFF</li> <li>R-F-L tb (three) – gray</li> <li style="padding-left: 20px;">– (bp if no RMS flown)</li> <li>RMS SEL – OFF</li> <li style="padding-left: 20px;">PWR – OFF</li> <li>PORT RMS – OFF (tb-STO)</li> <li style="padding-left: 20px;">– (OFF (tb-bp) if no MPMs present)</li> <li>RETEN LAT – OFF (tb-LAT)</li> <li style="padding-left: 20px;">– (OFF (tb-bp) if no MRLs present)</li> <li>HTR (two) – OFF</li> <li>R-F-L tb (three) – gray</li> <li style="padding-left: 20px;">– (bp if no RMS flown)</li> <li>RMS RHC RATE – VERN</li> </ul> <hr/> <p>A3</p> <ul style="list-style-type: none"> <li>MON CONTRAST (two) – ctr</li> <li style="padding-left: 20px;">BRT (two) – ctr</li> <li style="padding-left: 20px;">COLOR (two) – as reqd</li> <li style="padding-left: 20px;">TINT (two) – as reqd</li> <li style="padding-left: 20px;">FUNCTION (two) – ctr</li> <li style="padding-left: 20px;">PWR (two) – OFF</li> </ul> <hr/>
--	---

NOT FLOWN

9-22

ASC/130/FIN 1



## AFT FLIGHT DECK PAYLOADS SWITCH LIST FOR HANDOVER INGRESS

L10U	(AVIU) SYNC/VIDEO – VIDEO HI-Z/75 – HI-Z PWR SEL – HI	L12LR	SSP-2 cb PDIP 2 PWR 1 – op
L11U	(PDIP 2) T-O/OIU/OIU – OIU (ctr) DC PWR 1 CABIN P/L – OFF 2 CABIN P/L – OFF	L12L	(PDIP 1) Ku BAND RATE – OFF DC PWR 1 CABIN P/L – OFF DC PWR 2 CABIN P/L – OFF
L12UL	SSP-1 cb SW PWR 1 – op PDIP 1 PWR 2/KuBAND RLY – op	R12	(VPU/OPP) VPU PWR – OFF
L12UR	SSP-1 Verify all tbs bp TCS PWR – OFF cb SW PWR 2 – op PDIP 1 PWR 1 – op OIU PWR – OFF (ctr)	R12	(OPP) cb OBSS SW PWR cb1 – op {Y} OBSS SW PWR – OFF
L12LL	SSP-2 cb PDIP 2 PWR 2 – op C/L CAM PWR – OFF (ctr)	R12	(OBSS) RSC PWR – OFF ITVC ENA – OFF SPEE PWR – OFF

NOT FLOWN

9-24

ASC/130/FIN 2







## HARDWARE CAUTION & WARNING CONFIGURATION

### UPPER LIMIT CHANGE

<p>4 CABIN PRESS</p> <p>7 OMS TK P OX-L</p> <p>14 CAB O2 FLOW 1 17 OMS TK P FU-L 24 CAB O2 FLOW 2 37 OMS TK P OX-R 39 MPS He Reg 1A P</p> <p>47 OMS TK P FU-R 49 MPS He Reg 2A P 54 CAB N2 FLOW 1 55 CAB FAN ΔP 59 MPS He Reg 3A P 64 CAB N2 FLOW 2 65 PPO2 #1 74 CABIN FAN ΔP 75 PPCO2 #1 79 MANF P LH2 85 ARS FAN ΔP 95 CAB TOTAL PRESS 105 H2O LOOP 1 PUMP OUT P 107 FREON LOOP 1 EVAP OUT T 117 FREON LOOP 2 EVAP OUT T</p>	<p><u>TO</u></p> <p>3.85 V/15.36 psia (OV103) 3.85 V/15.35 psia (OV104) 3.90 V/15.54 psia (OV105) 3.60 V/288 psi (OV103,5) 3.70 V/296 psi (OV104) 4.00 V/5.23 lb/hr (OV104,5) 3.60 V/288 psi 4.00 V/5.23 lb/hr (OV104,5) 3.60 V/288 psi 4.00 V/816.3 psia (OV103) 4.10 V/815.5 psia (OV104) 4.10 V/807.0 psia (OV105) 3.60 V/288 psi 4.00 V/810.6 psia (OV103) 4.00 V/5.23 lb/hr (OV105) 4.85 V/0.2" H2O (if SH flown) 3.90 V/806.5 psia (OV105) 4.00 V/5.23 lb/hr (OV105) 2.30 V/2.7 psi (if SH flown) 4.25 V/6.80" H2O 3.80 V/7.6 mmHg (if SH flown) 3.25 V/65 psi 4.85 V/0.2" H2O (if SH flown) 1.55 V/13.8 psi (if SH flown) 2.85 V/85.5 psia (OV104) 4.30 V/115.2 °F 4.30 V/115.2 °F</p>
---	---

### LOWER LIMIT CHANGE

<p>4 CABIN PRESS</p> <p>39 MPS He Reg 1A P</p> <p>49 MPS He Reg 2A P 59 MPS He Reg 3A P 74 CABIN FAN ΔP 105 H2O LOOP 1 PUMP OUT P 106 FREON FLOW 1 116 FREON FLOW 2</p>	<p><u>TO</u></p> <p>3.45 V/13.76 psia (OV103) 3.45 V/13.75 psia (OV104) 3.45 V/13.74 psia (OV105) 3.30 V/676 psia (OV103) 3.45 V/677.0 psia (OV105) 3.35 V/679.9 psia (OV103) 3.30 V/682.8 psia (OV105) 2.60 V/4.16" H2O 0.85 V/25.5 psia (OV104) 0.80 V/1186 lb/hr 0.80 V/1186 lb/hr</p>
---	---

### INHIBIT

<p>8 APU 1 EGT 18 APU 2 EGT 28 APU 3 EGT 30 CRYO O2 P TK4 (if TK4 not flown) 40 CRYO O2 P TK5 (if TK5 not flown) 54 CAB N2 FLOW 1 (OV104) 55 CAB FAN ΔP (if SH flown) 61 CRYO O2 HTR1 TK4 (if TK4 not flown) 64 CAB N2 FLOW 2 (OV104) 65 PPO2 (if SH flown) 71 CRYO O2 HTR2 TK4 (if TK4 not flown) 75 PPCO2 #1 (if SH flown) 77 OMS PBK OXID TK ULL P 80 CRYO H2 P TK4 (if TK4 not flown) 81 CRYO O2 HTR1 TK5 (if TK5 not flown) 85 ARS FAN ΔP (if SH flown unpowered) 87 OMS PBK FUEL TK ULL P 90 CRYO H2 P TK5 (if TK5 not flown) 95 CAB TOTAL PRESS (if SH flown)</p>
--

## MEDS CONFIGURATION FOR INGRESS

MDU	View Angle	Port Config	Selected Port	Flight Critical Bus	Display	Edgekey Menu
CRT1	positive	man	primary	3	DPS	DPS
CRT2	positive	man	primary	4	DPS	DPS
CRT3	positive	man	primary	4	DPS	DPS
CRT4	negative	man	primary	1	DPS	DPS
CDR1	positive	auto	primary	3	OMS/MPS	FLT INST
CDR2	positive	auto	primary	3	A/E PFD	DATA BUS
MFD1	positive	auto	primary	3	HYD/APU	SUBSYS STATUS
MFD2	positive	auto	primary	4	OMS/MPS	SUBSYS STATUS
PLT1	positive	auto	primary	4	A/E PFD	DATA BUS
PLT2	positive	auto	primary	4	HYD/APU	SUBSYS STATUS
AFD1	negative	auto	n/a	n/a	n/a	n/a

## MEDS RECONFIGURATION FOR PRELAUNCH MDU FAILURES

Failed MDU	New MDU	Selected Port	Flight Critical Bus	Display	Edgekey Menu
CDR1	—	—	—	—	—
CDR2	CDR1	primary	3	A/E PFD	DATA BUS
MFD1	CDR1	secondary	3	HYD/APU	SUBSYS STATUS
MFD2	CDR1 MFD1	secondary primary	3 3	HYD/APU OMS/MPS	SUBSYS STATUS SUBSYS STATUS
PLT1	PLT2	primary	4	A/E PFD	DATA BUS
PLT2	—	—	—	—	—



CUE CARD CONFIG

**CUE CARD  
CONFIG**

FAB USE ONLY

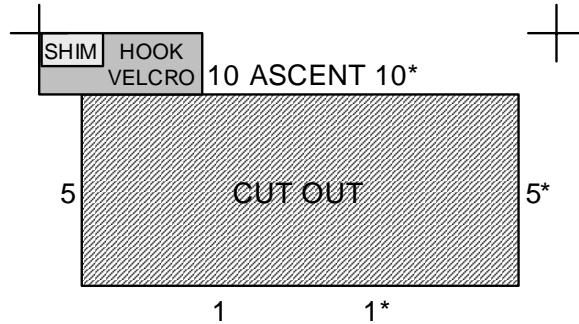
10-1

ASC/130/FIN



CUE CARD  
CONFIG

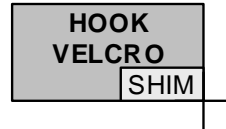
TOP



\*OPS 2/8 values are 5,1,0.2

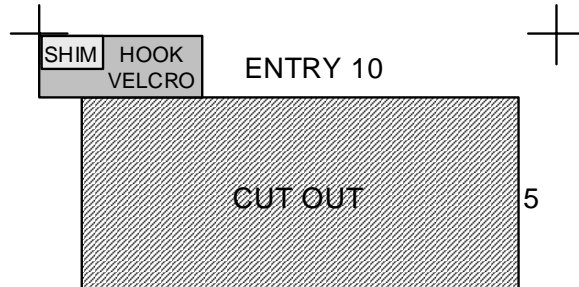
**ADI ERROR/RATE  
SWITCH**

ASC-1a/A,E/H



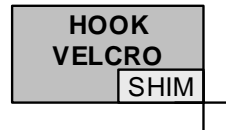
TOP

BACK OF 'ADI ERROR/RATE SWITCH'



R	$\alpha/g$	Y
25	5/1.25	2.5
25	2/1.25	2.5
10	1/0.50	2.5

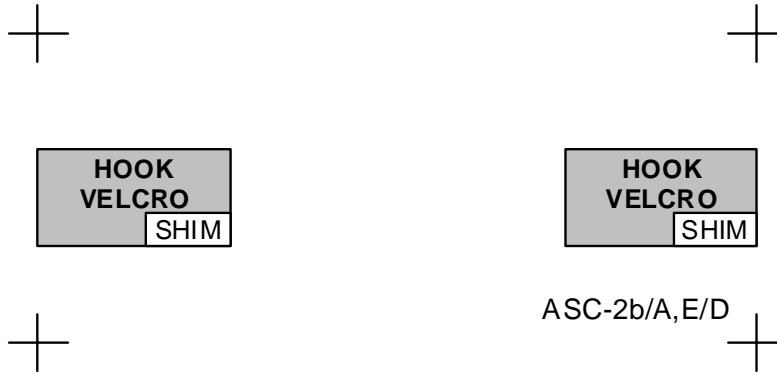
1  
ASC-1b/A,E/E



TOP

<b>ASCENT/ENTRY SPEC PASS</b>	<b>NO.</b>	<b>ASC-2a/A,E/E BFS</b>	<b>NO.</b>
GPC MEMORY	0	BFS MEMORY	0
IMU ALIGN (301)	21	GNC	
STRK/COAS CNTL (301)	22	HORIZ SIT	50
RCS (OPS 3)	23	OVERRIDE	51
HORIZ SIT	50	GPS STATUS	55
OVERRIDE	51	<u>SM</u>	
ENT CONTROL (OPS 3)	53	PL BAY DOORS	63
GPS STATUS	55		

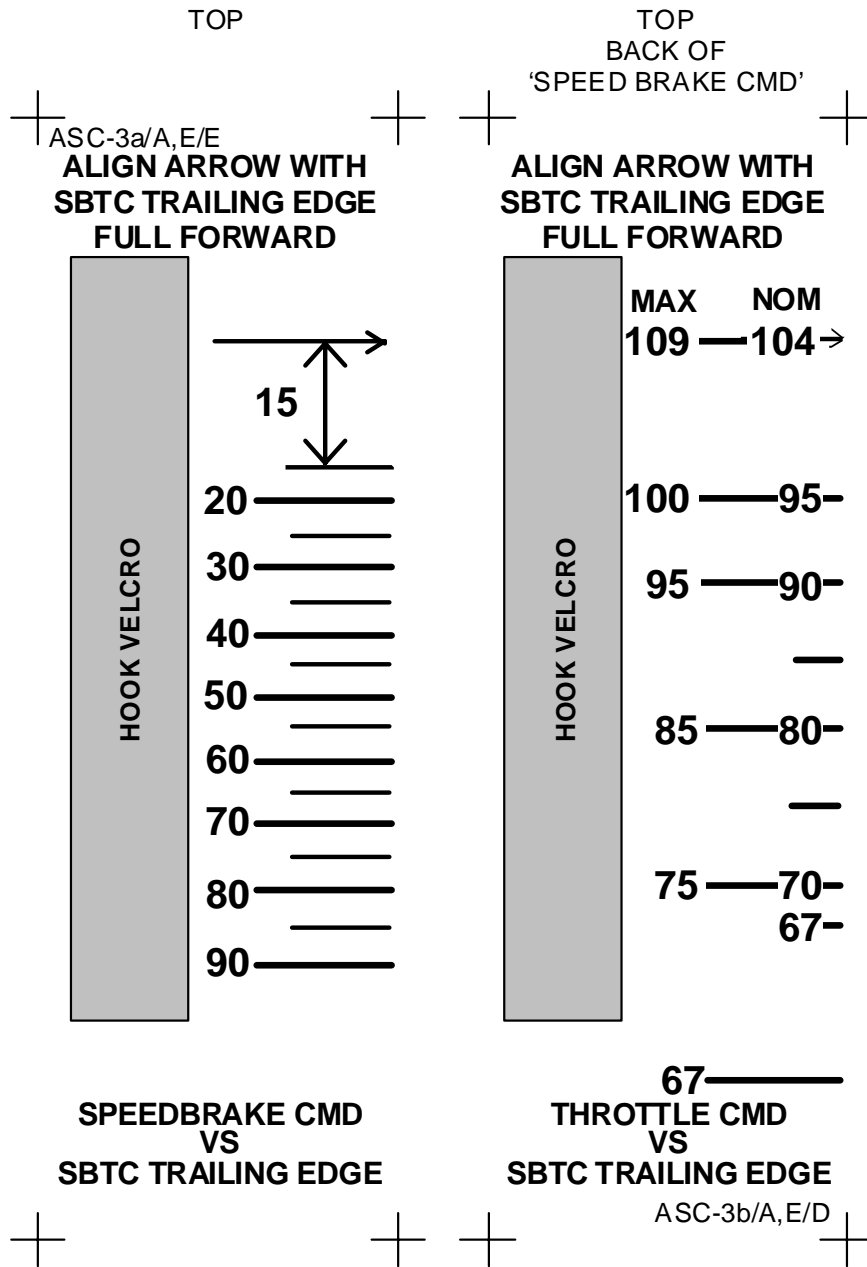
TOP  
BACK OF 'ASCENT/ENTRY SPEC'



FAB USE ONLY

CC 10-3

ASC/130/FIN

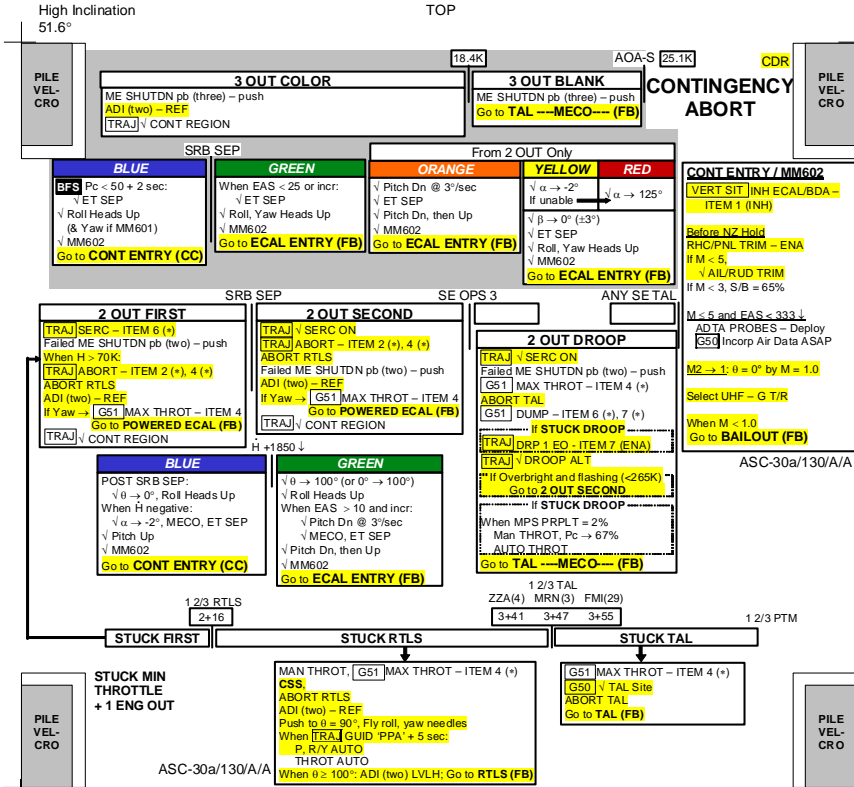


FAB USE ONLY

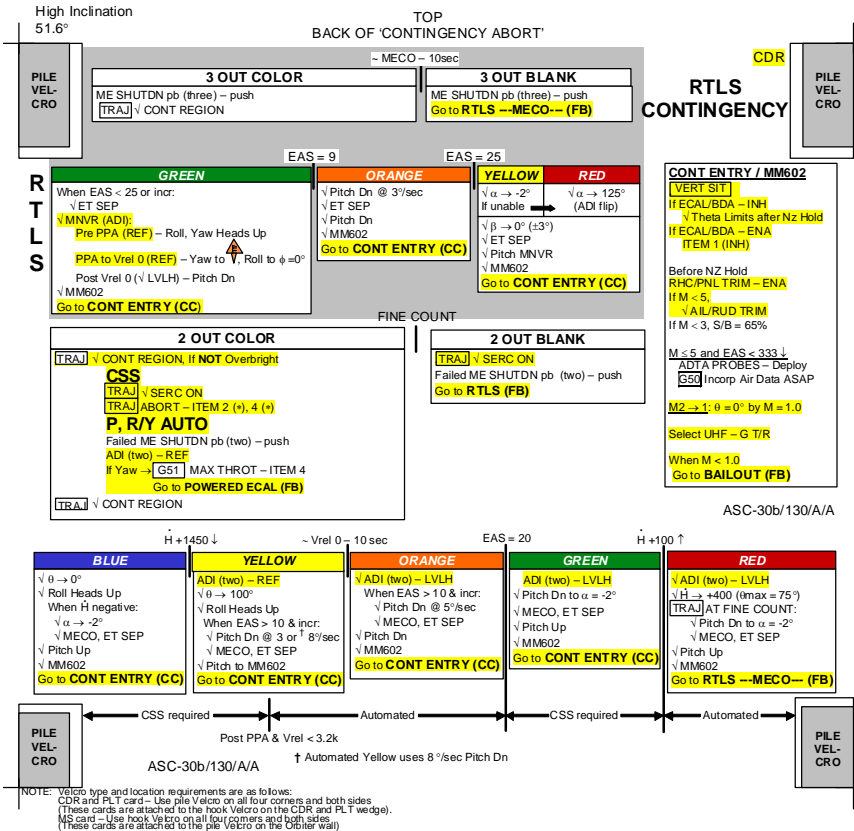
CC 10-4

ASC/130/FIN





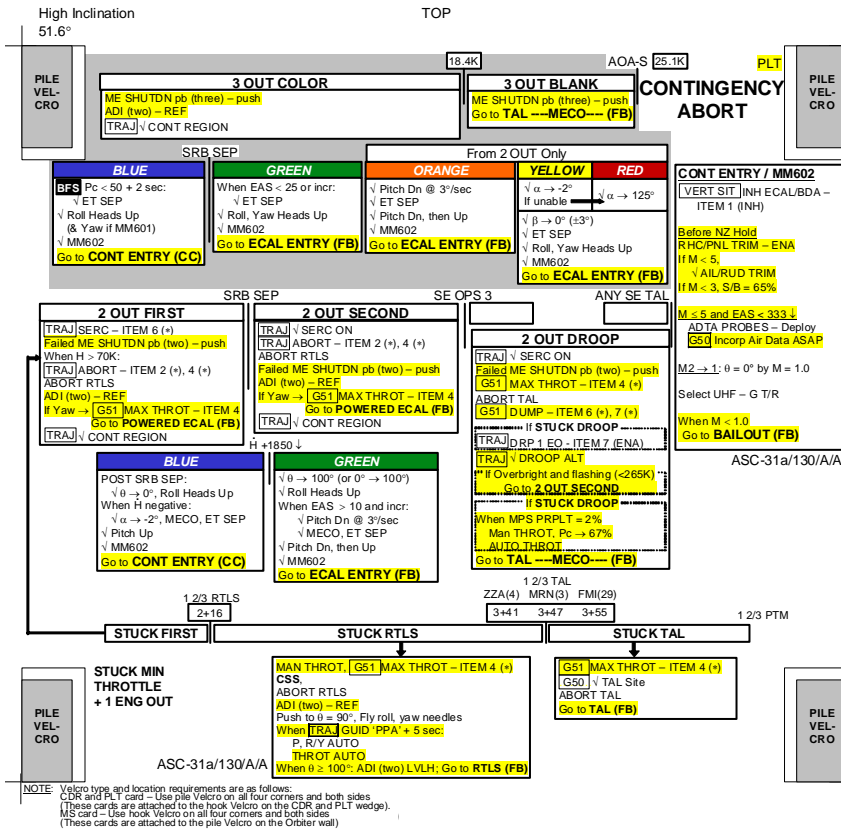
NOTE: Velcro type and location requirements are as follows:  
CDR and PLT card - Use pile Velcro on all four corners and both sides.  
(These cards are attached to the hook Velcro on the CDR and PLT wedge).  
MS card - Use hook Velcro on all four corners and both sides.  
(These cards are attached to the pile Velcro on the Orbiter wall)



FAB USE ONLY

(reduced copy)  
(A)CC 10-6

**CDR**  
ASC/130/FIN



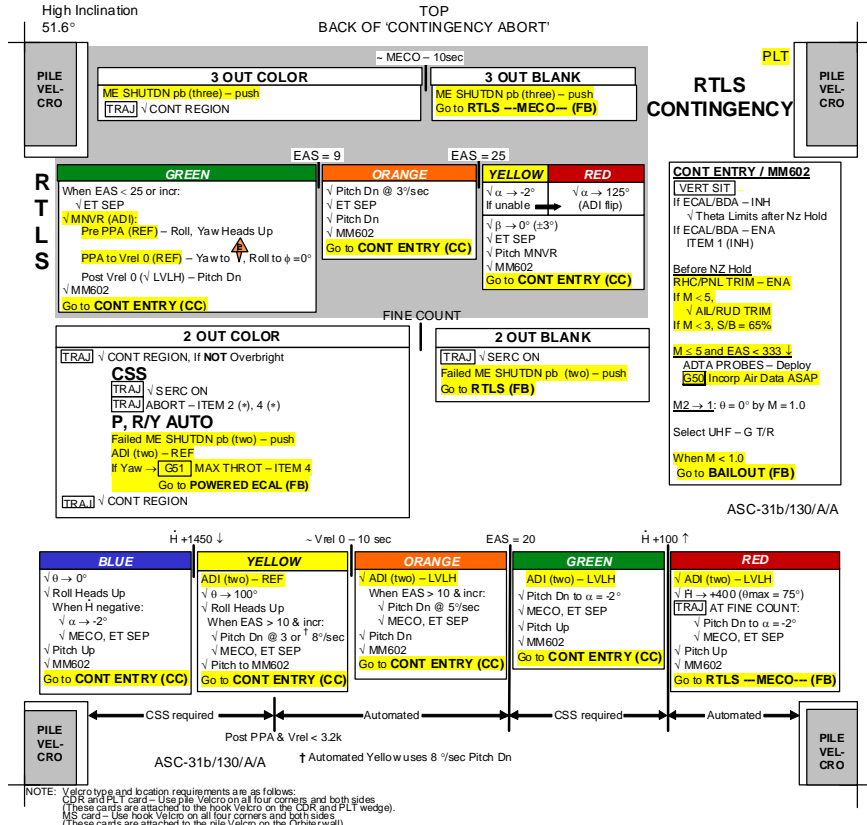
FAB USE ONLY

(reduced copy)

(B)CC 10-5

PLT

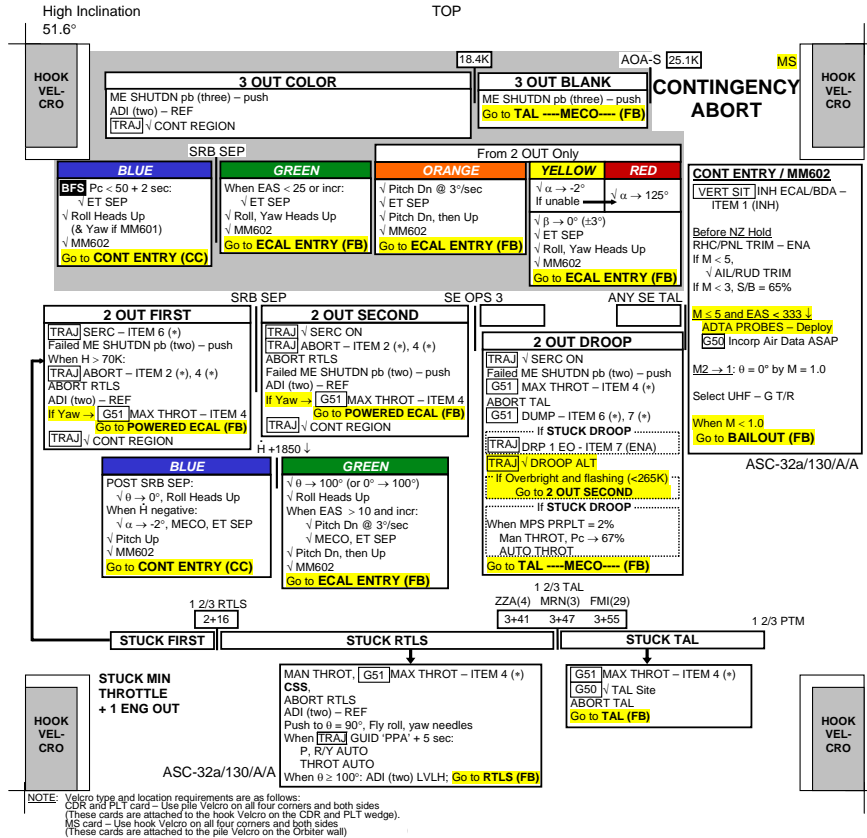
ASC/130/FIN



FAB USE ONLY

(reduced copy)  
(B)CC 10-6

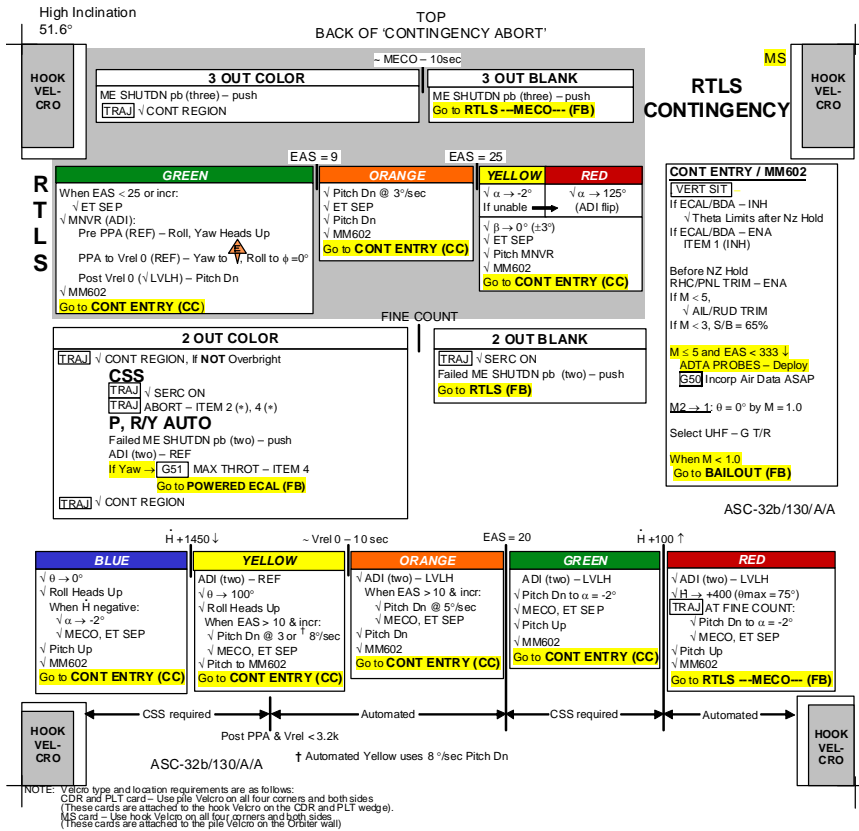
PLT  
ASC/130/FIN



FAB USE ONLY

(reduced copy)  
(C)CC 10-5

**MS**  
ASC/130/FIN



TOP

HOOK  
VELCRO
**OMS 2  
BURN  
MONITOR**
HOOK  
VELCRO

<b>OMS TEMP*</b> FU IN P ≥ <table style="display: inline-table; border-collapse: collapse;"><tr><td style="border: 1px solid black; padding: 0 5px;">L</td><td style="border: 1px solid black; padding: 0 5px;">R</td></tr><tr><td style="border: 1px solid black; padding: 0 5px;">219</td><td style="border: 1px solid black; padding: 0 5px;">220</td></tr><tr><td style="border: 1px solid black; padding: 0 5px;">≤</td><td style="border: 1px solid black; padding: 0 5px;">201</td></tr><tr><td style="border: 1px solid black; padding: 0 5px;"></td><td style="border: 1px solid black; padding: 0 5px;">208</td></tr></table> or No FU IN P	L	R	219	220	≤	201		208	OMS ENG FAIL ----- OMS PRPLT FAIL
L	R								
219	220								
≤	201								
	208								
<b>OMS PC* &amp; OMS ↓</b> (BFS: √accel) ENG VLV 1 or 2 < 70 or OX IN P > 227 ----- OX IN P ≤ 227 or No OX IN P	OMS ENG FAIL ----- OMS PRPLT FAIL								
<b>OMS OX/FU TK P</b> (√ENG IN P) OX/FU LOW ----- OX & FU HIGH	He PRESS/VAP ISOL (two) – OP If aff TK P not incr: He PRESS/VAP ISOL (two) – CL At PC < 72 or OMS TEMP or HP > 85: OMS PRPLT FAIL ----- He PRESS/VAP ISOL (two) – CL Cycle He A (B) to maintain TK P 234-284								
<b>OMS He TK P LOW</b> (√ OMSMPS)	At He P < 640 or QTY ≤ 41: If HP < 85: OMS XFEED from good OMS At HP > 85: OMS PRPLT FAIL								
<b>OMS N2 REG P HIGH or LOW</b>	OMS ENG – ARM								
<b>OMS N2 TK P LOW</b> (√ OMSMPS)	At N2 TKP < 470: OMS ENG – ARM								
<b>OMS GMBL</b>	PRI fail L(R) OMS GMBL – SEC ----- SEC fail If high RCS usage: OMS ENG FAIL								
<b>GPC</b>	1(4) & Burning OMS aff aff GPC PWR – OFF If SEC GMBL avail: aff MDM FF 1(4) – OFF, ON L(R) OMS GMBL – SEC ----- SEC GMBL lost If high RCS usage: OMS ENG FAIL ----- 2 FAs lost √MAN SHUTDN								
<b>I/O ERROR FA</b>	1(4) L(R) OMS GMBL – SEC ----- ♦ I/O RESET (if recov: BFS I/O RESET) If high RCS usage: OMS ENG FAIL ----- 2 FAs lost √MAN SHUTDN								
<b>BCE STRG D</b>	1(4) I/O RESET (if recov: >>) ----- If high RCS usage: L(R) OMS GMBL – SEC								
<b>I/O ERROR PCM</b>	OI PCMMU PWR – 2(1)								

\* If XFD, BLDN, or sensor fail, monitor ENG IN P for off-nominal performance

ASC-5a/130/A,O/A

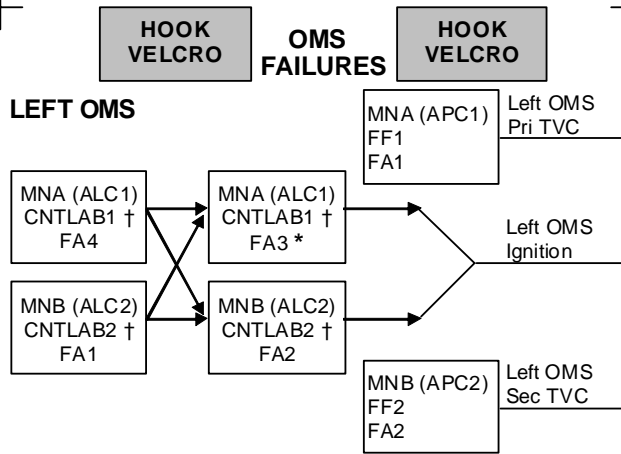
(reduced copy)

FAB USE ONLY

CC 10-7

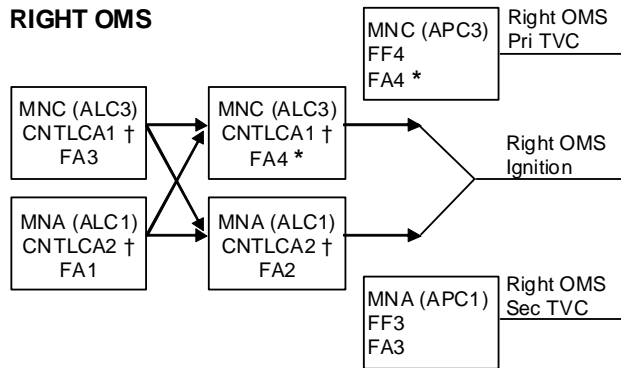
ASC/130/FIN

TOP  
BACK OF 'OMS BURN MONITOR'



† If CNTL AB1 or AB2 (CA1 or CA2) failed and ign path still exists at OMS fail, assume L(R) OMS ↓ is PRPLT FAIL

\* If L(R) P<sub>c</sub> failed high during burn, or FA3(4) failed, at L(R) OMS fail, no guidance downmode after L(R) OMS ENG switch OFF (TGO slow, ADI needles in error, 6 ft/s underburn)



If two FA MDMs lost		
MDMs	Preburn: ENG – OFF	During burn: MAN SHUTDN
1,2	LEFT (TVC)	BOTH
1,3	RIGHT (IGN)	LEFT
1,4	LEFT (IGN)	RIGHT
2,3	LEFT (IGN)	RIGHT
2,4	RIGHT (IGN)	LEFT
3,4	RIGHT (TVC)	BOTH

ASC-5b/A,O,E/I

(reduced copy)

FAB USE ONLY

CC 10-8

ASC/130/FIN



TOP

HOOK  
VELCRO

**OMS 2/  
ORBIT OMS  
BURNS**

HOOK  
VELCRO

√MM105/202(302)  
 Enter TGO +5 sec (2 eng) or TGO +10 sec (1 eng)  
 √BURN ATT (INRTL) then REF, pb – push  
 √ENG SEL √DAP TRANS – NORM (MM202)  
 CNTL PWR (two) – ON √DAP – AUTO(PASS)/DISC  
 √GMBL TRIM  
 2 engine: P = +0.4 LY = -5.7 RY = +5.7  
 1 engine: P = +0.4 LY = +5.2 RY = -5.2  
 L,R OMS He PRESS/VAP ISOL A (two) – OP  
 . . . Wait 2 sec . . .  
 L,R OMS He PRESS/VAP ISOL B (two) – GPC (OP for SE  
 burn)

ORB BURN A	GPC	OP	CL
B			

TIG-2 SEL OMS ENG(s) – ARM/PRESS (√P VLVs OP)  
 If P VLV CL: Aff OMS ENG – OFF

**WARNING**  
 Do not burn aff engine if:  
 OMS N2 TK P < 470(564) (NONCRIT BURN)  
 He TK P < 640  
 FU ENG IN P < 216(244)  
 OX ENG IN P < 151(244)

ΔVTOT: OMS XFEED RETURN (Planned Single Engine)

-:15 EXEC  
 If OMS ENG P<sub>c</sub> MSG and non critical burn: Aff ENG – OFF  
 If Leaking OMS PROP, burn RCS +X TIG - 15 sec to OMS IGN  
 + 1 sec  
 :00 TIG; start watch (√P<sub>c</sub>, ΔVTOT, ENG VLVs)

**\* OMS PRPLT FAIL:**  
 \* **HP < [85] (CONTINUE BURN):**  
 \* Failed OMS ENG – OFF  
 \* √XFEED (two) – CL  
 \* TK ISOL (two) – CL  
 \* He PRESS (two) – CL  
 \* **HP > [85] (STOP BURN):**  
 \* OMS ENG (two) – OFF  
 \* √Failed OMS XFEED (two) – CL  
 \* TK ISOL (two) – CL  
 \* He PRESS (two) – CL  
 \* **OMS ENG FAIL:**  
 \* ASCENT or CRIT O/O (Continue Burn)  
 \* Failed ENG – OFF  
 \* OMS XFEED at → 1/2 ΔVTOT     
 \* at FAIL  
 \* **RCS COMPLETION:** (Hp < [85] or CRIT O/O)  
 \* Interconnect to either OMS that was ENG FAIL  
 \* THC +X (Hp = [85])  
 \* Post burn, AFT RCS RECONFIG

CUTOFF  
 +:02 OMS ENG(s) – OFF (if < 3 IMU, at :  )  
 Trim

Residuals:	OMS 2	TAIL ONLY CNTL	Orbit
	VGO X < 0.2 fps	VGO X < +0.2 fps	All axes < 0.2 fps
	VGO Y,Z < 2 fps		

ASC-6a/130/A,O/A

(reduced copy)

FAB USE ONLY

CC 10-9

ASC/130/FIN

TOP  
BACK OF 'OMS2/ORBIT OMS BURNS'

HOOK  
VELCRO

OPS 1  
RCS BURN

HOOK  
VELCRO

AFT RCS

√RCS BURN CONFIG:  
OMS TK ISOL (all) – OP OMS TK  
L(R) OMS XFEED (two) – OP switch at  
R(L) OMS XFEED (two) – CL 1/2 ΔVTOT  
AFT L,R RCS XFEED (four) – OP (If reqd)  
TK ISOL (six) – CL

TIG-2 L,R OMS He PRESS/VAP ISOL A – OP  
... Wait 2 sec ...  
L,R OMS He PRESS/VAP ISOL B – OP  
√MM105  
CNTLR PWR (two) – ON  
√BURN ATT (INRTL) then REF, pb – push  
√RCS SEL  
DAP: INRTL/DISC  
:00 + X  
Maintain PITCH ATT ERR ± 3°  
Monitor OMS data  
Monitor ΔVTOT  
CUTOFF Release THC  
CNTLR PWR (two) – OFF

FWD RCS

**FRCS BURN PREP**  
Load DUMMY target for FRCS attitude  
RCS SEL – ITEM 4 EXEC  
TIG @ TTA = 2:00 or as reqd  
ΔVX = -2.1 (ITEM 19)  
ΔVY = 0 (ITEM 20)  
ΔVZ = +1.0 (ITEM 21)  
LOAD – ITEM 22 EXEC  
TIMER – ITEM 23 EXEC  
TIG-10 Auto Mnvr to ATT  
When in attitude:  
ADI ATT – REF (push)  
Load External ΔV Burn Target  
ΔVX = +80  
ΔVY = 0  
ΔVZ = 0  
LOAD – ITEM 22 EXEC  
TIMER – ITEM 23 EXEC  
√VGOX = negative  
√VGOY = 0  
√VGOZ = +21 ± 2  
√REF ball – 0,0,0

NOTE

Error needles invalid during burn  
Burn time = ~2X TGO  
TGT Hp =  for ASCENT

-:30 CNTLR PWR (two) – ON  
DAP: INRTL/DISC  
:00 -X  
CUTOFF CUR HP = TGT HP , release THC  
CNTLR PWR (two) – OFF

ASC-6b/130/A,O/A

(reduced copy)

FAB USE ONLY

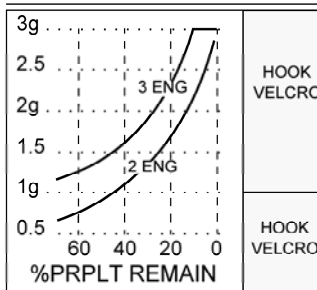
CC 10-10

ASC/130/FIN

TOP

**ASCENT ADI - NOMINAL**

TIME	$\theta$	H	$\dot{H}$	(130 OCF CY)
0:30	68	9K	630	
0:50	63	25K	978	
1:10	55	49K	1393	
1:30	39	82K	1866	
1:50	31	122K	2182	



-STAGING-

$V_i$	$\theta$	H	$\dot{H}$	ASC-14g/130/A/A
6	19	218K	1719	
7	16	276	1268	
8	13	311	918	
9	11	333	635	
10	9	346	403	
12	6	357	61	
14	9	356	-149	
16	25	350	-234	
18	23	344	-270	
20	21	339	-220	
22	19	337	-106	
24	17	337	64	
25819	13	345	273	

HOOK VELCRO

TOP  
BACK OF 'ASCENT  
ADI - NOMINAL'

**ENTRY ALPHA**

VR	$\alpha_{ref}$	R	H	Href	Rref
25	HI 40	LO 4412	400		
24	HI 40	LO 2606	249	-47	L79
23	43 40	37 2137	241	-64	69
22	43 40	37 1784	234	-84	63
21	43 40	37 1509	228	-106	60
20	43 40	37 1284	220	-124	59
19	43 40	37 1115	214	-147	60
18	43 40	37 972	208	-170	R61
17	43 40	37 859	202	-189	61
16	43 40	37 767	194	-197	63

**KSC 15**

MAX L/D	
M	$\alpha$
3	17
2	15
1	12

(130 OCF CY)

ASC-14b/130/A,E/A

VR	$\alpha_{ref}$	R	H	Href	Rref
15	43 40	37 684	188	-118	64
14	43 40	37 612	184	-127	62
13	43 40	37 544	180	-137	60
12	43 40	37 481	175	-153	58
11	42 39	36 425	170	-195	56
10	41 38	35 374	163	-174	L50
9	39 36	33 326	159	-207	44
8	37 34	31 277	151	-239	40
7	33 30	27 229	141	-267	39
6	30 27	24 185	130	-271	40
5	26 23	20 141	117	-273	41
4	22 19	18 106	104	-264	R40
3	19 16	15 75	91	-248	38
2.5	14	61	83	-259	
2	14	50	77	-256	
1.5	10	39	69	-308	
1	8	28	53	-264	

HOOK VELCRO

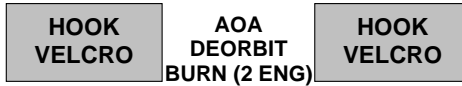
(reduced copy)

FAB USE ONLY

CC 10-11

ASC/130/FIN

TOP



√MM302      √OMS BOTH  
 Enter TGO + 5 sec  
 √TRIM: P +0.4, LY -5.7, RY +5.7  
 L,R OMS He PRESS/VAP ISOL A (two) – GPC  
 B (two) – OP  
 √DAP – AUTO(PASS)/DISC  
 ADI – LVLH(REF)/HI/MED  
 FLT CNTLR PWR (two) – ON

TIG-2      OMS ENG (two) – ARM/PRESS  
 - :15 EXEC  
 - :15 If OMS AFT QTY < 11%, THC +X to OMS IGN + 1 sec  
 :00 Start watch (√P<sub>c</sub>, ΔVTOT, ENG VLVs)

- \* **OMS PRPLT FAIL (CONTINUE BURN):** \*
- \* Failed OMS ENG – OFF \*
- \* ITEM 18 +0 EXEC \*
- \* When good OMS QTY: \*
- \*    5%: L, R OMS XFEED (four) – OP \*
- \*    4%: Good OMS TK ISOL (two) – CL \*
- \*    If OMS P<sub>c</sub> < 80 or OMS TEMP, \*
- \*    OMS ENG – OFF \*
- \*    √ADI – LVLH, center needles \*
- \*    RCS COMPLETION \*
- \* **OMS ENG FAIL:** \*
- \* Failed OMS ENG – OFF \*
- \* OMS XFEED at 1/2 ΔVTOT at fail     \*
- \* or OMS QTY   %L or   %R \*
- \* **2nd OMS FAIL (ENG or PRPLT):** \*
- \* Failed OMS ENG – OFF \*
- \* If PRPLT FAIL: \*
- \*    Secure aff OMS \*
- \*    ITEM 18 +0 EXEC \*
- \*    √ADI – LVLH, center needles \*
- \*    Interconnect good OMS to RCS \*
- \*    THC +X (√OMS% vs RCS Burn Time) \*
- \*    RCS I'CNCT TK SW (N/A for OMS PRPLT FAIL) \*
- \*    THC +X (√OMS% vs RCS Burn Time) \*
- \*    AFT RCS RECONFIG \*
- \*    RCS COMPLETION \*

ASC-8a/A/E

HINGE

(reduced copy)

FAB USE ONLY

CC 10-12

ASC/130/FIN

TOP  
HINGED AT BOTTOM OF  
'AOA DEORBIT BURN (2 ENG)'  
HINGE

\* **RCS COMPLETION:**

\* If DIRECT INSERTION:

\* THC +X to  $\Delta VTOT = 0$  or TOT AFT QTY 1   %

\* At AFT QTY 1                    THC +X to FLIP  $\Delta V$  or  
\* if CUR  $\Delta VTOT$ :                TOT AFT QTY 2   % then  
\*                                        FRCS COMPLETION

\* FLIP   -----  
\*  $\Delta V$                                         FRCS COMPLETION

\* AFT   -----  
\*  $\Delta V$                                         THC +X to TGT  $\Delta V$

\* TGT   -----  
\*  $\Delta V$

\* If w/OMS 1:

\* THC +X to TGT HP or TOT AFT QTY 1   %

\* At AFT QTY 1                    THC +X to FLIP HP or  
\* if CUR HP:                        TOT AFT QTY 2   % then  
\*                                        FRCS COMPLETION

\* FLIP   -----  
\* HP                                        FRCS COMPLETION

\* AFT   -----  
\* HP                                        THC +X to TGT HP

\* TGT   -----  
\* HP

\* **FRCS COMPLETION:**

\* Mnv to -X Att (pitch up at 3°/sec to VGOz = +1/4  $\Delta VTOT$ )  
\* THC -X to  $\Delta VTOT = 0$  or FRCS depletion (JETS FAIL OFF)

CUTOFF

+ :02 OMS ENG(s) – OFF (If < 3 IMU, at : )  
\* AFT RCS RECONFIG if INTERCONNECT \*  
Trim X,Z residuals < 2 fps (< 0.5 fps if shallow)

ASC-8aa/130/A/A

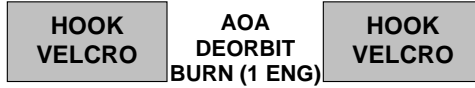
(reduced copy)

FAB USE ONLY

CC 10-13

ASC/130/FIN

TOP  
 BACK OF 'AOA DEORBIT BURN (2 ENG)'



- √MM302      √OMS L or R
- √OMS BURN CONFIG (L or R XFEED)
- Enter TGO + 10 sec
- √TRIM: P +0.4, LY +5.2, RY -5.2
- L,R OMS He PRESS/VAP ISOL A (two) – OP
- . . . Wait 2 sec . . .      B (two) – OP
- √DAP – AUTO(PASS)/DISC
- ADI – LVLH(REF)/HI/MED
- FLT CNTLR PWR (two) – ON
- TIG-2      Good OMS ENG – ARM/PRESS
- :15      EXEC
- :15      If OMS AFT QTY < 11%, THC +X to OMS IGN + 1 sec
- :00      Start watch (√Pc, ΔVTOT, ENG VLVs)

OMS XFEED RETURN at ΔVTOT =    %  
 or   at   %  
 L,R OMS TK ISOL (four) – OP  
 XFEED (four) – CL

- \* **OMS PRPLT FAIL (CONTINUE BURN):** \*
- \* OMS ENG – OFF \*
- \* ITEM 18 +0 EXEC \*
- \* Secure aff OMS \*
- \* √ADI – LVLH, center needles \*
- \* Interconnect good OMS to RCS \*
- \* THC +X (√OMS% vs RCS Burn Time) \*
- \* AFT RCS RECONFIG \*
- \* RCS COMPLETION \*
- \* **OMS ENG FAIL (CONTINUE BURN):** \*
- \* OMS ENG – OFF \*
- \* √ADI – LVLH, center needles \*
- \* Interconnect good OMS to RCS \*
- \* THC +X (√OMS% vs RCS Burn Time) \*
- \* RCS I'CNCT TK SW \*
- \* THC +X (√OMS% vs RCS Burn Time) \*
- \* AFT RCS RECONFIG \*
- \* RCS COMPLETION \*
- \* **RCS +X JET FAIL OFF:** \*
- \* ITEM 18 +0 EXEC \*
- \*  Resel jet      ASC-8b/A/B \*

HINGE

(reduced copy)

FAB USE ONLY

CC 10-14

ASC/130/FIN

TOP  
HINGED AT BOTTOM OF  
'AOA DEORBIT BURN (1 ENG)'  
HINGE

\* **RCS COMPLETION:**

\* If DIRECT INSERTION:

\* THC +X to  $\Delta VTOT = 0$  or TOT AFT QTY 1   %

\* At AFT QTY 1                      THC +X to FLIP  $\Delta V$  or  
\* if CUR  $\Delta VTOT$ :                      TOT AFT QTY 2   % then  
\*    FRCS COMPLETION

\* FLIP   -----  
\*  $\Delta V$     FRCS COMPLETION

\* AFT   -----  
\*  $\Delta V$     THC +X to TGT  $\Delta V$

\* TGT   -----  
\*  $\Delta V$

\* If w/OMS 1:

\* THC +X to TGT HP or TOT AFT QTY 1   %

\* At AFT QTY 1                      THC +X to FLIP HP or  
\* if CUR HP:                              TOT AFT QTY 2   % then  
\*    FRCS COMPLETION

\* FLIP   -----  
\* HP    FRCS COMPLETION

\* AFT   -----  
\* HP    THC +X to TGT HP

\* TGT   -----  
\* HP

\* **FRCS COMPLETION:**

\* Mnv to -X Att (pitch up at 3°/sec to VGOz = +1/4  $\Delta VTOT$ )  
\* THC -X to  $\Delta VTOT = 0$  or FRCS depletion (JETS FAIL OFF)

CUTOFF

+ :02 OMS ENG – OFF (If < 3 IMU, at  :  )  
\* AFT RCS RECONFIG if INTERCONNECT \*  
Trim X,Z residuals < 2 fps (< 0.5 fps if shallow)

ASC-8bb/130/A/A

(reduced copy)

FAB USE ONLY

CC 10-15

ASC/130/FIN

TOP

**AOA  
DEORBIT  
BURN (RCS)**

√MM302      √RCS SEL  
√RCS BURN CONFIG (L OMS I'CNCT)

L,R OMS He PRESS/VAP ISOL A (two) – OP  
... Wait 2 sec ...                      B (two) – OP

√DAP – INRTL/DISC  
ADI – LVLH(REF)/MED/MED  
FLT CNTLR PWR (two) – ON

TIG      THC +X  
Maintain PITCH ATT ERR ± 3°  
Monitor ΔVTOT

RCS I'CNCT TK SW at ΔVTOT =   
R OMS XFEED (two) – OP  
L OMS XFEED (two) – CL

**OMS PRPLT LOW**  
AFT RCS RECONFIG AT ΔVTOT =   
RCS COMPLETION

- \* **OMS PRPLT FAIL (MULTIPLE JETS FAIL OFF):** \*
- \*   Secure aff OMS \*
- \*   ITEM 18 +0 EXEC \*
- \*   G23 Resel jets \*
- \*   Interconnect good OMS to RCS \*
- \*   THC +X (√OMS% vs RCS Burn Time) \*
- \*   AFT RCS RECONFIG \*
- \*   RCS COMPLETION \*
- \* **RCS +X JET FAIL OFF:** \*
- \*   ITEM 18 +0 EXEC \*
- \*   G23 Resel jets \*

HINGE

ASC-7a/AB

(reduced copy)

FAB USE ONLY

CC 10-16

ASC/130/FIN



TOP  
HINGED AT BOTTOM OF  
'AOA DEORBIT BURN (RCS)'  
HINGE

```

* RCS COMPLETION:
* If DIRECT INSERTION:
*   THC +X to  $\Delta VTOT = 0$  or TOT AFT QTY 1    %
*
*   At AFT QTY 1      THC +X to FLIP  $\Delta V$  or
*   if CUR  $\Delta VTOT$ :   TOT AFT QTY 2    % then
*                   FRCS COMPLETION
*
*   FLIP   -----
*    $\Delta V$         FRCS COMPLETION
*
*   AFT   -----
*    $\Delta V$         THC +X to TGT  $\Delta V$ 
*
*   TGT   -----
*    $\Delta V$   
*
* If w/OMS 1:
*   THC +X to TGT HP or TOT AFT QTY 1    %
*
*   At AFT QTY 1      THC +X to FLIP HP or
*   if CUR HP:        TOT AFT QTY 2    % then
*                   FRCS COMPLETION
*
*   FLIP   -----
*   HP        FRCS COMPLETION
*
*   AFT   -----
*   HP        THC +X to TGT HP
*
*   TGT   -----
*   HP  
*
* FRCS COMPLETION:
*   Mnv to -X Att (pitch up at 3°/sec to VGOz = +1/4  $\Delta VTOT$ )
*   THC -X to  $\Delta VTOT = 0$  or FRCS depletion (JETS FAIL OFF)

```

CUTOFF:  
VGOx = 0, release THC  
AFT RCS RECONFIG  
Trim Inplane X,Z residuals < 2 fps (< 0.5 fps if shallow)  
ASC-7aa/130/A/A



TOP  
 BACK OF 'AOA DEORBIT BURN (RCS)'



**HOOK  
 VELCRO**

**HOOK  
 VELCRO**



HINGE


ASC-7b/A/B



FAB USE ONLY

(reduced copy)  
 CC 10-18

ASC/130/FIN



TOP  
HINGED AT BOTTOM OF  
BACK OF 'AOA DEORBIT BURN (RCS)'  
HINGE



ASC-7bb/A/B



FAB USE ONLY

(reduced copy)  
CC 10-19

ASC/130/FIN

TOP

PILE  
VELCRO

HOOK  
VELCRO

PILE  
VELCRO

**ZZA TAL REDESIGNATION  
(130 OCF CYC)**

1st E.O. VI		6000	6100	6200	6300	6400	6500	6600	6700
SE OPS 3 ZZA 109	(4)	11200	11300	11300	11400	11500	11600	11600	11700
SE ZZA 104	(4)	17100	17000	16800	16600	16400	16200	16000	15900

1st E.O. VI		6800	6900	7000	7100	7200	7300	7400	7500
SE OPS 3 ZZA 109	(4)	11700	11800	11800	11800	11700	11700	11700	11700
SE ZZA 104	(4)	15700	15500	15400	15200	15100	14900	14800	14600

1st E.O. VI		7600	7700	7800	7900	8000	8100	8200	8300
SE OPS 3 ZZA 109	(4)	11700	11700	11700	11600	11600	11600	11600	11600
SE ZZA 104	(4)	14500	14400	14200	14100	14000	13900	13900	13800

1st E.O. VI		8400	8500	8600	8700	8800	8900	9000	9100
SE OPS 3 ZZA 109	(4)	11600	11600	11600	11600	11600	11600	11600	11600
SE ZZA 104	(4)	13700	13700	13600	13600	13500	13500	13500	13500

1st E.O. VI		9200	9300	9400	9500	9600	9700	9800	9900
SE OPS 3 ZZA 109	(4)	11600	11700	11700	11700	11700	11700	11700	11700
SE ZZA 104	(4)	13400	13400	13400	13400	13400	13400	13500	13500

1st E.O. VI		10000	10100	10200	10300	10400	10500	10600	10700
SE OPS 3 ZZA 109	(4)	11700	11800	11800	11800	11800	11800	11800	11800
SE ZZA 104	(4)	13500	13500	13500	13500	13600	13600	13600	13600

NOTE: SE OPS 3 boundary based on first capability to INN (Site 26)  
with no TAL delay

ASC-9a/130/A/A

PILE  
VELCRO

HOOK  
VELCRO

PILE  
VELCRO

(reduced copy)

FAB USE ONLY

CC 10-20

ASC/130/FIN

TOP  
BACK OF 'ZZA TAL REDESIGNATION'

HOOK  
VELCRO

HOOK  
VELCRO

HOOK  
VELCRO

ECAL – ZZA or MRN or FMI PRIME TAL

1st EO VI (KFPS)	5.6	5.8	6.0	6.2	6.4	6.6	6.8
CHERRY POINT (7)		6.7 - 7.0	6.7 - 7.2	6.8 - 7.3	6.8 - 7.4	6.9 - 7.5	6.9 - 7.6
CAPE COD CGAS (16)		10.3 - 11.1	10.3 - 11.2	10.2 - 11.3	10.2 - 11.5	10.2 - 11.6	10.2 - 11.6

1st EO VI (KFPS)	7.0	7.2	7.4	7.6	7.8	8.0	8.2
CHERRY POINT (7)	7.0 - 7.7	7.2 - 7.8	7.4 - 7.9	7.6 - 7.9	7.8 - 8.0	8.0 - 8.0	
GABRESKI (15)					10.5 - 10.7	10.4 - 10.8	10.3 - 11.0
CAPE COD CGAS (16)	10.2 - 11.7	10.2 - 11.8	10.2 - 11.9	10.2 - 12.0	10.2 - 12.1	10.2 - 12.1	10.3 - 12.2

1st EO VI (KFPS)	8.4	8.6	8.8	9.0	9.2	9.4	9.6
OCEANA NAS (8)		8.6 - 9.0	8.8 - 9.1	9.0 - 9.2	9.2 - 9.3		
WALLOPS (9)				9.4 - 9.6	9.2 - 9.7	9.4 - 9.8	9.6 - 9.8
GABRESKI (15)	10.3 - 11.1	10.3 - 11.2	10.3 - 11.3	10.4 - 11.3	10.4 - 11.4	10.4 - 11.5	10.4 - 11.5
CAPE COD CGAS (16)	10.3 - 12.3	10.3 - 12.3	10.3 - 12.4	10.4 - 12.4	10.4 - 12.5	10.5 - 12.6	10.5 - 12.6
PEASE INT'L (17)	11.3 - 11.7	11.3 - 11.9	11.3 - 12.0	11.3 - 12.1	11.3 - 12.2	11.3 - 12.2	11.3 - 12.3

1st EO VI (KFPS)	9.8	10.0	10.2	10.4	10.6	10.8	11.0
WALLOPS (9)	9.8 - 9.9						
GABRESKI (15)	10.4 - 11.6	10.5 - 11.7	10.5 - 11.7	10.5 - 11.8	10.6 - 11.8	10.8 - 11.9	11.0 - 11.9
CAPE COD CGAS (16)	10.5 - 12.7	10.5 - 12.7	10.6 - 12.8	10.6 - 12.8	10.7 - 12.9	10.8 - 12.9	11.0 - 12.9
PEASE INT'L (17)	11.3 - 12.4	11.4 - 12.5	11.4 - 12.5	11.5 - 12.6	11.5 - 12.6	11.5 - 12.7	11.5 - 12.7

1st EO VI (KFPS)	11.2	11.4	11.6	11.8	12.0	12.2	12.4
GABRESKI (15)	11.2 - 12.0	11.4 - 12.0	11.6 - 12.1	11.8 - 12.2	12.0 - 12.2	12.2 - 12.3	
CAPE COD CGAS (16)	11.2 - 13.0	11.4 - 13.0	11.6 - 13.1	11.8 - 13.1	12.0 - 13.2	12.2 - 13.2	12.4 - 13.2
PEASE INT'L (17)	11.5 - 12.8	11.5 - 12.8	11.6 - 12.9	11.8 - 12.9	12.0 - 13.0	12.2 - 13.0	12.4 - 13.0

1st EO VI (KFPS)	12.6	12.8	13.0	13.2	13.4	13.6	13.8
CAPE COD CGAS (16)	12.6 - 13.3	12.8 - 13.3	13.0 - 13.4	13.2 - 13.4	13.4 - 13.4		
PEASE INT'L (17)	12.6 - 13.1	12.8 - 13.1	13.0 - 13.1				

ASC-9b/130/A/A

HOOK  
VELCRO

HOOK  
VELCRO

HOOK  
VELCRO

(reduced copy)

FAB USE ONLY

CC 10-21

ASC/130/FIN

TOP

PILE  
VELCRO

HOOK  
VELCRO

PILE  
VELCRO

**MRN TAL REDESIGNATION  
(130 OCF CYC)**

1st E.O. VI		5800	5900	6000	6100	6200	6300	6400	6500
SE OPS 3 MRN 109	(3)	10800	10900	10900	10900	11000	11000	11000	11100
SE MRN 104	(3)	16800	16700	16500	16300	16200	16000	15900	15700

1st E.O. VI		6600	6700	6800	6900	7000	7100	7200	7300
SE OPS 3 MRN 109	(3)	11100	11100	11100	11200	11200	11200	11300	11300
SE MRN 104	(3)	15600	15400	15300	15100	15000	14800	14700	14600

1st E.O. VI		7400	7500	7600	7700	7800	7900	8000	8100
SE OPS 3 MRN 109	(3)	11300	11300	11400	11400	11400	11400	11500	11500
SE MRN 104	(3)	14500	14300	14200	14100	14000	13900	13900	13800

1st E.O. VI		8200	8300	8400	8500	8600	8700	8800	8900
SE OPS 3 MRN 109	(3)	11500	11500	11500	11600	11600	11600	11600	11600
SE MRN 104	(3)	13700	13700	13600	13600	13500	13500	13400	13400

1st E.O. VI		9000	9100	9200	9300	9400	9500	9600	9700
SE OPS 3 MRN 109	(3)	11600	11700	11700	11700	11700	11700	11700	11700
SE MRN 104	(3)	13400	13400	13400	13400	13400	13400	13400	13400

1st E.O. VI		9800	9900	10000	10100	10200	10300	10400	10500
SE OPS 3 MRN 109	(3)	11700	11800	11800	11800	11800	11800	11800	11800
SE MRN 104	(3)	13400	13400	13400	13400	13400	13500	13500	13500

1st E.O. VI		10600	10700						
SE OPS 3 MRN 109	(3)	11800	11800						
SE MRN 104	(3)	13500	13500						

NOTE: SE OPS 3 boundary based on first capability to LAJ (Site 23)  
with no TAL delay

ASC-10a/130/A/A

PILE  
VELCRO

HOOK  
VELCRO

PILE  
VELCRO

(reduced copy)

FAB USE ONLY

CC 10-22

ASC/130/FIN

TOP  
BACK OF 'MRN TAL REDESIGNATION'

**HOOK  
VELCRO**

**HOOK  
VELCRO**

**HOOK  
VELCRO**

**ECAL – ZZA or MRN or FMI PRIME TAL**

1st EO VI (KFPS)	5.6	5.8	6.0	6.2	6.4	6.6	6.8
CHERRY POINT (7)		6.7 - 7.0	6.7 - 7.2	6.8 - 7.3	6.8 - 7.4	6.9 - 7.5	6.9 - 7.6
CAPE COD CGAS (16)		10.3 - 11.1	10.3 - 11.2	10.2 - 11.3	10.2 - 11.5	10.2 - 11.6	10.2 - 11.6

1st EO VI (KFPS)	7.0	7.2	7.4	7.6	7.8	8.0	8.2
CHERRY POINT (7)	7.0 - 7.7	7.2 - 7.8	7.4 - 7.9	7.6 - 7.9	7.8 - 8.0	8.0 - 8.0	
GABRESKI (15)					10.5 - 10.7	10.4 - 10.8	10.3 - 11.0
CAPE COD CGAS (16)	10.2 - 11.7	10.2 - 11.8	10.2 - 11.9	10.2 - 12.0	10.2 - 12.1	10.2 - 12.1	10.3 - 12.2

1st EO VI (KFPS)	8.4	8.6	8.8	9.0	9.2	9.4	9.6
OCEANA NAS (8)		8.6 - 9.0	8.8 - 9.1	9.0 - 9.2	9.2 - 9.3		
WALLOPS (9)				9.4 - 9.6	9.2 - 9.7	9.4 - 9.8	9.6 - 9.8
GABRESKI (15)	10.3 - 11.1	10.3 - 11.2	10.3 - 11.3	10.4 - 11.3	10.4 - 11.4	10.4 - 11.5	10.4 - 11.5
CAPE COD CGAS (16)	10.3 - 12.3	10.3 - 12.3	10.3 - 12.4	10.4 - 12.4	10.4 - 12.5	10.5 - 12.6	10.5 - 12.6
PEASE INT'L (17)	11.3 - 11.7	11.3 - 11.9	11.3 - 12.0	11.3 - 12.1	11.3 - 12.2	11.3 - 12.2	11.3 - 12.3

1st EO VI (KFPS)	9.8	10.0	10.2	10.4	10.6	10.8	11.0
WALLOPS (9)	9.8 - 9.9						
GABRESKI (15)	10.4 - 11.6	10.5 - 11.7	10.5 - 11.7	10.5 - 11.8	10.6 - 11.8	10.8 - 11.9	11.0 - 11.9
CAPE COD CGAS (16)	10.5 - 12.7	10.5 - 12.7	10.6 - 12.8	10.6 - 12.8	10.7 - 12.9	10.8 - 12.9	11.0 - 12.9
PEASE INT'L (17)	11.3 - 12.4	11.4 - 12.5	11.4 - 12.5	11.5 - 12.6	11.5 - 12.6	11.5 - 12.7	11.5 - 12.7

1st EO VI (KFPS)	11.2	11.4	11.6	11.8	12.0	12.2	12.4
GABRESKI (15)	11.2 - 12.0	11.4 - 12.0	11.6 - 12.1	11.8 - 12.2	12.0 - 12.2	12.2 - 12.3	
CAPE COD CGAS (16)	11.2 - 13.0	11.4 - 13.0	11.6 - 13.1	11.8 - 13.1	12.0 - 13.2	12.2 - 13.2	12.4 - 13.2
PEASE INT'L (17)	11.5 - 12.8	11.5 - 12.8	11.6 - 12.9	11.8 - 12.9	12.0 - 13.0	12.2 - 13.0	12.4 - 13.0

1st EO VI (KFPS)	12.6	12.8	13.0	13.2	13.4	13.6	13.8
CAPE COD CGAS (16)	12.6 - 13.3	12.8 - 13.3	13.0 - 13.4	13.2 - 13.4	13.4 - 13.4		
PEASE INT'L (17)	12.6 - 13.1	12.8 - 13.1	13.0 - 13.1				

ASC-10b/130/A/A

**HOOK  
VELCRO**

**HOOK  
VELCRO**

**HOOK  
VELCRO**

(reduced copy)

FAB USE ONLY

CC 10-23

ASC/130/FIN

TOP

PILE  
VELCRO

HOOK  
VELCRO

PILE  
VELCRO

**FMI TAL REDESIGNATION  
(130 OCF CYC)**

1st E.O. VI		6200	6300	6400	6500	6600	6700	6800	6900
SE OPS 3 FMI 109	(29)	11300	11400	11500	11600	11600	11700	11700	11800
SE FMI 104	(29)	17600	17400	17200	17000	16800	16700	16500	16300

1st E.O. VI		7000	7100	7200	7300	7400	7500	7600	7700
SE OPS 3 FMI 109	(29)	11800	11800	11800	11800	11800	11800	11800	11800
SE FMI 104	(29)	16100	15900	15700	15600	15400	15200	15100	14900

1st E.O. VI		7800	7900	8000	8100	8200	8300	8400	8500
SE OPS 3 FMI 109	(29)	11800	11800	11700	11700	11700	11700	11700	11700
SE FMI 104	(29)	14800	14700	14600	14400	14300	14200	14200	14100

1st E.O. VI		8600	8700	8800	8900	9000	9100	9200	9300
SE OPS 3 FMI 109	(29)	11700	11700	11700	11700	11700	11700	11700	11700
SE FMI 104	(29)	14000	14000	13900	13900	13800	13800	13800	13700

1st E.O. VI		9400	9500	9600	9700	9800	9900	10000	10100
SE OPS 3 FMI 109	(29)	11700	11800	11800	11800	11800	11800	11800	11800
SE FMI 104	(29)	13700	13700	13700	13700	13700	13700	13700	13700

1st E.O. VI		10200	10300	10400	10500	10600	10700		
SE OPS 3 FMI 109	(29)	11800	11800	11800	11800	11800	11800		
SE FMI 104	(29)	13800	13800	13800	13800	13800	13800		

**NOTE:** SE OPS 3 boundary based on first capability to INN (Site 26)  
with no TAL delay

ASC-12a/130/A/A

PILE  
VELCRO

HOOK  
VELCRO

PILE  
VELCRO

(reduced copy)

FAB USE ONLY

CC 10-24

ASC/130/FIN



TOP  
BACK OF 'FMI TAL REDESIGNATION'

HOOK  
VELCRO

HOOK  
VELCRO

HOOK  
VELCRO

ECAL – ZZA or MRN or FMI PRIME TAL

1st EO VI (KFPS)	5.6	5.8	6.0	6.2	6.4	6.6	6.8
CHERRY POINT (7)		6.7 - 7.0	6.7 - 7.2	6.8 - 7.3	6.8 - 7.4	6.9 - 7.5	6.9 - 7.6
CAPE COD CGAS (16)		10.3 - 11.1	10.3 - 11.2	10.2 - 11.3	10.2 - 11.5	10.2 - 11.6	10.2 - 11.6

1st EO VI (KFPS)	7.0	7.2	7.4	7.6	7.8	8.0	8.2
CHERRY POINT (7)	7.0 - 7.7	7.2 - 7.8	7.4 - 7.9	7.6 - 7.9	7.8 - 8.0	8.0 - 8.0	
GABRESKI (15)					10.5 - 10.7	10.4 - 10.8	10.3 - 11.0
CAPE COD CGAS (16)	10.2 - 11.7	10.2 - 11.8	10.2 - 11.9	10.2 - 12.0	10.2 - 12.1	10.2 - 12.1	10.3 - 12.2

1st EO VI (KFPS)	8.4	8.6	8.8	9.0	9.2	9.4	9.6
OCEANA NAS (8)		8.6 - 9.0	8.8 - 9.1	9.0 - 9.2	9.2 - 9.3		
WALLOPS (9)				9.4 - 9.6	9.2 - 9.7	9.4 - 9.8	9.6 - 9.8
GABRESKI (15)	10.3 - 11.1	10.3 - 11.2	10.3 - 11.3	10.4 - 11.3	10.4 - 11.4	10.4 - 11.5	10.4 - 11.5
CAPE COD CGAS (16)	10.3 - 12.3	10.3 - 12.3	10.3 - 12.4	10.4 - 12.4	10.4 - 12.5	10.5 - 12.6	10.5 - 12.6
PEASE INT'L (17)	11.3 - 11.7	11.3 - 11.9	11.3 - 12.0	11.3 - 12.1	11.3 - 12.2	11.3 - 12.2	11.3 - 12.3

1st EO VI (KFPS)	9.8	10.0	10.2	10.4	10.6	10.8	11.0
WALLOPS (9)	9.8 - 9.9						
GABRESKI (15)	10.4 - 11.6	10.5 - 11.7	10.5 - 11.7	10.5 - 11.8	10.6 - 11.8	10.8 - 11.9	11.0 - 11.9
CAPE COD CGAS (16)	10.5 - 12.7	10.5 - 12.7	10.6 - 12.8	10.6 - 12.8	10.7 - 12.9	10.8 - 12.9	11.0 - 12.9
PEASE INT'L (17)	11.3 - 12.4	11.4 - 12.5	11.4 - 12.5	11.5 - 12.6	11.5 - 12.6	11.5 - 12.7	11.5 - 12.7

1st EO VI (KFPS)	11.2	11.4	11.6	11.8	12.0	12.2	12.4
GABRESKI (15)	11.2 - 12.0	11.4 - 12.0	11.6 - 12.1	11.8 - 12.2	12.0 - 12.2	12.2 - 12.3	
CAPE COD CGAS (16)	11.2 - 13.0	11.4 - 13.0	11.6 - 13.1	11.8 - 13.1	12.0 - 13.2	12.2 - 13.2	12.4 - 13.2
PEASE INT'L (17)	11.5 - 12.8	11.5 - 12.8	11.6 - 12.9	11.8 - 12.9	12.0 - 13.0	12.2 - 13.0	12.4 - 13.0

1st EO VI (KFPS)	12.6	12.8	13.0	13.2	13.4	13.6	13.8
CAPE COD CGAS (16)	12.6 - 13.3	12.8 - 13.3	13.0 - 13.4	13.2 - 13.4	13.4 - 13.4		
PEASE INT'L (17)	12.6 - 13.1	12.8 - 13.1	13.0 - 13.1				

ASC-12b/130/A/A

HOOK  
VELCRO

HOOK  
VELCRO

HOOK  
VELCRO

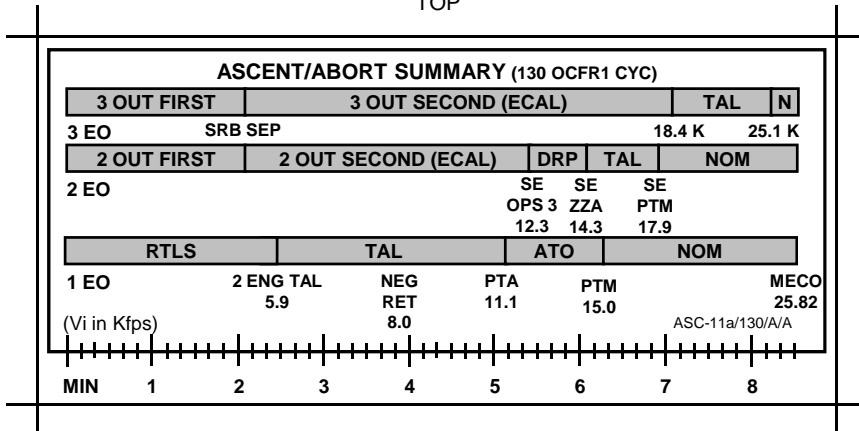
(reduced copy)

FAB USE ONLY

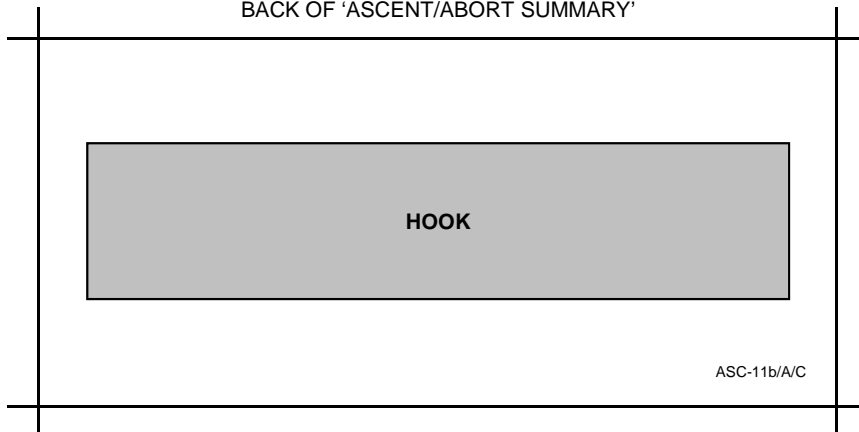
CC 10-25

ASC/130/FIN

TOP



TOP  
BACK OF 'ASCENT/ABORT SUMMARY'



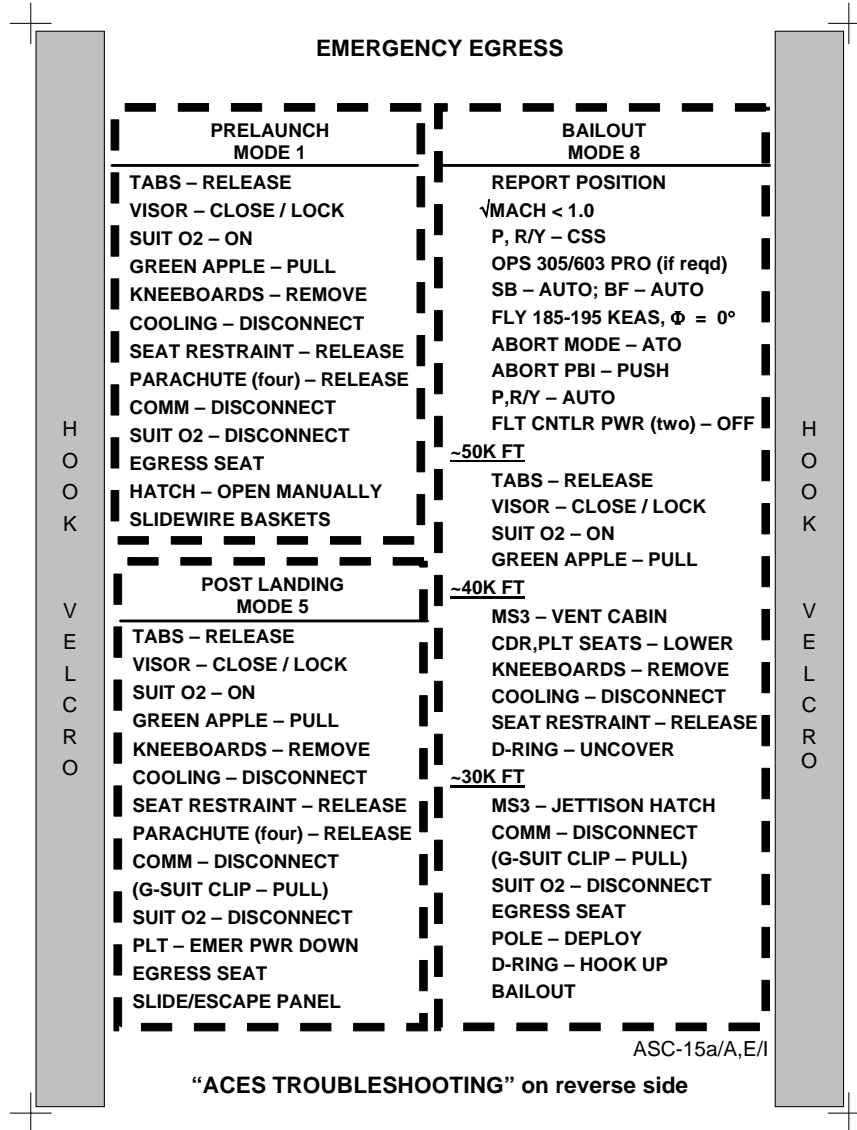
(reduced copy)

FAB USE ONLY

CC 10-26

ASC/130/FIN

TOP



(reduced copy)

FAB USE ONLY

CC 10-27

ASC/130/FIN

TOP  
BACK OF "EMERGENCY EGRESS"

**ACES TROUBLESHOOTING (ASCENT/ENTRY)**

LOSS OF COMM

If LOSS OF XMIT:

NOTE

O2 helmet flow automutes microphones (i.e., inhalation, open or leaking visor, leaking neck dam)

1. ✓ TABS – IN
2. ✓ Helmet pressure visor seal not obstructed
3. ✓ MIC placement
4. ✓ CCU PWR – ON

POWER BUS	ATU
ESS BUS 1BC	R14 CDR
ESS BUS 2CA	R14 PLT
MNA	R14 MS STATION
MNB	R14 MIDDECK
MNC	R14 PS STATION

If LOSS OF RECEIVE:

5. HIU VOL – MAX
6. ✓ All cable connections mated properly:  
CCA-to-Helmet I/F cable  
Comm pigtail  
HIU  
Comm panel
7. ✓ ATU Config (Flight Deck as applicable):  
A/G1, A/G2, A/A, ICOM A, ICOM B – T/R  
MODE – PTT/VOX  
VOX SENS – 2-4  
A/G1, A/G2 tw – 9  
A/A, ICOM A, ICOM B tw – 5

LOSS OF SUIT PRESSURE

1. ✓ TABS – IN
2. ✓ VISOR – CLOSED/LOCKED
3. ✓ Helmet properly attached
4. ✓ Gloves properly attached
5. ✓ BIP plug secured
6. ✓ Suit zipper fully zipped

LOSS OF SUIT O2

1. ✓ O2 hose connected to ACES O2 manifold
2. ✓ LEH O2 vlv – OP (Flight Deck)
3. ✓ O2 hose connected properly at LEH O2 (Flight Deck)

INADVERTENT EOS ACTIVATION (After T-2:00)

1. Remain on shuttle LEH O2
2. Keep visor closed and locked through MECO

NOTE

Prior to opening visor, disconnect EOS O2 line (with locking collar clip) from O2 manifold to prevent EOS O2 flow

H  
O  
O  
K  
  
V  
E  
L  
C  
R  
O

H  
O  
O  
K  
  
V  
E  
L  
C  
R  
O

C6

ASC-15b/A,E/F

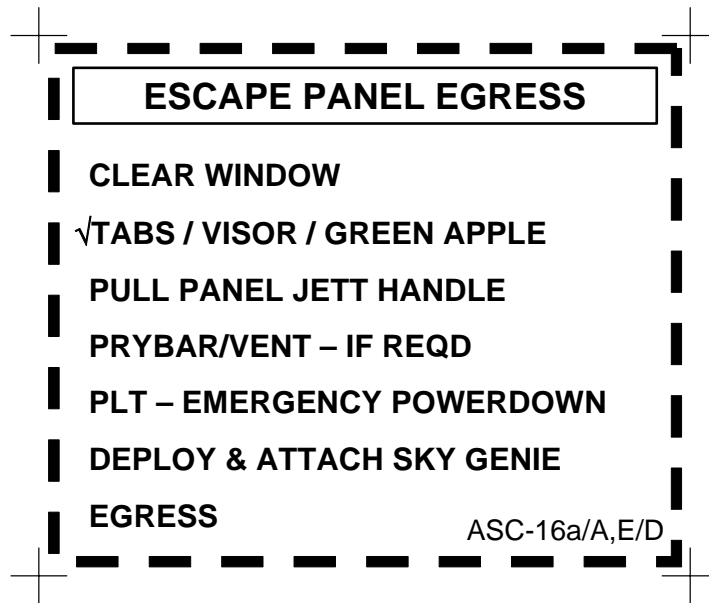
(reduced copy)

FAB USE ONLY

CC 10-28

ASC/130/FIN

TOP



TOP  
BACK OF 'ESCAPE PANEL EGRESS'



**HOOK  
VELCRO**

ASC-16b/A,E/C

(reduced copy)

FAB USE ONLY

CC 10-29

ASC/130/FIN

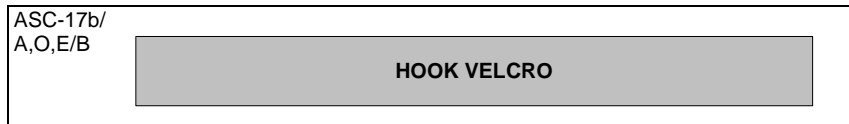
GPC/FCS CHANNEL CONFIGURATION

TOP

GPC

GPC	GPC	GPC	GPC	ASC-17a/ A,O,E/B
Delay 2 sec between each switch throw (AUTO ⇌ ORIDE)				

TOP  
BACK OF 'GPC'



Fabrication Notes

1. Cut to exact outside edge
2. Cover GPC boxes with Scotch tape

(reduced copy)

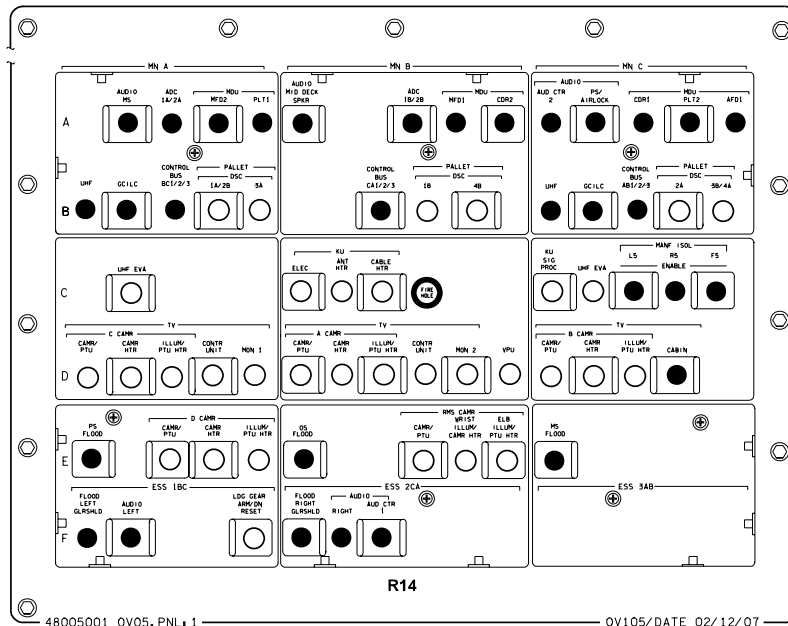
FAB USE ONLY

CC 10-30

ASC/130/FIN

TOP  
 PANEL R14 – OV105 ONLY

**OV105 ONLY**



ASC-19a/A,O,E/D

(reduced copy)

FAB USE ONLY

CC 10-31

ASC/130/FIN



TOP  
 BACK OF 'PANEL R14 – OV105 ONLY'



HOOK  
 VELCRO

HOOK  
 VELCRO



HOOK  
 VELCRO



HOOK  
 VELCRO

HOOK  
 VELCRO

ASC-19b/A,O,E/C



FAB USE ONLY

(reduced copy)  
 CC 10-32

ASC/130/FIN





TOP

## LOC/BREAK-UP

### BEFORE 'GO AT THROTTLEUP'

- GREEN APPLE  
LOCK INERTIA REEL
- JETTISON HATCH
- BAILOUT
- PULL RIP CORD

### 'GO AT THROTTLEUP' TO SRB SEP

- GREEN APPLE  
LOCK INERTIA REEL
- VENT
- 'G' SPIKE
- JETTISON HATCH
- √ ALT/SUIT
- BAILOUT (BELOW 40 K)
- PULL RIP CORD

### AFTER SRB SEP

- √ TABS/VISOR/GREEN APPLE  
LOCK INERTIA REEL
- GO TO MIDDECK
- VENT
- 'G' SPIKE
- JETTISON HATCH
- √ ALT/SUIT
- BAILOUT (BELOW 40 K)
- PULL RIP CORD

ASC-21a/AD

NOTE: This crew kneeboard card is optional and has no back facing

(reduced copy)

FAB USE ONLY

CC 10-33

ASC/130/FIN

FAB USE ONLY

CC 10-34

ASC/130/FIN

(reduced copy)

HOOK  
VELCRO

## EMERGENCY EGRESS

TOP

NOTE  
'LOSS OF COMM TROUBLESHOOTING'  
ON REVERSE SIDE

HOOK  
VELCRO

### PRELAUNCH MODE 1

TABS – RELEASE  
VISOR – CLOSE / LOCK  
SUIT O2 – ON  
GREEN APPLE – PULL  
KNEEBOARDS – REMOVE  
COOLING – DISCONNECT  
SEAT RESTRAINT – RELEASE  
PARACHUTE (four) – RELEASE  
COMM – DISCONNECT  
SUIT O2 – DISCONNECT  
EGRESS SEAT  
HATCH – OPEN MANUALLY  
SLIDEWIRE BASKETS

### BAILOUT MODE 8

REPORT POSITION  
 $\sqrt{\text{MACH}} < 1.0$   
P,R/Y – CSS  
OPS 305/603 PRO (if reqd)  
SB – AUTO; BF – AUTO  
FLY 185-195 KEAS,  $\Phi = 0^\circ$   
ABORT MODE – ATO  
ABORT PBI – PUSH  
P,R/Y – AUTO  
FLT CNTLR PWR (two) – OFF  
~50K FT  
TABS – RELEASE  
VISOR – CLOSE / LOCK  
SUIT O2 – ON  
GREEN APPLE – PULL

ASC-25a/A,E/G

HINGE

FAB USE ONLY

CC 10-35

ASC/130/FIN

(reduced copy)

TOP, HINGED AT BOTTOM OF 'EMERGENCY EGRESS'  
HINGE

**POST LANDING  
MODE 5**

**TABS – RELEASE  
VISOR – CLOSE / LOCK  
SUIT O2 – ON  
GREEN APPLE – PULL  
KNEEBOARDS – REMOVE  
COOLING – DISCONNECT  
SEAT RESTRAINT – RELEASE  
PARACHUTE (four) – RELEASE  
COMM – DISCONNECT  
(G-SUIT CLIP – PULL)  
SUIT O2 – DISCONNECT  
PLT – EMER PWR DOWN  
EGRESS SEAT  
SLIDE/ESCAPE PANEL**

**~40K FT**

**MS3 – VENT CABIN  
CDR,PLT SEATS – LOWER  
KNEEBOARDS – REMOVE  
COOLING – DISCONNECT  
SEAT RESTRAINT – RELEASE  
D-RING – UNCOVER**

**~30K FT**

**MS3 – JETTISON HATCH  
COMM – DISCONNECT  
(G-SUIT CLIP – PULL)  
SUIT O2 – DISCONNECT  
EGRESS SEAT  
POLE – DEPLOY  
D-RING – HOOK UP  
BAILOUT**

ASC-25aa/A,E/E

PILE  
VELCRO

**NOTE**

'SUIT PRESS AND O2, EOS ACTIVATION TROUBLESHOOTING' ON REVERSE SIDE

PILE  
VELCRO

TOP  
BACK OF 'EMERGENCY EGRESS' HEAD TO TOE

### ACES TROUBLESHOOTING (ASCENT/ENTRY)

#### LOSS OF COMM

If LOSS OF XMIT:

#### NOTE

O2 helmet flow automutes microphones (i.e., inhalation, open or leaking visor, leaking neck dam)

1. ✓ TABS – IN
2. ✓ Helmet pressure visor seal not obstructed
3. ✓ MIC placement
4. ✓ CCU PWR – ON

POWER BUS	ATU
ESS BUS 1BC	R14 CDR
ESS BUS 2CA	R14 PLT
MNA	R14 MS STATION
MNB	R14 MIDDECK
MNC	R14 PS STATION

If LOSS OF RECEIVE:

5. HIU VOL – MAX
6. ✓ All cable connections mated properly:
  - CCA-to-Helmet I/F cable
  - Comm pigtail
  - HIU
  - Comm panel
7. ✓ ATU Config (Flight Deck as applicable):
  - A/G1, A/G2, A/A, ICOM A, ICOM B – T/R
  - MODE – PTT/VOX
  - VOX SENS – 2-4
  - A/G1, A/G2 tw – 9
  - A/A, ICOM A, ICOM B tw – 5

H  
O  
O  
K  
  
V  
E  
L  
C  
R  
O

H  
O  
O  
K  
  
V  
E  
L  
C  
R  
O

H  
O  
O  
K  
  
V  
E  
L  
C  
R  
O

H  
O  
O  
K  
  
V  
E  
L  
C  
R  
O

H  
I  
N  
G  
E

ASC-25b/A,E/D

FAB USE ONLY

CC 10-36

ASC/130/FIN

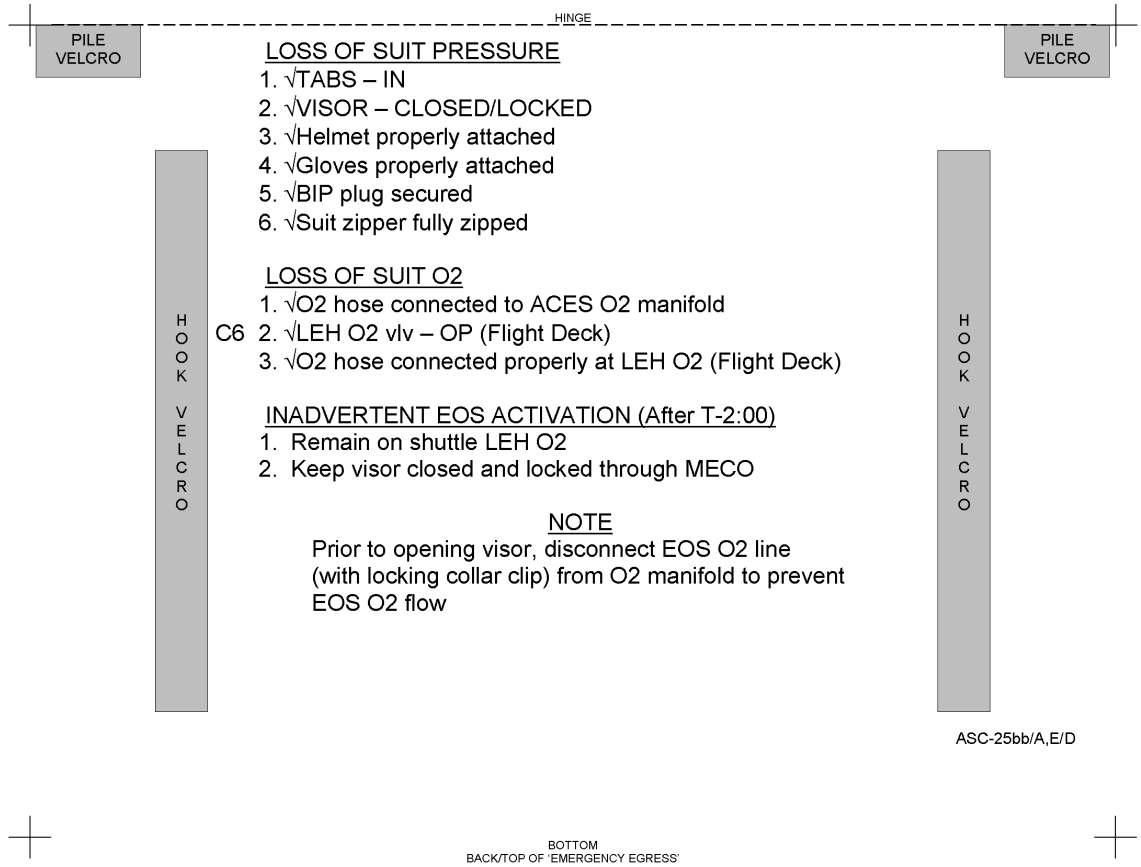
(reduced copy)

FAB USE ONLY

CC 10-37

ASC/130/FIN

(reduced copy)



BOTTOM  
BACK/TOP OF 'EMERGENCY EGRESS'

ASC-25bb/A,E/D

FAB USE ONLY

CC 10-38

ASC/130/FIN

(reduced copy)

HOOK  
VELCRO

## АВАРИЙНОЕ ПОКИДАНИЕ

БЕРХ

ПРИМЕЧАНИЕ  
"УСТРАНЕНИЕ НЕИСПРАВНОСТЕЙ ПРИ ПОТЕРЕ СВЯЗИ"  
НА ОБРАТНОЙ СТОРОНЕ

HOOK  
VELCRO

### РЕЖИМ 1 ДО СТАРТА

ЯЗЫЧКИ ШЕЙНОЙ ПРОКЛАДКИ - УБРАТЬ  
ШЛЕМ - ОПУСТИТЬ/ ЗАКРЫТЬ  
СК O2 - ВКЛ  
ЗЕЛЕНЬ ШАРИК - ПОТЯНУТЬ  
НАКОЛЕННЫЕ ПЛАНШЕТЫ - УБРАТЬ  
СИСТЕМУ ОХЛАЖДЕНИЯ - ОТСОЕДИНИТЬ  
ПРИВЯЗНЫЕ РЕМНИ КРЕСЛА - ОСВОБОДИТЬ  
ПАРАШЮТ (четыре) - ОТСТЕГНУТЬ  
СВЯЗЬ - ОТСОЕДИНИТЬ  
СК O2 - ОТСОЕДИНИТЬ  
ПОКИНУТЬ КРЕСЛО  
ЛЮК – ОТКРЫТЬ ВРУЧНУЮ  
ИСПОЛЬЗОВАТЬ ЛЮЛЬКУ ДЛЯ СПУСКА

### РЕЖИМ 8 АВАРИЙНОЕ ДЕСАНТИРОВАНИЕ

СООБЩИТЬ ПОЛОЖЕНИЕ  
 $\sqrt{\text{ЧИСЛО МАХА}} < 1,0$   
ТАНГАЖ, РЫСКАНИЕ/КРЕН - CSS  
OPS 305/603 PRO (если необходимо)  
А/Д ТОРМОЗ - АВТО; ПОСАД. ЩИТОК - АВТО  
ВЫБРАТЬ СКОРОСТЬ 185-195 KEAS,  $\Phi = 0^\circ$   
ABORT MODE - АТО  
КН АВОРТ - НАЖАТЬ  
ТАНГАЖ, РЫСКАНИЕ/КРЕН - АВТО  
ТМБ FLT CNTLR PWR (два) - ВЫКЛ  
**~50 ТЫСЯЧ ФУТОВ**  
ЯЗЫЧКИ ШЕЙНОЙ ПРОКЛАДКИ - УБРАТЬ  
ШЛЕМ - ОПУСТИТЬ/ ЗАКРЫТЬ  
СК O2 - ВКЛ  
ЗЕЛЕНЬ ШАРИК - ПОТЯНУТЬ

ASC-26a/A, E/E

HINGE

FAB USE ONLY

CC 10-39

ASC/130/FIN

(reduced copy)

TOP, HINGED AT BOTTOM OF EMERGENCY EGRESS  
HINGE

**РЕЖИМ 5  
ПОСЛЕ ПОСАДКИ**

ЯЗЫЧКИ ШЕЙНОЙ ПРОКЛАДКИ - УБРАТЬ  
ШЛЕМ - ОПУСТИТЬ/ ЗАКРЫТЬ  
СК O2 - ВКЛ  
ЗЕЛЕНый ШАРИК - ПОТЯНУТЬ  
НАКОЛЕННЫЕ ПЛАНШЕТЫ - УБРАТЬ  
СИСТЕМУ ОХЛАЖДЕНИЯ - ОТСОЕДИНИТЬ  
ПРИВЯЗНЫЕ РЕМНИ КРЕСЛА - ОСВОБОДИТЬ  
ПАРАШЮТ (четыре) - ОТСТЕГНУТЬ  
СВЯЗЬ - ОТСОЕДИНИТЬ  
(СНЯТЬ КОНТРОВКУ С КЛАПАНА ППК)  
СК O2 - ОТСОЕДИНИТЬ  
ПИЛОТ – ЭКСТРЕННО ОТКЛЮЧИТЬ  
ПИТАНИЕ  
ПОКИНУТЬ КРЕСЛО  
ИСПОЛЬЗОВАТЬ СКЛИЗ/ВЫХОДНУЮ  
ПАНЕЛЬ

**~40 ТЫСЯЧ ФУТОВ**

MS3 - СБРОСИТЬ ДАВЛЕНИЕ В КАБИНЕ  
КРЕСЛА КЭ И ПИЛОТА - ВНИЗ  
НАКОЛЕННЫЕ ПЛАНШЕТЫ - УБРАТЬ  
СИСТЕМУ ОХЛАЖДЕНИЯ -  
ОТСОЕДИНИТЬ  
ПРИВЯЗНЫЕ РЕМНИ КРЕСЛА -  
ОСВОБОДИТЬ  
D-ОБРАЗНОЕ КОЛЬЦО - НАЙТИ

**~30 ТЫСЯЧ ФУТОВ**

MS3 - ОТСТРЕЛИТЬ ЛЮК  
СВЯЗЬ - ОТСОЕДИНИТЬ  
(СНЯТЬ КОНТРОВКУ С КЛАПАНА ППК)  
СК O2 - ОТСОЕДИНИТЬ  
ПОКИНУТЬ КРЕСЛО  
РАЗЛОЖИТЬ НАПРАВЛЯЮЩУЮ ШТАНГУ  
D-ОБРАЗНОЕ КОЛЬЦО - ПРИСТЕГНУТЬ  
ПОКИНУТЬ КОРАБЛЬ

ASC-26aa/A, E/D

PILE  
VELCRO

ПРИМЕЧАНИЕ  
\*УСТРАНЕНИЕ НЕИСПРАВНОСТЕЙ ПРИ ПОТЕРЕ ДАВЛЕНИЯ В СК, ПОДАЧЕ O2 И ВКЛЮЧЕНИИ СИСТЕМЫ EOS\*  
НА ОБРАТНОЙ СТОРОНЕ

PILE  
VELCRO

### УСТРАНЕНИЕ НЕИСПРАВНОСТЕЙ СК ACES (ВЫВЕДЕНИЕ/СПУСК)

#### ПОТЕРЯ СВЯЗИ

ЕСЛИ ПОТЕРЯ СВЯЗИ В РЕЖИМЕ ПЕРЕДАЧИ:

#### ПРИМЕЧАНИЕ

Поток O2 в шлеме загл микрофоны (т.е. дыхание, откр или негерм смотр щиток, негерм шейная прокладка)

1. ✓Язычки шейной прокладки – IN (убраны)
2. ✓Гермоуплотнение смотр щитка шлема - свободно
3. ✓Размещение микрофона
4. ✓ПИТАНИЕ ССУ – ON (Вкл)

ШИНА ПИТАНИЯ	БЛОК ATU
ESS BUS 1BC	R14 CDR
ESS BUS 2CA	R14 PLT
MNA	R14 MS STATION
MNB	R14 MIDDECK
MNC	R14 PS STATION

ЕСЛИ ПОТЕРЯ СВЯЗИ В РЕЖИМЕ ПРИЕМА:

5. HIU VOL – MAX (Громкость на HIU - максимум)
6. ✓Все кабели пристыкованы правильно:  
Интерфейсный кабель CCA-to-Helmet  
Короткий конец кабеля связи  
HIU (Устройство сопряжения с гарнитурой)  
Пульт связи
7. ✓Конфигурация ATU (Полетная палуба, как предписано):  
A/G1, A/G2, A/A, ICOM A, ICOM B – T/R (ПРД/ПРМ)  
MODE – PTT/VOX  
VOX SENS – 2-4  
A/G1, A/G2 диск переключ – 9  
A/A, ICOM A, ICOM B диск переключ – 5

HOOK  
VELCRO

HOOK  
VELCRO

HOOK  
VELCRO

ASC-26b/A,E/D

HOOK  
VELCRO

HINGE

FAB USE ONLY

CC 10-40

ASC/130/FIN

(reduced copy)

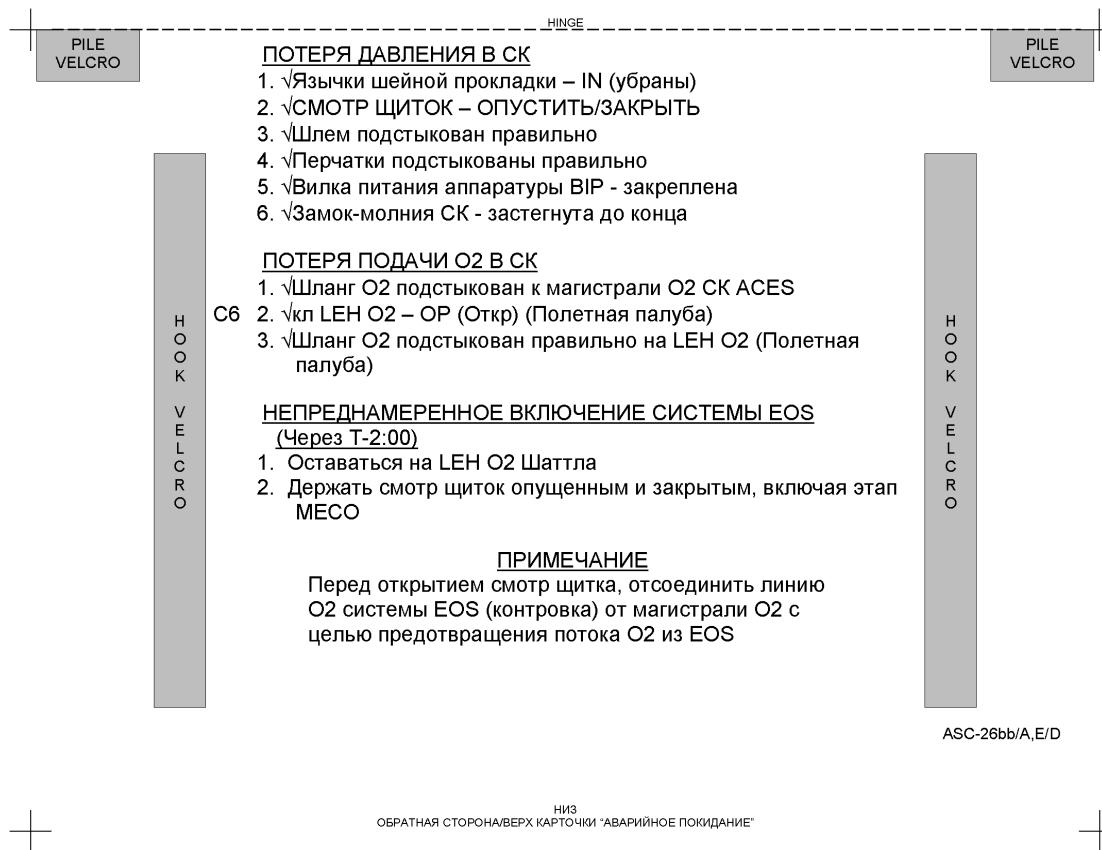


FAB USE ONLY

CC 10-41

ASC/130/FIN

(reduced copy)



ПОТЕРЯ ДАВЛЕНИЯ В СК

1. √Язычки шейной прокладки – IN (убраны)
2. √СМОТР ЩИТОК – ОПУСТИТЬ/ЗАКРЫТЬ
3. √Шлем подстыкован правильно
4. √Перчатки подстыкованы правильно
5. √Вилка питания аппаратуры VIP - закреплена
6. √Замок-молния СК - застегнута до конца

ПОТЕРЯ ПОДАЧИ O2 В СК

1. √Шланг O2 подстыкован к магистрали O2 СК ACES
2. √кл LEN O2 – OP (Откр) (Полетная палуба)
3. √Шланг O2 подстыкован правильно на LEN O2 (Полетная палуба)

НЕПРЕДНАМЕРЕННОЕ ВКЛЮЧЕНИЕ СИСТЕМЫ EOS

(Через T-2:00)

1. Оставаться на LEN O2 Шаттла
2. Держать смотр щиток опущенным и закрытым, включая этап МЕСО

ПРИМЕЧАНИЕ

Перед открытием смотр щитка, отсоединить линию O2 системы EOS (контровка) от магистрали O2 с целью предотвращения потока O2 из EOS



This Page Intentionally Blank



FAB USE ONLY

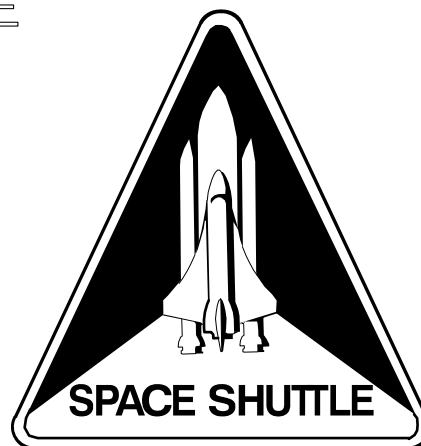
10-42

ASC/130/FIN



Space Shuttle Program  
FLIGHT DATA FILE

JSC-48005-130  
FINAL



# ASCENT CHECKLIST

STS  
**130**

Flight Cover (trim bottom to expose tabs)