

NOTE

CREW DATA

Flight Data File Crew Activity Plan

STS-3

Flight Operations Directorate
Operations Division

Final
February 15, 1982

NASA

National Aeronautics and
Space Administration

Lyndon B. Johnson Space Center
Houston, Texas

FLIGHT DATA FILE

CONTROL

Ascent Checklist
Post Insertion Book
Crew Activity Plan
Deorbit Preparation Book
Contingency Deorbit Preparation Book**
Entry Checklist

SUPPORT

Orbit Operations Checklist**
Photo/TV Checklist
Cue Cards**
Flight Maps and Charts**
Updates Book

OFF-NOMINAL

Ascent Pocket Checklist**
Orbit Pocket Checklist**
Entry Pocket Checklist**
System Malfunction Procedures**
EVA Checklist**
EVA Operations Book**
Medical Checklist, SOMS-A**
In-Flight Maintenance Checklist**

REFERENCE

Reference Data**
Systems Data Book**
Data Processing System Dictionary

PAYLOADS RELATED*

PDRS Operations Checklist**
Payload Operations Checklist
Payload Systems Data and Malfunction Procedures

*If required
**May have flight supplement

020882

PAGE CHANGE NOTICE

Nute

JSC-16492

Incorporates 482
No: CAP(3)-41

STS-3 CREW ACTIVITY PLAN
FINAL 02/15/82
PCN-1 03/01/82
Sheet 1 of 1

Replace the following:

1. Pages i & ii
2. Pages 3-3 & 3-4
3. Pages 4-17 thru 4-20

File this PCN immediately behind the front cover as a permanent record

Prepared by: *Robert H Nute*
Book Manager

Approved by: *John Whiteley* *Ed G. Hillman*
Head, Flight Activity Planning Section Chief, Flight Activity Branch

Encl: 8 pages

FLIGHT OPERATIONS DIRECTORATE

STS-3 CREW ACTIVITY PLAN

FINAL


February 15, 1982

PREPARED BY:



Robert H. Nute
Book Manager


APPROVED BY:




John F. Whiteley
Head, Flight Activity Planning Section



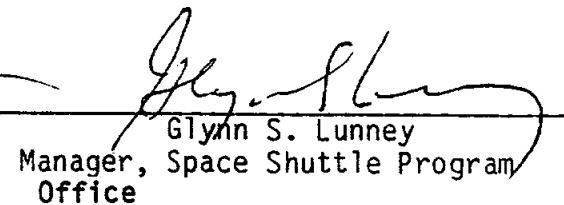
Ted A. Guillory
Chief, Flight Activity Branch



J. W. O'Neill
Acting Chief, Operations Division



G. W. S. Abbey
Director of Flight Operations



Glynn S. Lunney
Manager, Space Shuttle Program
Office

This document is under the configuration control of the Crew Procedures Control Board (CPCB). All proposed changes must be submitted on standard JSC Form 482 to CH4/R. D. Snyder, Bldg 4, Rm 2023, 713-483-2307.

Comments concerning this document may be addressed to CH4/Robert H. Nute, Bldg. 4, Rm 230, 713-483-5871, or to the individual responsible for a specific technical area listed on the next page.

Changes to the distribution list should be submitted in writing to CH4/Lisa Saunders, Bldg. 4, Rm 373, 713-483-5224.

ACKNOWLEDGMENTS

The following individuals contributed significantly in preparing the STS-3 Crew Activity Plan:

| <u>AREA</u> | <u>NAME</u> | <u>PHONE NO.</u> |
|------------------------------|-------------------|------------------|
| Nominal Timeline | Marianne J. Dyson | 483-5871 |
| | Marion Griffin | 483-5871 |
| Contingency Timeline | Carolynn Conley | 483-2201 |
| Editing (Kentron) | Eva Hernandez | |
| Word Processing (Kentron) | Betty Collins | |
| | Resha Hill | |
| | Kathy Kerry | |
| | Brenda Ray | |
| | Debbie Runyon | |
| | Tammy Walker | |

CHANGE CONTROL RECORD

ORBITAL FLIGHT TEST: STS-3 Crew Activity Plan

| CONTROL NO. | FDF EDITION INCORPORATED* | | DISAPPROVED OR OTHER DISPOSITION |
|--------------|---------------------------|----------|----------------------------------|
| | TITLE | DATE | |
| | BASIC | 01/04/82 | |
| CAP (3) -1 | FINAL | 02/15/82 | |
| CAP (3) -2 | FINAL | 02/15/82 | |
| CAP (3) -3A | FINAL | 02/15/82 | |
| CAP (3) -4A | FINAL | 02/15/82 | |
| CAP (3) -5 | FINAL | 02/15/82 | |
| CAP (3) -6A | | | DISAPPROVED |
| CAP (3) -7 | FINAL | 02/15/82 | |
| CAP (3) -8 | FINAL | 02/15/82 | |
| CAP (3) -9 | FINAL | 02/15/82 | |
| CAP (3) -10 | FINAL | 02/15/82 | |
| CAP (3) -11 | FINAL | 02/15/82 | |
| CAP (3) -12 | FINAL | 02/15/82 | |
| CAP (3) -13 | FINAL | 02/15/82 | |
| CAP (3) -14 | FINAL | 02/15/82 | |
| CAP (3) -15 | | | WITHDRAWN |
| CAP (3) -16 | FINAL | 02/15/82 | |
| CAP (3) -17 | FINAL | 02/15/82 | |
| CAP (3) -18 | FINAL | 02/15/82 | |
| CAP (3) -19 | FINAL | 02/15/82 | |
| CAP (3) -20 | FINAL | 02/15/82 | |
| CAP (3) -21A | FINAL | 02/15/82 | |
| CAP (3) -22 | FINAL | 02/15/82 | |
| CAP (3) -23 | | | STS-4 |
| CAP (3) -24 | FINAL | 02/15/82 | |
| CAP (3) -25 | FINAL | 02/15/82 | |
| CAP (3) -26 | FINAL | 02/15/82 | |
| CAP (3) -27 | | | DISAPPROVED |
| CAP (3) -28 | FINAL | 02/15/82 | |
| CAP (3) -29 | FINAL | 02/15/82 | |
| CAP (3) -30 | FINAL | 02/15/82 | |
| CAP (3) -31 | FINAL | 02/15/82 | |
| CAP (3) -32A | FINAL | 02/15/82 | |
| CAP (3) -33 | FINAL | 02/15/82 | |
| CAP (3) -34 | FINAL | 02/15/82 | |
| CAP (3) -35 | | | WITHDRAWN |
| CAP (3) -36 | FINAL | 02/15/82 | |
| CAP (3) -37 | FINAL | 02/15/82 | |
| CAP (3) -38 | FINAL | 02/15/82 | |
| CAP (3) -39 | FINAL | 02/15/82 | |

*482 changes incorporated into current edition only are identified by change bars.

STS-3 CREW ACTIVITY PLAN

LIST OF EFFECTIVE PAGES

FINAL 02/15/82
PCN-1 03/01/82

| | | | |
|-----------|--------------|------------|--------------|
| i..... | *STS-3/FIN 1 | 4-16..... | STS-3/FIN |
| ii..... | STS-3/FIN | 4-17..... | STS-3/FIN |
| iii..... | STS-3/FIN | 4-18..... | *STS-3/FIN 1 |
| iv..... | STS-3/FIN | 4-19..... | *STS-3/FIN 1 |
| v..... | STS-3/FIN | 4-20..... | *STS-3/FIN 1 |
| vi..... | STS-3/FIN | 4-21..... | STS-3/FIN |
| vii..... | STS-3/FIN | 4-22..... | STS-3/FIN |
| viii..... | STS-3/FIN | 4-22A..... | STS-3/FIN |
| 1-1..... | STS-3/FIN | 4-22B..... | STS-3/FIN |
| 1-2..... | STS-3/FIN | 4-23..... | STS-3/FIN |
| 1-3..... | STS-3/FIN | 4-24..... | STS-3/FIN |
| 1-4..... | STS-3/FIN | 4-24A..... | STS-3/FIN |
| 2-1..... | STS-3/FIN | 4-24B..... | STS-3/FIN |
| 2-2..... | STS-3/FIN | 4-25..... | STS-3/FIN |
| 2-3..... | STS-3/FIN | 4-26..... | STS-3/FIN |
| 2-4..... | STS-3/FIN | 4-26A..... | STS-3/FIN |
| 2-5..... | STS-3/FIN | 4-26B..... | STS-3/FIN 2 |
| 2-6..... | STS-3/FIN | 4-26C..... | STS-3/FIN |
| 3-1..... | STS-3/FIN | 4-26D..... | STS-3/FIN |
| 3-2..... | STS-3/FIN | 4-27..... | STS-3/FIN |
| 3-3..... | STS-3/FIN | 4-28..... | STS-3/FIN 2 |
| 3-4..... | *STS-3/FIN 1 | 4-29..... | STS-3/FIN |
| 3-5..... | STS-3/FIN | 4-30..... | STS-3/FIN |
| 3-6..... | STS-3/FIN | 4-31..... | STS-3/FIN |
| 3-7..... | STS-3/FIN | 4-32..... | STS-3/FIN |
| 3-8..... | STS-3/FIN | 4-33..... | STS-3/FIN |
| 3-9..... | STS-3/FIN | 4-34..... | STS-3/FIN |
| 3-10..... | STS-3/FIN | 4-35..... | STS-3/FIN |
| 3-11..... | STS-3/FIN | 4-36..... | STS-3/FIN |
| 3-12..... | STS-3/FIN | 4-37..... | STS-3/FIN |
| 3-13..... | STS-3/FIN | 4-38..... | STS-3/FIN 2 |
| 3-14..... | STS-3/FIN | 4-39..... | STS-3/FIN 2 |
| 3-15..... | STS-3/FIN | 4-40..... | STS-3/FIN |
| 3-16..... | STS-3/FIN | 4-41..... | STS-3/FIN |
| 4-1..... | STS-3/FIN | 4-42..... | STS-3/FIN 2 |
| 4-2..... | STS-3/FIN | 4-43..... | STS-3/FIN |
| 4-3..... | STS-3/FIN | 4-44..... | STS-3/FIN |
| 4-4..... | STS-3/FIN | 4-45..... | STS-3/FIN 2 |
| 4-5..... | STS-3/FIN | 4-46..... | STS-3/FIN |
| 4-6..... | STS-3/FIN | 4-47..... | STS-3/FIN |
| 4-7..... | STS-3/FIN | 4-48..... | STS-3/FIN |
| 4-8..... | STS-3/FIN | 4-49..... | STS-3/FIN |
| 4-9..... | STS-3/FIN | 4-50..... | STS-3/FIN |
| 4-10..... | STS-3/FIN | 4-51..... | STS-3/FIN |
| 4-11..... | STS-3/FIN | 4-52..... | STS-3/FIN |
| 4-12..... | STS-3/FIN | 4-53..... | STS-3/FIN |
| 4-13..... | STS-3/FIN | 4-54..... | STS-3/FIN |
| 4-14..... | STS-3/FIN | 4-55..... | STS-3/FIN |
| 4-15..... | STS-3/FIN | 4-56..... | STS-3/FIN 2 |

LIST OF EFFECTIVE PAGES (CONT)

| | | | | | |
|-------------|-----------|---|-------------|-----------|---|
| 4-57..... | STS-3/FIN | 2 | 4-107..... | STS-3/FIN | |
| 4-58..... | STS-3/FIN | 2 | 4-108..... | STS-3/FIN | |
| 4-59..... | STS-3/FIN | 2 | 4-109..... | STS-3/FIN | |
| 4-60..... | STS-3/FIN | 2 | 4-110..... | STS-3/FIN | |
| 4-61..... | STS-3/FIN | 2 | 4-111..... | STS-3/FIN | |
| 4-62..... | STS-3/FIN | | 4-112..... | STS-3/FIN | |
| 4-63..... | STS-3/FIN | | 4-113..... | STS-3/FIN | |
| 4-64..... | STS-3/FIN | | 4-114..... | STS-3/FIN | |
| 4-64A..... | STS-3/FIN | | 4-115..... | STS-3/FIN | 2 |
| 4-64B..... | STS-3/FIN | | 4-116..... | STS-3/FIN | |
| 4-65..... | STS-3/FIN | 2 | 4-117..... | STS-3/FIN | |
| 4-66..... | STS-3/FIN | | 4-118..... | STS-3/FIN | |
| 4-67..... | STS-3/FIN | | 4-119..... | STS-3/FIN | |
| 4-68..... | STS-3/FIN | | 4-120..... | STS-3/FIN | |
| 4-69..... | STS-3/FIN | | 4-121..... | STS-3/FIN | |
| 4-70..... | STS-3/FIN | | 4-122..... | STS-3/FIN | |
| 4-71..... | STS-3/FIN | | 4-123..... | STS-3/FIN | |
| 4-72..... | STS-3/FIN | | 4-124..... | STS-3/FIN | |
| 4-73..... | STS-3/FIN | | 4-124A..... | STS-3/FIN | |
| 4-74..... | STS-3/FIN | | 4-124B..... | STS-3/FIN | 2 |
| 4-75..... | STS-3/FIN | | 4-125..... | STS-3/FIN | |
| 4-76..... | STS-3/FIN | | 4-125A..... | STS-3/FIN | |
| 4-77..... | STS-3/FIN | 2 | 4-125B..... | STS-3/FIN | |
| 4-78..... | STS-3/FIN | | 4-126..... | STS-3/FIN | |
| 4-79..... | STS-3/FIN | | 4-127..... | STS-3/FIN | |
| 4-80..... | STS-3/FIN | | 4-128..... | STS-3/FIN | |
| 4-81..... | STS-3/FIN | | 4-129..... | STS-3/FIN | |
| 4-82..... | STS-3/FIN | | 4-130..... | STS-3/FIN | |
| 4-83..... | STS-3/FIN | | 4-131..... | STS-3/FIN | |
| 4-84..... | STS-3/FIN | | 4-132..... | STS-3/FIN | |
| 4-85..... | STS-3/FIN | | 4-133..... | STS-3/FIN | |
| 4-86..... | STS-3/FIN | | 4-134..... | STS-3/FIN | |
| 4-87..... | STS-3/FIN | | 5-1..... | STS-3/FIN | |
| 4-88..... | STS-3/FIN | | 5-2..... | STS-3/FIN | |
| 4-89..... | STS-3/FIN | | 5-3..... | STS-3/FIN | |
| 4-90..... | STS-3/FIN | | 5-4..... | STS-3/FIN | |
| 4-91..... | STS-3/FIN | | 5-5..... | STS-3/FIN | |
| 4-92..... | STS-3/FIN | | 5-6..... | STS-3/FIN | |
| 4-93..... | STS-3/FIN | | 5-7..... | STS-3/FIN | |
| 4-94..... | STS-3/FIN | | 5-8..... | STS-3/FIN | |
| 4-95..... | STS-3/FIN | | 5-9..... | STS-3/FIN | |
| 4-96..... | STS-3/FIN | 2 | 5-10..... | STS-3/FIN | |
| 4-97..... | STS-3/FIN | | 5-11..... | STS-3/FIN | |
| 4-98..... | STS-3/FIN | | 5-12..... | STS-3/FIN | |
| 4-99..... | STS-3/FIN | | 5-13..... | STS-3/FIN | |
| 4-100..... | STS-3/FIN | | 5-14..... | STS-3/FIN | |
| 4-101..... | STS-3/FIN | | 5-15..... | STS-3/FIN | |
| 4-102..... | STS-3/FIN | | 5-16..... | STS-3/FIN | |
| 4-102A..... | STS-3/FIN | | 5-17..... | STS-3/FIN | |
| 4-102B..... | STS-3/FIN | | 5-18..... | STS-3/FIN | |
| 4-103..... | STS-3/FIN | | 5-19..... | STS-3/FIN | |
| 4-104..... | STS-3/FIN | | 5-20..... | STS-3/FIN | |
| 4-104A..... | STS-3/FIN | | 5-21..... | STS-3/FIN | 2 |
| 4-104B..... | STS-3/FIN | | 5-21A..... | STS-3/FIN | |
| 4-105..... | STS-3/FIN | | 5-21B..... | STS-3/FIN | |
| 4-106..... | STS-3/FIN | | 5-22..... | STS-3/FIN | |

LIST OF EFFECTIVE PAGES (CONT)

| | | | |
|------------|-------------|-----------|-----------|
| 5-23..... | STS-3/FIN | 7-7..... | STS-3/FIN |
| 5-24..... | STS-3/FIN | 7-8..... | STS-3/FIN |
| 5-25..... | STS-3/FIN | 8-1..... | STS-3/FIN |
| 5-26..... | STS-3/FIN | 8-2..... | STS-3/FIN |
| 5-27..... | STS-3/FIN | 8-3..... | STS-3/FIN |
| 5-28..... | STS-3/FIN | 8-4..... | STS-3/FIN |
| 5-29..... | STS-3/FIN | 8-5..... | STS-3/FIN |
| 5-30..... | STS-3/FIN | 8-6..... | STS-3/FIN |
| 5-31..... | STS-3/FIN | 8-7..... | STS-3/FIN |
| 5-32..... | STS-3/FIN | 8-8..... | STS-3/FIN |
| 5-33..... | STS-3/FIN | 8-9..... | STS-3/FIN |
| 5-34..... | STS-3/FIN | 8-10..... | STS-3/FIN |
| 5-35..... | STS-3/FIN | 8-11..... | STS-3/FIN |
| 5-36..... | STS-3/FIN | 8-12..... | STS-3/FIN |
| 5-37..... | STS-3/FIN | 8-13..... | STS-3/FIN |
| 5-38..... | STS-3/FIN | 8-14..... | STS-3/FIN |
| 5-39..... | STS-3/FIN | 8-15..... | STS-3/FIN |
| 5-40..... | STS-3/FIN | 8-16..... | STS-3/FIN |
| 5-41..... | STS-3/FIN | 8-17..... | STS-3/FIN |
| 5-42..... | STS-3/FIN | 8-18..... | STS-3/FIN |
| 5-43..... | STS-3/FIN | 9-1..... | STS-3/FIN |
| 5-44..... | STS-3/FIN | 9-2..... | STS-3/FIN |
| 5-45..... | STS-3/FIN 2 | 9-3..... | STS-3/FIN |
| 5-45A..... | STS-3/FIN | 9-4..... | STS-3/FIN |
| 5-45B..... | STS-3/FIN | 9-5..... | STS-3/FIN |
| 5-46..... | STS-3/FIN | 9-6..... | STS-3/FIN |
| 5-47..... | STS-3/FIN | 9-7..... | STS-3/FIN |
| 5-48..... | STS-3/FIN | 9-8..... | STS-3/FIN |
| 5-49..... | STS-3/FIN | 9-9..... | STS-3/FIN |
| 5-50..... | STS-3/FIN | 9-10..... | STS-3/FIN |
| 5-51..... | STS-3/FIN | 9-11..... | STS-3/FIN |
| 5-52..... | STS-3/FIN | 9-12..... | STS-3/FIN |
| 5-53..... | STS-3/FIN | 9-13..... | STS-3/FIN |
| 5-54..... | STS-3/FIN | 9-14..... | STS-3/FIN |
| 5-55..... | STS-3/FIN | 9-15..... | STS-3/FIN |
| 5-56..... | STS-3/FIN | 9-16..... | STS-3/FIN |
| 5-57..... | STS-3/FIN | 9-17..... | STS-3/FIN |
| 5-58..... | STS-3/FIN | 9-18..... | STS-3/FIN |
| 5-59..... | STS-3/FIN | 10-1..... | STS-3/FIN |
| 5-60..... | STS-3/FIN | 10-2..... | STS-3/FIN |
| 5-61..... | STS-3/FIN | 10-3..... | STS-3/FIN |
| 5-62..... | STS-3/FIN | 10-4..... | STS-3/FIN |
| 6-1..... | STS-3/FIN | 10-5..... | STS-3/FIN |
| 6-2..... | STS-3/FIN | 10-6..... | STS-3/FIN |
| 6-3..... | STS-3/FIN | 10-7..... | STS-3/FIN |
| 6-4..... | STS-3/FIN | 10-8..... | STS-3/FIN |
| 6-5..... | STS-3/FIN | 11-1..... | STS-3/FIN |
| 6-6..... | STS-3/FIN | 11-2..... | STS-3/FIN |
| 6-7..... | STS-3/FIN | | |
| 6-8..... | STS-3/FIN | | |
| 7-1..... | STS-3/FIN | | |
| 7-2..... | STS-3/FIN | | |
| 7-3..... | STS-3/FIN | | |
| 7-4..... | STS-3/FIN | | |
| 7-5..... | STS-3/FIN | | |
| 7-6..... | STS-3/FIN | | |

This Page Intentionally Blank

CONTENTS

PAGE

INTRODUCTION..... vii |

STS-3 OVERVIEW..... 1-1

TIMELINE FORMAT SYMBOL NOMENCLATURE..... 2-1

SUMMARY TIMELINE..... 3-1 |

DETAILED TIMELINE..... 4-1 |

 FLT DAY 1..... 4-2

 FLT DAY 2..... 4-14

 FLT DAY 3..... 4-34

 FLT DAY 4..... 4-54

 FLT DAY 5..... 4-74

 FLT DAY 6..... 4-93

 FLT DAY 7..... 4-113

 FLT DAY 8..... 4-132 |

CONTINGENCY TIMELINES..... 5-1 |

 MINIMUM RCS USAGE..... 5-2

 HIGH PRIORITY MISSION..... 5-3

 ABORT TO ORBIT..... 5-57 |

CONSUMABLES CURVES..... 6-1 |

CREW ACTIVITY PLAN NOTES
(CONSTRAINTS AND GUIDELINES)..... 7-1 |

DATA ONLY DETAILED TEST OBJECTIVES (DTOs),
FUNCTIONAL TEST OBJECTIVES (FTOs),
FUNCTIONAL SUPPLEMENTARY OBJECTIVES (FSOs)..... 8-1 |

TABLES..... 9-1 |

ABBREVIATIONS/ACRONYMS..... 10-1

REFERENCES..... 11-1

This Page Intentionally Blank

INTRODUCTION

The STS-3 Crew Activity Plan contains the on-orbit timeline, which is a flight data file article. It does not contain the detailed crew activities that will be covered in the STS-3 Ascent, Post Insertion, Deorbit Prep, or Entry checklists. Current Ascent, Post Insertion, Deorbit Prep, and Entry checklists can be used for reference information since major changes are not expected from previous flights.


This on-orbit timeline satisfies the objectives specified in the STS-3 Flight Requirements Document (Basic).

The flight profile (trajectory data) used for this Crew Activity Plan is from Ref. 2 which is for a March 22, 1982 launch date.

This Page Intentionally Blank

STS-3 OVERVIEW

| CREWMAN: STS-3 OVERVIEW | | | | FLIGHT STS-3 | | | | EDITION FINAL | | | | PUB. DATE 02-15-82 | | | | |
|--|-----|------|--------------|--------------------------------------|--------------------|------------------------------|--|------------------------------------|-----------------|--------------------|-----------------|--------------------|-------|-------|-----|------|
| MET -4 -3 -2 -1 0 1 2 3 4 5 6 7 8 9 10 11 12 13 14 15 16 17 18 19 20 | | | | | | | | | | | | | | | | |
| -36.6 | FD1 | | LAUNCH | POST INSERTION PTC | DSS 1 ACT | MEAL | IN U CONS CAL | GRAVITY GRADIENT TEST | MEAL | IN U TAIL SUN | PSA ORB RATE | SLEEP | | | | |
| -36.9 | FD2 | PSA | MEAL | IN U UNLOADED RMS TEST | MEAL | EEVT 1,2 SUIT DON DOFF | PLBD CYCLE 1 | W R A C T | MEAL | IN U | PSA | PTC | SLEEP | | | |
| -36.4 | FD3 | PSA | MEAL | IN U LOADED RMS NOSE SUN | PDP DEPLOY | MEAL | PDP/VCRP | CONS CAL | MEAL | IN U | PSA | | SLEEP | | | |
| -35.2 | FD4 | PSA | MEAL | IN U RMS MTR TEST EEVT 3, 4, 5 | MEAL | RMS RE POS N PDP | RMS MTR TEST EEVT 6 SUIT DON DOFF | | MEAL | IN U PDP BERTH | PSA | | SLEEP | | | |
| -33.3 | FD5 | PSA | MEAL | L2U BURST FES | PDP - VCRP | MEAL | EEVT 7 PDP-VCRP | C O L D O N S104 | MEAL | IN U | PSA | | SLEEP | PSA | | |
| -30.7 | FD6 | MEAL | IN U VCRS | LSD PULSE | LSD PULSE | MEAL | PLBD CYCLE 2 | EMV VCRS TOP SUN | SUSIN | MEAL | IN U SUSIN | PSA | SLEEP | PSA | | |
| -27.4 | FD7 | MEAL | FCS C/O | CONS CAL VER | RCS HOT FIRE | SUSIN OFFSET | MEAL | SUSIN TECH CAS REL | SUSIN OFFSET | PLBD CYCLE 3 | MEAL | IN U PTC | PSA | SLEEP | PSA | MEAL |
| MET -4 -3 -2 -1 0 1 2 3 4 5 6 7 8 9 10 11 12 13 14 15 16 17 18 19 20 | | | | | | | | | | | | | | | | |



This Page Intentionally Blank

TIMELINE FORMAT SYMBOL NOMENCLATURE




Figure 2-1

A. FORMAT SYMBOL NOMENCLATURE

1. Summary Level Timeline (12-Hr Timespan)

The following letters (a-j) refer to those highlighted in Figure 2-1:

- a. **TIMESCALES** - Two time references are presented in this section of the summary timeline format. The two time references used are Central Standard Time (CST) and Mission Elapsed Time (MET). MET is referenced to liftoff beginning at 0/00:00:00 (days, hours, minutes and seconds).
- b. **CREWMEN (CDR & PLT)** - This is the crewmen column of the format where titles of scheduled activities are shown for the commander (CDR) and pilot (PLT) at the appropriate times in the flight.
- c. **DAY/NIGHT and ORBIT** -
 - 1) **Day/Night** - The orbital day/night intervals are delineated with black bars indicating when the Orbiter is in darkness.
 - 2) **Orbit** - Indicates which orbit the spacecraft is in by numerical sequence. The beginning of an orbit occurs when the Orbiter crosses the earth's equator going from the southern to the northern hemisphere (ascending node). The succession of orbits is numbered in this column starting with Orbit 1 for launch.
- d. **EARTH TRACE W/SAA** - This is a display of the groundtrack of the Orbiter and when it passes over the South Atlantic Anomaly (SAA) (indicated by a '|—|').
- e. **GSTDN COVERAGE** - The GSTDN communication coverage periods are indicated in this area with a horizontal line indicating when communication is available; the GSTDN site is identified to the right of the line.
- f. **RMS OPS** - This is a display of periods when the RMS is unstowed (indicated by a '|—|').
- g. **DEORBIT OPT** - Times are identified in this area when deorbit burn opportunities exist for Edwards AFB (EDW) and Kennedy Space Center (KSC).
- h. **ATTITUDE and MANEUVERS**
 - 1) **Attitude** - The current attitude of the vehicle is identified in this area, i.e., PTC, NOSE to SUN.

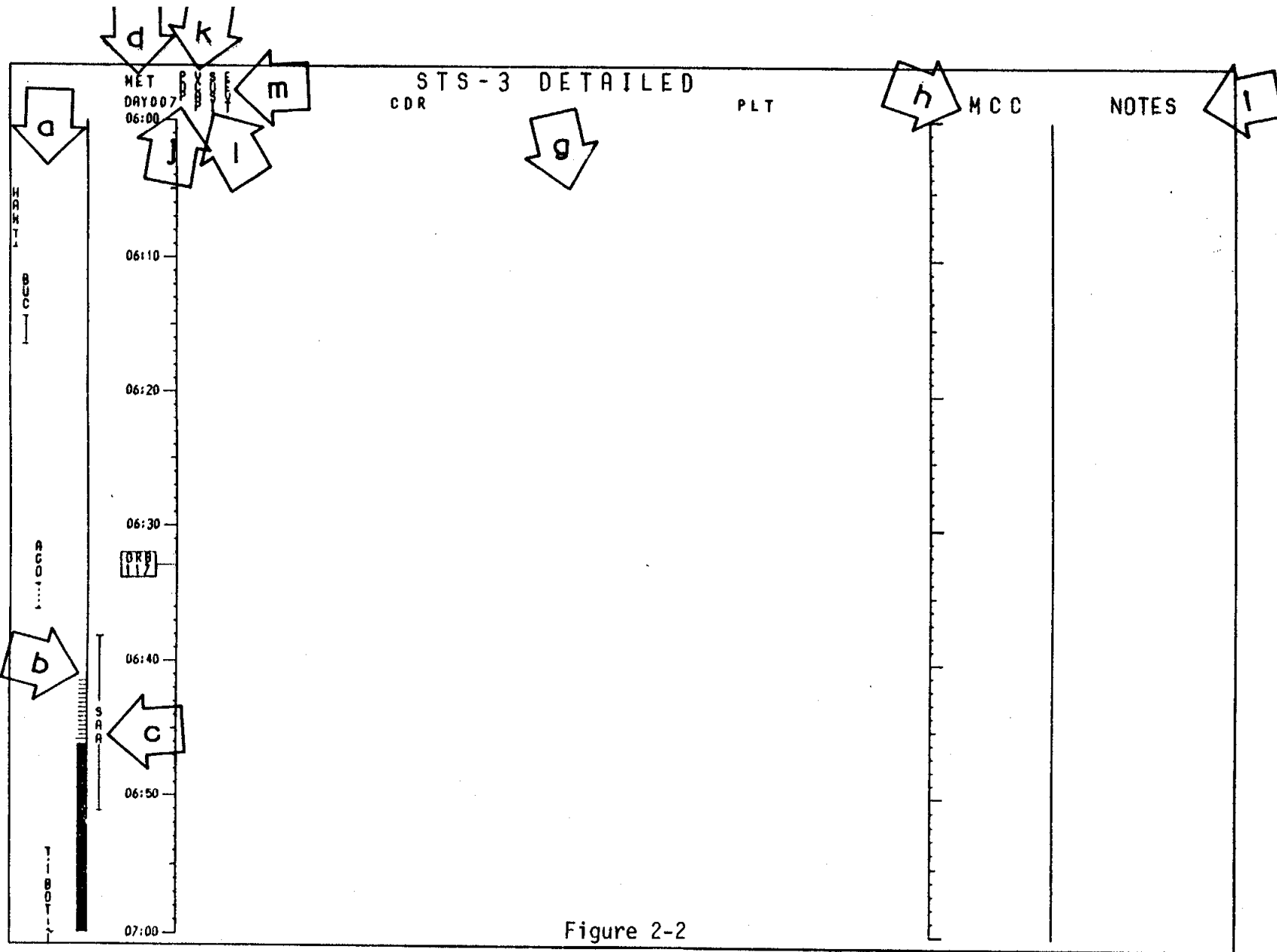


Figure 2-2

- 2) Maneuvers - An '+' is placed at the time an attitude maneuver occurs if the duration in attitude is to be greater than 15 minutes.
- i. VTR - Indicates periods when the video tape recorder is running (indicated by a '|—|'). TV - TV is indicated in this area with a '|—|'.
- j. Payload operating periods.
2. Detailed Level Timeline (1-Hr Timespan)

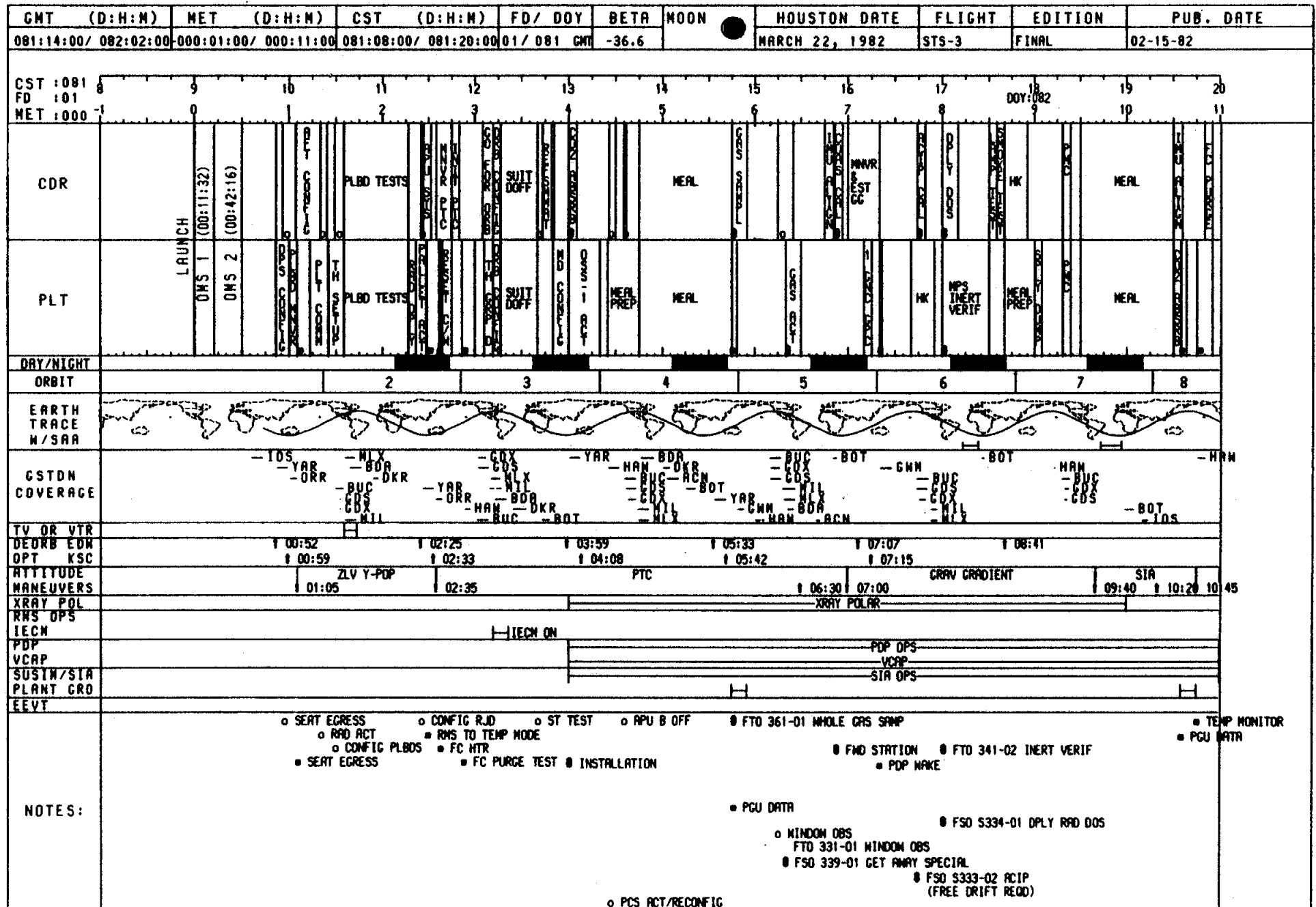
The following letters (a-m) refer to those highlighted in Figure 2-2.

- a. GSTDN COVERAGE - In this column the GSTDN sites and their acquisition periods are identified. Each site acquisition period is annotated by a solid line, a dashed line or a dotted line. The different annotations indicate the following:
- ⋮ A site that has S-Band, UHF voice and TV capabilities (GDS, HAW, MIL, MLX, GDX)
 - ┆ A site with S-Band and UHF voice capabilities (BDA, GWM, ACN, BUC, TUL, MAD, IOS)
 - ⋮ A site with only S-Band (no UHF or TV) capabilities (AGO, ORR)
 - ⋮ A site with only UHF (no S-band or TV) capabilities (BOT, YAR, DKR)
- b. DAY/NIGHT CYCLE - In this column a solid bar indicates the period when the Orbiter and earth are in darkness. A slashed line indicates when the Orbiter is in daylight but the earth beneath the Orbiter is still in darkness (terminator).
- c. SOUTH ATLANTIC ANOMALY (SAA) - This bar defines those periods when the Orbiter passes through the SAA.
- d. MET TIMESCALE - This format is a one hour format with minute tick marks on the vertical timescale referenced to Mission Elapsed Time (MET) with liftoff occurring at 0/00:00:00.
- e. ORBIT - Indicates which orbit the spacecraft is in by numerical sequence. Orbit 1 begins at liftoff with subsequent orbits starting when the earth's equator is crossed (ascending node).
- f. RMS OPS - Indicates when the RMS is unstowed.
- g. CREWMAN COLUMNS - The activities for the CDR and PLT are scheduled in this area.

- h. MCC COLUMN - Any uplinks, commands or updates required are scheduled at the appropriate time in this column. A vertical line is also used to indicate TV coverage.
- i. NOTES - This area will be used for location of pads, times of star availability, time and longitude of the ascending node, TV and photography scenes, and any other supplemental information required.
- j. PDP - Plasma Diagnostics Package operations.
- k. VCAP - Vehicle Charging and Potential Experiment operations
- l. SUSIM/SIA - Solar Ultraviolet Spectral Irradiance Monitor and Shuttle Induced Atmosphere operations
- m. EEVT - Electrophoresis Verification Test operations

SUMMARY TIMELINE

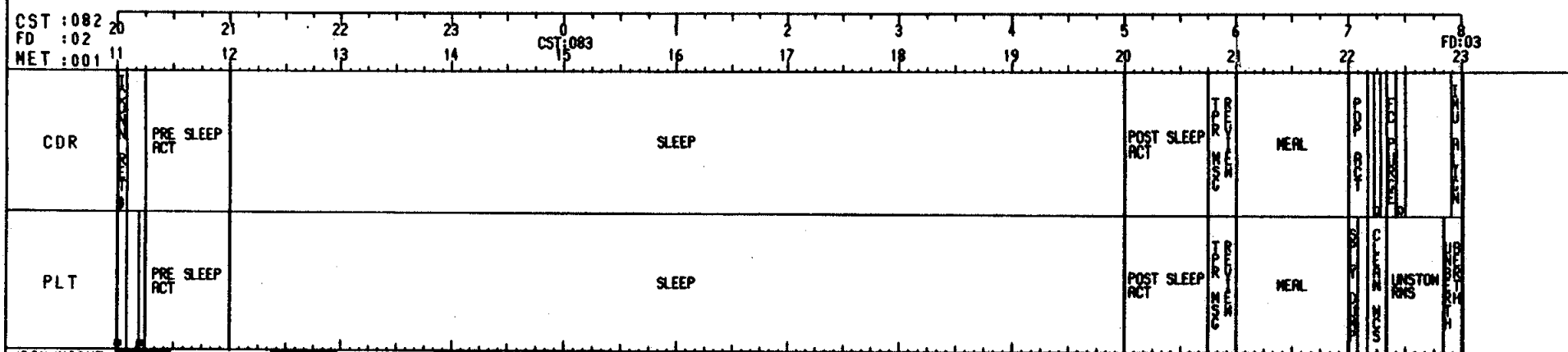
SUMMARY TIMELINE



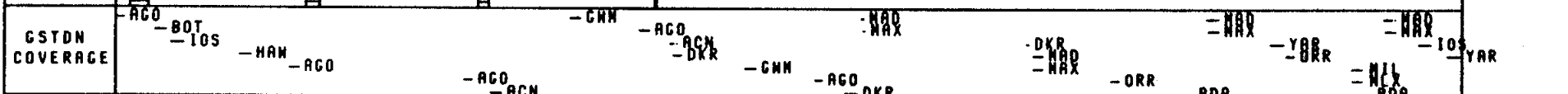

| GMT (D:H:M) | MET (D:H:M) | CST (D:H:M) | FD/ DOY | BETA | MOON | HOUSTON DATE | FLIGHT | EDITION | PUB. DATE | | | | | | | |
|--------------------------------|--|----------------------|-------------|--------------|----------------------|----------------|----------------------|---------|----------------------|------|--|----------------------|--------------------------------------|--------------------------------------|---|--|
| 082:02:00/ 082:14:00 | 000:11:00/ 000:23:00 | 081:20:00/ 082:08:00 | 01/ 082 GMT | -36.8 | ● | MARCH 23, 1982 | STS-3 | FINAL | 02-15-82 | | | | | | | |
| CST :081 FD :01 MET :000 | | | | | | | | | FD:02 | | | | | | | |
| CDR | PRE SLEEP ACT | SLEEP | | | | | | | | | | POST SLEEP ACT | TR PE RV I ME SW G | MEAL | 11:00 11:05 11:10 11:15 11:20 11:25 11:30 11:35 11:40 11:45 11:50 11:55 12:00 12:05 12:10 12:15 12:20 12:25 12:30 12:35 12:40 12:45 12:50 12:55 13:00 13:05 13:10 13:15 13:20 13:25 13:30 13:35 13:40 13:45 13:50 13:55 14:00 14:05 14:10 14:15 14:20 14:25 14:30 14:35 14:40 14:45 14:50 14:55 15:00 15:05 15:10 15:15 15:20 15:25 15:30 15:35 15:40 15:45 15:50 15:55 16:00 16:05 16:10 16:15 16:20 16:25 16:30 16:35 16:40 16:45 16:50 16:55 17:00 17:05 17:10 17:15 17:20 17:25 17:30 17:35 17:40 17:45 17:50 17:55 18:00 18:05 18:10 18:15 18:20 18:25 18:30 18:35 18:40 18:45 18:50 18:55 19:00 19:05 19:10 19:15 19:20 19:25 19:30 19:35 19:40 19:45 19:50 19:55 20:00 20:05 20:10 20:15 20:20 20:25 20:30 20:35 20:40 20:45 20:50 20:55 21:00 21:05 21:10 21:15 21:20 21:25 21:30 21:35 21:40 21:45 21:50 21:55 22:00 22:05 22:10 22:15 22:20 22:25 22:30 22:35 22:40 22:45 22:50 22:55 23:00 23:05 23:10 23:15 23:20 23:25 23:30 23:35 23:40 23:45 23:50 23:55 24:00 | |
| PLT | PDP DEAC PRE SLEEP ACT | SLEEP | | | | | | | | | | POST SLEEP ACT | TR PE RV I ME SW G | MEAL | CLEAN CUBES HONG KONG RHS | |
| DAY/NIGHT | | | | | | | | | | | | | | | | |
| ORBIT | 8 | 9 | 10 | 11 | 12 | 13 | 14 | 15 | 16 | | | | | | | |
| EARTH TRACE W/SAA | | | | | | | | | | | | | | | | |
| GSTDN COVERAGE | -AGO -BOT -LOS | -HAW -AGO | | -AGO -ACN | -GWH -AGO -DKR | | -GWH -AGO -DKR | | -DKR -MAD -MAX | -ORR | | -BDA -MAX -MAD | -YAR -ORR | -MIL -MLX -BDA -MAD -MAX | 08 | |
| TV OR YTR | | | | | | | | | | | | | | | | |
| DEORB EDW | | | | | | | | | | | | | | | | |
| OPT KSC | | | | | | | | | | | | | | | | |
| ATTITUDE | TAIL SUN ORB RATE | | | | | | | | | | | | | | | |
| MANEUVERS | | | | | | | | | | | | | | | | |
| XRAY POL | | | | | | | | | | | | | | | | |
| RHS OPS | | | | | | | | | | | | | | | | |
| IECH | | | | | | | | | | | | | | | | |
| PDP OPS | | | | | | | | | | | | | | | | |
| VCAP | VCAP | | | | | | | | | | | | | | | |
| SUSIN/SIA | SIA OPS | | | | | | | | | | | | | | | |
| PLANT GRO | | | | | | | | | | | | | | | | |
| EEYT | | | | | | | | | | | | | | | | |
| NOTES: | <ul style="list-style-type: none"> • GAS HEAT (1) FSO 839-01 GET AWAY SPECIAL • PGU DATA • OPS/RCS • TEMP MONITOR | | | | | | | | | | | | | | | |

| GMT (D:H:M) | MET (D:H:M) | CST (D:H:M) | FD/ DOY | BETA | MOON | HOUSTON DATE | FLIGHT | EDITION | PUB. DATE | | | | | | | | | | | | | | | | | | | | | | | | | | | | | | | | | | | | | | | | | | | | | | | | | | | | | | | | | | | | | | | | | | | | | | | | | | | | | | | | | | | | | | | | | | | | | | | | | | | | | | | | | | | | | | | | | | | | | | | | | | | | | | | | | | | | | | | | | | | | | | | | | | | | | | | | | | | | | | | | | | | | | | | | | | | | | | | | | | | | | | | | | | | | | | | | | | | | | | | | | | | | | | | | | | | | | | | | | | | | | | | | | | | | | | | | | | | | | | | | | | | | | | | | | | | | | | | | | | | | | | | | | | | | | | | | | | | | | | | | | | | | | | | | | | | | | | | | | | | | | | | | | | | | | | | | | | | | | | | | | | | | | | | | | | | | | | | | | | | | | | | | | | | | | | | | | | | | | | | | | | | | | | | | | | | | | | | | | | | | | | | | | | | | | | | | | | | | | | | | | | | | | | | | | | | | | | | | | | | | | | | | | | | | | | | | | | | | | | | | | | | | | | | | | | | | | | | | | | | | | | | | | | | | |
|-----------------------------|---|----------------------|----------------------|------------------------------|--------------|------------------------------|--------------------------------------|--------------|--------------------------------------|------------------------------|------------------------------|------------------------------|------------------------------|------------------------------|------------------------------|------------------------------|------------------------------|------------------------------|------------------------------|------------------------------|------------------------------|------------------------------|------------------------------|------------------------------|------------------------------|--|--|--|--|--|--|--|--|--|--|-----|----|--|----------|-------------|----------|------|--|--------|--------------|----------|---------|-----------|----------|-----------|--|--|----------|----------|---------|--|--|------|----|-----|---------------------|-------------|---------------|----------|----------|------------|----|----------|----------|------------|--|------|--|----------|----------|-----------|--|--|--|------------|-----------|--|--|------|----|-----------|--|--|--|--|--|--|--|--|--|--|--|--|--|--|--|--|--|--|--|--|--|--|--|--|-------|----|----|----|----|----|----|----|----|----|--|--|--|--|--|--|--|--|--|--|--|--|--|--|--|--------------------|--|--|--|--|--|--|--|--|--|--|--|--|--|--|--|--|--|--|--|--|--|--|--|----------------|--------------|----------------------|----------------------|------------------------------|--------------|------------------------------|--------------------------------------|--------------|--------------------------------------|------------------------------|------------------------------|------------------------------|------------------------------|------------------------------|------------------------------|------------------------------|------------------------------|------------------------------|------------------------------|------------------------------|------------------------------|------------------------------|------------------------------|------------------------------|------------------------------|-----------|--|--|--|--|--|--|--|--|--|--|--|--|--|--|--|--|--|--|--|--|--|--|--|-----------|--|--|--|--|--|--|--|--|--|--|--|--|--|--|--|--|--|--|--|--|--|--|--|--|---------|-------|-------|-------|-------|-------|-------|-------|-------|-------|-------|--|--|--|--|--|--|--|--|--|--|--|--|--------------------|--|--|--|--|--|--|--|--|--|--|-------------------|--|--|--|--|--|--|--|--|--|--|--|--|----------|--|--|--|--|--|--|--|--|--|--|--|--|--|--|--|--|--|--|--|--|--|--|--|---------|----------|--|--|--|--|--|--|--|--|--|--|--|--|--|--|--|--|--|--|--|--|--|--|------|--|--|--|--|--|--|--|--|--|--|--|--|--|--|--|--|--|--|--|--|--|--|--|-----|--|--|--|--|--|--|--|--|--|--|--|--|--|--|--|--|--|--|--|--|--|--|--|------|--|--|--|--|--|--|--|--|--|--|------|--|--|--|--|--|--|--|--|--|--|--|--|---------------------|----------|--|--|--|--|--|--|--|--|--|--|--|--|--|--|---------|--|--|--|--|--|--|--|------|--|--|--|--|--|--|--|--|--|--|--|--|--|--|--|---------------|--|--|--|---------------|--|--|--|--|--|--|--|--------|--|--|--|--|--|--|--|--|--|--|--|--|--|--|--|--|--|--|--|--|--|--|--|
| 082:14:00/ 083:02:00 | 000:23:00/ 001:11:00 | 082:08:00/ 082:20:00 | 02/ 082 GMT | -36.9 | | MARCH 23, 1982 | STS-3 | FINAL, PCN 1 | 03-1-82 | | | | | | | | | | | | | | | | | | | | | | | | | | | | | | | | | | | | | | | | | | | | | | | | | | | | | | | | | | | | | | | | | | | | | | | | | | | | | | | | | | | | | | | | | | | | | | | | | | | | | | | | | | | | | | | | | | | | | | | | | | | | | | | | | | | | | | | | | | | | | | | | | | | | | | | | | | | | | | | | | | | | | | | | | | | | | | | | | | | | | | | | | | | | | | | | | | | | | | | | | | | | | | | | | | | | | | | | | | | | | | | | | | | | | | | | | | | | | | | | | | | | | | | | | | | | | | | | | | | | | | | | | | | | | | | | | | | | | | | | | | | | | | | | | | | | | | | | | | | | | | | | | | | | | | | | | | | | | | | | | | | | | | | | | | | | | | | | | | | | | | | | | | | | | | | | | | | | | | | | | | | | | | | | | | | | | | | | | | | | | | | | | | | | | | | | | | | | | | | | | | | | | | | | | | | | | | | | | | | | | | | | | | | | | | | | | | | | | | | | | | | | | | | | | | | | | | | | | | | | | | | | | | | | |
| CST 082 FD 02 MET 000 | <table border="1"> <thead> <tr> <th>8</th><th>9</th><th>10</th><th>11</th><th>12</th><th>13</th><th>14</th><th>15</th><th>16</th><th>17</th><th>18</th><th>19</th><th>20</th> </tr> </thead> <tbody> <tr> <td colspan="13">CST 082 FD 02 MET 000</td> </tr> <tr> <td>CDR</td> <td>NK</td> <td></td> <td>R/S PRCS</td> <td>CAB TV DPLY</td> <td>R/S PRCS</td> <td>MEAL</td> <td></td> <td>TV ACT</td> <td>SUIT DOWNING</td> <td>SIG SMOG</td> <td>SEGRESS</td> <td>SQUITTING</td> <td>S/PARPLE</td> <td>OPERATION</td> <td></td> <td></td> <td>POST EVT</td> <td>EXERCISE</td> <td>HLR OPS</td> <td></td> <td></td> <td>MEAL</td> <td>NK</td> </tr> <tr> <td>PLT</td> <td>VR LN I D ATTENTION</td> <td>BACKUP MODE</td> <td>GRAPPLE RIGID</td> <td>R/S PRCS</td> <td>S M STOP</td> <td>PRE CRADLE</td> <td>NK</td> <td>R/S PRCS</td> <td>STOR R/S</td> <td>ME NEVSTOW</td> <td></td> <td>HEAL</td> <td></td> <td>TV SETUP</td> <td>S/PARPLE</td> <td>OPERATION</td> <td></td> <td></td> <td></td> <td>PLBD CYCLE</td> <td>HEAL PREP</td> <td></td> <td></td> <td>HEAL</td> <td>NK</td> </tr> <tr> <td>DAY/NIGHT</td> <td></td><td></td><td></td><td></td><td></td><td></td><td></td><td></td><td></td><td></td><td></td><td></td><td></td><td></td><td></td><td></td><td></td><td></td><td></td><td></td><td></td><td></td><td></td><td></td> </tr> <tr> <td>ORBIT</td> <td>16</td><td>17</td><td>18</td><td>19</td><td>20</td><td>21</td><td>22</td><td>23</td><td>24</td><td></td><td></td><td></td><td></td><td></td><td></td><td></td><td></td><td></td><td></td><td></td><td></td><td></td><td></td><td></td> </tr> <tr> <td>EARTH TRACE W/ SAA</td> <td colspan="23"></td> </tr> <tr> <td>GSTDN COVERAGE</td> <td>-YAR -ORR</td> <td>-IOS -YAR -ORR</td> <td>-HLX -BDA -DKR</td> <td>-GDS -GDX -HAW -DKR</td> <td>-BOT -YAR</td> <td>-HLX -BDA -ACN -BOT</td> <td>-GDX -GDS -HAW -BDA -ACN</td> <td>-BOT -YAR</td> <td>-GWH -BUC -GDS -GDX -BOT</td> <td>-GWH -BUC -GDS -GDX</td> <td>-BUC -BOT -IOS -HAW</td> <td>-BUC -BOT -IOS -HAW</td> <td>-BUC -BOT -IOS -HAW</td> <td>-BUC -BOT -IOS -HAW</td> <td>-BUC -BOT -IOS -HAW</td> <td>-BUC -BOT -IOS -HAW</td> <td>-BUC -BOT -IOS -HAW</td> <td>-BUC -BOT -IOS -HAW</td> <td>-BUC -BOT -IOS -HAW</td> <td>-BUC -BOT -IOS -HAW</td> <td>-BUC -BOT -IOS -HAW</td> <td>-BUC -BOT -IOS -HAW</td> <td>-BUC -BOT -IOS -HAW</td> <td>-BUC -BOT -IOS -HAW</td> <td>-BUC -BOT -IOS -HAW</td> </tr> <tr> <td>TV OR YTR</td> <td colspan="23"></td> </tr> <tr> <td>DEORB EDW</td> <td></td><td></td><td></td><td></td><td></td><td></td><td></td><td></td><td></td><td></td><td></td><td></td><td></td><td></td><td></td><td></td><td></td><td></td><td></td><td></td><td></td><td></td><td></td><td></td> </tr> <tr> <td>OPT KSC</td> <td> 23:12</td><td> 00:47</td><td> 02:21</td><td> 03:27</td><td> 03:55</td><td> 05:21</td><td> 05:29</td><td> 06:55</td><td> 07:03</td><td> 08:28</td><td colspan="12"></td> </tr> <tr> <td>ATTITUDE MANEUVERS</td> <td colspan="10"></td> <td colspan="7">TAIL SUN ORB RATE</td> <td colspan="6"></td> </tr> <tr> <td>XRAY POL</td> <td colspan="23"></td> </tr> <tr> <td>R/S OPS</td> <td colspan="10">R/S TEST</td> <td colspan="13"></td> </tr> <tr> <td>IECH</td> <td colspan="23"></td> </tr> <tr> <td>PDF</td> <td colspan="23"></td> </tr> <tr> <td>VCAP</td> <td colspan="10"></td> <td colspan="13">VCAP</td> </tr> <tr> <td>SUSIN/SIA PLANT GRO</td> <td colspan="5">SUSIN ON</td> <td colspan="10"></td> <td colspan="5">SIA OPS</td> <td colspan="3"></td> </tr> <tr> <td>EEVT</td> <td colspan="15"></td> <td colspan="4">EEVT SAMPLE 1</td> <td colspan="4">EEVT SAMPLE 2</td> <td colspan="4"></td> </tr> <tr> <td>NOTES:</td> <td colspan="23"> <ul style="list-style-type: none"> • PDU DATA • FSO S336-01 EEVT • FSO S336-01 EEVT • FSO S336-01 EEVT • DSD 391 TV • GAS HEAT (2) • FSO 339-01 GET AWAY SPECIAL • SEAT/POS CONFIG • SUIF FAN DEACT • FSO S336-01 EEVT • FTO 356-01 PLBD CYCLE • DSD 392 16MM CAMR • GAS HEAT (3) • FSO 339-01 GET AWAY SPECIAL • TEMP MONITOR • FSO S341-01 HLR OPS • PCS CONFIG • PDU DATA </td> </tr> </tbody> </table> | | | | | | | | | 8 | 9 | 10 | 11 | 12 | 13 | 14 | 15 | 16 | 17 | 18 | 19 | 20 | CST 082 FD 02 MET 000 | | | | | | | | | | | | | CDR | NK | | R/S PRCS | CAB TV DPLY | R/S PRCS | MEAL | | TV ACT | SUIT DOWNING | SIG SMOG | SEGRESS | SQUITTING | S/PARPLE | OPERATION | | | POST EVT | EXERCISE | HLR OPS | | | MEAL | NK | PLT | VR LN I D ATTENTION | BACKUP MODE | GRAPPLE RIGID | R/S PRCS | S M STOP | PRE CRADLE | NK | R/S PRCS | STOR R/S | ME NEVSTOW | | HEAL | | TV SETUP | S/PARPLE | OPERATION | | | | PLBD CYCLE | HEAL PREP | | | HEAL | NK | DAY/NIGHT | | | | | | | | | | | | | | | | | | | | | | | | | ORBIT | 16 | 17 | 18 | 19 | 20 | 21 | 22 | 23 | 24 | | | | | | | | | | | | | | | | EARTH TRACE W/ SAA | | | | | | | | | | | | | | | | | | | | | | | | GSTDN COVERAGE | -YAR -ORR | -IOS -YAR -ORR | -HLX -BDA -DKR | -GDS -GDX -HAW -DKR | -BOT -YAR | -HLX -BDA -ACN -BOT | -GDX -GDS -HAW -BDA -ACN | -BOT -YAR | -GWH -BUC -GDS -GDX -BOT | -GWH -BUC -GDS -GDX | -BUC -BOT -IOS -HAW | -BUC -BOT -IOS -HAW | -BUC -BOT -IOS -HAW | -BUC -BOT -IOS -HAW | -BUC -BOT -IOS -HAW | -BUC -BOT -IOS -HAW | -BUC -BOT -IOS -HAW | -BUC -BOT -IOS -HAW | -BUC -BOT -IOS -HAW | -BUC -BOT -IOS -HAW | -BUC -BOT -IOS -HAW | -BUC -BOT -IOS -HAW | -BUC -BOT -IOS -HAW | -BUC -BOT -IOS -HAW | -BUC -BOT -IOS -HAW | TV OR YTR | | | | | | | | | | | | | | | | | | | | | | | | DEORB EDW | | | | | | | | | | | | | | | | | | | | | | | | | OPT KSC | 23:12 | 00:47 | 02:21 | 03:27 | 03:55 | 05:21 | 05:29 | 06:55 | 07:03 | 08:28 | | | | | | | | | | | | | ATTITUDE MANEUVERS | | | | | | | | | | | TAIL SUN ORB RATE | | | | | | | | | | | | | XRAY POL | | | | | | | | | | | | | | | | | | | | | | | | R/S OPS | R/S TEST | | | | | | | | | | | | | | | | | | | | | | | IECH | | | | | | | | | | | | | | | | | | | | | | | | PDF | | | | | | | | | | | | | | | | | | | | | | | | VCAP | | | | | | | | | | | VCAP | | | | | | | | | | | | | SUSIN/SIA PLANT GRO | SUSIN ON | | | | | | | | | | | | | | | SIA OPS | | | | | | | | EEVT | | | | | | | | | | | | | | | | EEVT SAMPLE 1 | | | | EEVT SAMPLE 2 | | | | | | | | NOTES: | <ul style="list-style-type: none"> • PDU DATA • FSO S336-01 EEVT • FSO S336-01 EEVT • FSO S336-01 EEVT • DSD 391 TV • GAS HEAT (2) • FSO 339-01 GET AWAY SPECIAL • SEAT/POS CONFIG • SUIF FAN DEACT • FSO S336-01 EEVT • FTO 356-01 PLBD CYCLE • DSD 392 16MM CAMR • GAS HEAT (3) • FSO 339-01 GET AWAY SPECIAL • TEMP MONITOR • FSO S341-01 HLR OPS • PCS CONFIG • PDU DATA | | | | | | | | | | | | | | | | | | | | | | |
| 8 | 9 | 10 | 11 | 12 | 13 | 14 | 15 | 16 | 17 | 18 | 19 | 20 | | | | | | | | | | | | | | | | | | | | | | | | | | | | | | | | | | | | | | | | | | | | | | | | | | | | | | | | | | | | | | | | | | | | | | | | | | | | | | | | | | | | | | | | | | | | | | | | | | | | | | | | | | | | | | | | | | | | | | | | | | | | | | | | | | | | | | | | | | | | | | | | | | | | | | | | | | | | | | | | | | | | | | | | | | | | | | | | | | | | | | | | | | | | | | | | | | | | | | | | | | | | | | | | | | | | | | | | | | | | | | | | | | | | | | | | | | | | | | | | | | | | | | | | | | | | | | | | | | | | | | | | | | | | | | | | | | | | | | | | | | | | | | | | | | | | | | | | | | | | | | | | | | | | | | | | | | | | | | | | | | | | | | | | | | | | | | | | | | | | | | | | | | | | | | | | | | | | | | | | | | | | | | | | | | | | | | | | | | | | | | | | | | | | | | | | | | | | | | | | | | | | | | | | | | | | | | | | | | | | | | | | | | | | | | | | | | | | | | | | | | | | | | | | | | | | | | | | | | | | | | | | | |
| CST 082 FD 02 MET 000 | | | | | | | | | | | | | | | | | | | | | | | | | | | | | | | | | | | | | | | | | | | | | | | | | | | | | | | | | | | | | | | | | | | | | | | | | | | | | | | | | | | | | | | | | | | | | | | | | | | | | | | | | | | | | | | | | | | | | | | | | | | | | | | | | | | | | | | | | | | | | | | | | | | | | | | | | | | | | | | | | | | | | | | | | | | | | | | | | | | | | | | | | | | | | | | | | | | | | | | | | | | | | | | | | | | | | | | | | | | | | | | | | | | | | | | | | | | | | | | | | | | | | | | | | | | | | | | | | | | | | | | | | | | | | | | | | | | | | | | | | | | | | | | | | | | | | | | | | | | | | | | | | | | | | | | | | | | | | | | | | | | | | | | | | | | | | | | | | | | | | | | | | | | | | | | | | | | | | | | | | | | | | | | | | | | | | | | | | | | | | | | | | | | | | | | | | | | | | | | | | | | | | | | | | | | | | | | | | | | | | | | | | | | | | | | | | | | | | | | | | | | | | | | | | | | | | | | | | | | | | | | | | | | | | | | | | | | | | |
| CDR | NK | | R/S PRCS | CAB TV DPLY | R/S PRCS | MEAL | | TV ACT | SUIT DOWNING | SIG SMOG | SEGRESS | SQUITTING | S/PARPLE | OPERATION | | | POST EVT | EXERCISE | HLR OPS | | | MEAL | NK | | | | | | | | | | | | | | | | | | | | | | | | | | | | | | | | | | | | | | | | | | | | | | | | | | | | | | | | | | | | | | | | | | | | | | | | | | | | | | | | | | | | | | | | | | | | | | | | | | | | | | | | | | | | | | | | | | | | | | | | | | | | | | | | | | | | | | | | | | | | | | | | | | | | | | | | | | | | | | | | | | | | | | | | | | | | | | | | | | | | | | | | | | | | | | | | | | | | | | | | | | | | | | | | | | | | | | | | | | | | | | | | | | | | | | | | | | | | | | | | | | | | | | | | | | | | | | | | | | | | | | | | | | | | | | | | | | | | | | | | | | | | | | | | | | | | | | | | | | | | | | | | | | | | | | | | | | | | | | | | | | | | | | | | | | | | | | | | | | | | | | | | | | | | | | | | | | | | | | | | | | | | | | | | | | | | | | | | | | | | | | | | | | | | | | | | | | | | | | | | | | | | | | | | | | | | | | | | | | | | | | | | | | | | | | | | | | | | | | | | | | | | | | | | | | | | | | |
| PLT | VR LN I D ATTENTION | BACKUP MODE | GRAPPLE RIGID | R/S PRCS | S M STOP | PRE CRADLE | NK | R/S PRCS | STOR R/S | ME NEVSTOW | | HEAL | | TV SETUP | S/PARPLE | OPERATION | | | | PLBD CYCLE | HEAL PREP | | | HEAL | NK | | | | | | | | | | | | | | | | | | | | | | | | | | | | | | | | | | | | | | | | | | | | | | | | | | | | | | | | | | | | | | | | | | | | | | | | | | | | | | | | | | | | | | | | | | | | | | | | | | | | | | | | | | | | | | | | | | | | | | | | | | | | | | | | | | | | | | | | | | | | | | | | | | | | | | | | | | | | | | | | | | | | | | | | | | | | | | | | | | | | | | | | | | | | | | | | | | | | | | | | | | | | | | | | | | | | | | | | | | | | | | | | | | | | | | | | | | | | | | | | | | | | | | | | | | | | | | | | | | | | | | | | | | | | | | | | | | | | | | | | | | | | | | | | | | | | | | | | | | | | | | | | | | | | | | | | | | | | | | | | | | | | | | | | | | | | | | | | | | | | | | | | | | | | | | | | | | | | | | | | | | | | | | | | | | | | | | | | | | | | | | | | | | | | | | | | | | | | | | | | | | | | | | | | | | | | | | | | | | | | | | | | | | | | | | | | | | | | | | | | | | | | | | | | | | | | |
| DAY/NIGHT | | | | | | | | | | | | | | | | | | | | | | | | | | | | | | | | | | | | | | | | | | | | | | | | | | | | | | | | | | | | | | | | | | | | | | | | | | | | | | | | | | | | | | | | | | | | | | | | | | | | | | | | | | | | | | | | | | | | | | | | | | | | | | | | | | | | | | | | | | | | | | | | | | | | | | | | | | | | | | | | | | | | | | | | | | | | | | | | | | | | | | | | | | | | | | | | | | | | | | | | | | | | | | | | | | | | | | | | | | | | | | | | | | | | | | | | | | | | | | | | | | | | | | | | | | | | | | | | | | | | | | | | | | | | | | | | | | | | | | | | | | | | | | | | | | | | | | | | | | | | | | | | | | | | | | | | | | | | | | | | | | | | | | | | | | | | | | | | | | | | | | | | | | | | | | | | | | | | | | | | | | | | | | | | | | | | | | | | | | | | | | | | | | | | | | | | | | | | | | | | | | | | | | | | | | | | | | | | | | | | | | | | | | | | | | | | | | | | | | | | | | | | | | | | | | | | | | | | | | | | | | | | | | | | | | | | | | | | | |
| ORBIT | 16 | 17 | 18 | 19 | 20 | 21 | 22 | 23 | 24 | | | | | | | | | | | | | | | | | | | | | | | | | | | | | | | | | | | | | | | | | | | | | | | | | | | | | | | | | | | | | | | | | | | | | | | | | | | | | | | | | | | | | | | | | | | | | | | | | | | | | | | | | | | | | | | | | | | | | | | | | | | | | | | | | | | | | | | | | | | | | | | | | | | | | | | | | | | | | | | | | | | | | | | | | | | | | | | | | | | | | | | | | | | | | | | | | | | | | | | | | | | | | | | | | | | | | | | | | | | | | | | | | | | | | | | | | | | | | | | | | | | | | | | | | | | | | | | | | | | | | | | | | | | | | | | | | | | | | | | | | | | | | | | | | | | | | | | | | | | | | | | | | | | | | | | | | | | | | | | | | | | | | | | | | | | | | | | | | | | | | | | | | | | | | | | | | | | | | | | | | | | | | | | | | | | | | | | | | | | | | | | | | | | | | | | | | | | | | | | | | | | | | | | | | | | | | | | | | | | | | | | | | | | | | | | | | | | | | | | | | | | | | | | | | | | | | | | | | | | | | | | | | | | | |
| EARTH TRACE W/ SAA | | | | | | | | | | | | | | | | | | | | | | | | | | | | | | | | | | | | | | | | | | | | | | | | | | | | | | | | | | | | | | | | | | | | | | | | | | | | | | | | | | | | | | | | | | | | | | | | | | | | | | | | | | | | | | | | | | | | | | | | | | | | | | | | | | | | | | | | | | | | | | | | | | | | | | | | | | | | | | | | | | | | | | | | | | | | | | | | | | | | | | | | | | | | | | | | | | | | | | | | | | | | | | | | | | | | | | | | | | | | | | | | | | | | | | | | | | | | | | | | | | | | | | | | | | | | | | | | | | | | | | | | | | | | | | | | | | | | | | | | | | | | | | | | | | | | | | | | | | | | | | | | | | | | | | | | | | | | | | | | | | | | | | | | | | | | | | | | | | | | | | | | | | | | | | | | | | | | | | | | | | | | | | | | | | | | | | | | | | | | | | | | | | | | | | | | | | | | | | | | | | | | | | | | | | | | | | | | | | | | | | | | | | | | | | | | | | | | | | | | | | | | | | | | | | | | | | | | | | | | | | | | | | | | | | | | | | | | | |
| GSTDN COVERAGE | -YAR -ORR | -IOS -YAR -ORR | -HLX -BDA -DKR | -GDS -GDX -HAW -DKR | -BOT -YAR | -HLX -BDA -ACN -BOT | -GDX -GDS -HAW -BDA -ACN | -BOT -YAR | -GWH -BUC -GDS -GDX -BOT | -GWH -BUC -GDS -GDX | -BUC -BOT -IOS -HAW | -BUC -BOT -IOS -HAW | -BUC -BOT -IOS -HAW | -BUC -BOT -IOS -HAW | -BUC -BOT -IOS -HAW | -BUC -BOT -IOS -HAW | -BUC -BOT -IOS -HAW | -BUC -BOT -IOS -HAW | -BUC -BOT -IOS -HAW | -BUC -BOT -IOS -HAW | -BUC -BOT -IOS -HAW | -BUC -BOT -IOS -HAW | -BUC -BOT -IOS -HAW | -BUC -BOT -IOS -HAW | -BUC -BOT -IOS -HAW | | | | | | | | | | | | | | | | | | | | | | | | | | | | | | | | | | | | | | | | | | | | | | | | | | | | | | | | | | | | | | | | | | | | | | | | | | | | | | | | | | | | | | | | | | | | | | | | | | | | | | | | | | | | | | | | | | | | | | | | | | | | | | | | | | | | | | | | | | | | | | | | | | | | | | | | | | | | | | | | | | | | | | | | | | | | | | | | | | | | | | | | | | | | | | | | | | | | | | | | | | | | | | | | | | | | | | | | | | | | | | | | | | | | | | | | | | | | | | | | | | | | | | | | | | | | | | | | | | | | | | | | | | | | | | | | | | | | | | | | | | | | | | | | | | | | | | | | | | | | | | | | | | | | | | | | | | | | | | | | | | | | | | | | | | | | | | | | | | | | | | | | | | | | | | | | | | | | | | | | | | | | | | | | | | | | | | | | | | | | | | | | | | | | | | | | | | | | | | | | | | | | | | | | | | | | | | | | | | | | | | | | | | | | | | | | | | | | | | | | | | | | | | | | | | | | |
| TV OR YTR | | | | | | | | | | | | | | | | | | | | | | | | | | | | | | | | | | | | | | | | | | | | | | | | | | | | | | | | | | | | | | | | | | | | | | | | | | | | | | | | | | | | | | | | | | | | | | | | | | | | | | | | | | | | | | | | | | | | | | | | | | | | | | | | | | | | | | | | | | | | | | | | | | | | | | | | | | | | | | | | | | | | | | | | | | | | | | | | | | | | | | | | | | | | | | | | | | | | | | | | | | | | | | | | | | | | | | | | | | | | | | | | | | | | | | | | | | | | | | | | | | | | | | | | | | | | | | | | | | | | | | | | | | | | | | | | | | | | | | | | | | | | | | | | | | | | | | | | | | | | | | | | | | | | | | | | | | | | | | | | | | | | | | | | | | | | | | | | | | | | | | | | | | | | | | | | | | | | | | | | | | | | | | | | | | | | | | | | | | | | | | | | | | | | | | | | | | | | | | | | | | | | | | | | | | | | | | | | | | | | | | | | | | | | | | | | | | | | | | | | | | | | | | | | | | | | | | | | | | | | | | | | | | | | | | | | | | | | | |
| DEORB EDW | | | | | | | | | | | | | | | | | | | | | | | | | | | | | | | | | | | | | | | | | | | | | | | | | | | | | | | | | | | | | | | | | | | | | | | | | | | | | | | | | | | | | | | | | | | | | | | | | | | | | | | | | | | | | | | | | | | | | | | | | | | | | | | | | | | | | | | | | | | | | | | | | | | | | | | | | | | | | | | | | | | | | | | | | | | | | | | | | | | | | | | | | | | | | | | | | | | | | | | | | | | | | | | | | | | | | | | | | | | | | | | | | | | | | | | | | | | | | | | | | | | | | | | | | | | | | | | | | | | | | | | | | | | | | | | | | | | | | | | | | | | | | | | | | | | | | | | | | | | | | | | | | | | | | | | | | | | | | | | | | | | | | | | | | | | | | | | | | | | | | | | | | | | | | | | | | | | | | | | | | | | | | | | | | | | | | | | | | | | | | | | | | | | | | | | | | | | | | | | | | | | | | | | | | | | | | | | | | | | | | | | | | | | | | | | | | | | | | | | | | | | | | | | | | | | | | | | | | | | | | | | | | | | | | | | | | | | | | |
| OPT KSC | 23:12 | 00:47 | 02:21 | 03:27 | 03:55 | 05:21 | 05:29 | 06:55 | 07:03 | 08:28 | | | | | | | | | | | | | | | | | | | | | | | | | | | | | | | | | | | | | | | | | | | | | | | | | | | | | | | | | | | | | | | | | | | | | | | | | | | | | | | | | | | | | | | | | | | | | | | | | | | | | | | | | | | | | | | | | | | | | | | | | | | | | | | | | | | | | | | | | | | | | | | | | | | | | | | | | | | | | | | | | | | | | | | | | | | | | | | | | | | | | | | | | | | | | | | | | | | | | | | | | | | | | | | | | | | | | | | | | | | | | | | | | | | | | | | | | | | | | | | | | | | | | | | | | | | | | | | | | | | | | | | | | | | | | | | | | | | | | | | | | | | | | | | | | | | | | | | | | | | | | | | | | | | | | | | | | | | | | | | | | | | | | | | | | | | | | | | | | | | | | | | | | | | | | | | | | | | | | | | | | | | | | | | | | | | | | | | | | | | | | | | | | | | | | | | | | | | | | | | | | | | | | | | | | | | | | | | | | | | | | | | | | | | | | | | | | | | | | | | | | | | | | | | | | | | | | | | | | | | | | | | | | | | |
| ATTITUDE MANEUVERS | | | | | | | | | | | TAIL SUN ORB RATE | | | | | | | | | | | | | | | | | | | | | | | | | | | | | | | | | | | | | | | | | | | | | | | | | | | | | | | | | | | | | | | | | | | | | | | | | | | | | | | | | | | | | | | | | | | | | | | | | | | | | | | | | | | | | | | | | | | | | | | | | | | | | | | | | | | | | | | | | | | | | | | | | | | | | | | | | | | | | | | | | | | | | | | | | | | | | | | | | | | | | | | | | | | | | | | | | | | | | | | | | | | | | | | | | | | | | | | | | | | | | | | | | | | | | | | | | | | | | | | | | | | | | | | | | | | | | | | | | | | | | | | | | | | | | | | | | | | | | | | | | | | | | | | | | | | | | | | | | | | | | | | | | | | | | | | | | | | | | | | | | | | | | | | | | | | | | | | | | | | | | | | | | | | | | | | | | | | | | | | | | | | | | | | | | | | | | | | | | | | | | | | | | | | | | | | | | | | | | | | | | | | | | | | | | | | | | | | | | | | | | | | | | | | | | | | | | | | | | | | | | | | | | | | | | | | | | | | | | | | | | | | | | | |
| XRAY POL | | | | | | | | | | | | | | | | | | | | | | | | | | | | | | | | | | | | | | | | | | | | | | | | | | | | | | | | | | | | | | | | | | | | | | | | | | | | | | | | | | | | | | | | | | | | | | | | | | | | | | | | | | | | | | | | | | | | | | | | | | | | | | | | | | | | | | | | | | | | | | | | | | | | | | | | | | | | | | | | | | | | | | | | | | | | | | | | | | | | | | | | | | | | | | | | | | | | | | | | | | | | | | | | | | | | | | | | | | | | | | | | | | | | | | | | | | | | | | | | | | | | | | | | | | | | | | | | | | | | | | | | | | | | | | | | | | | | | | | | | | | | | | | | | | | | | | | | | | | | | | | | | | | | | | | | | | | | | | | | | | | | | | | | | | | | | | | | | | | | | | | | | | | | | | | | | | | | | | | | | | | | | | | | | | | | | | | | | | | | | | | | | | | | | | | | | | | | | | | | | | | | | | | | | | | | | | | | | | | | | | | | | | | | | | | | | | | | | | | | | | | | | | | | | | | | | | | | | | | | | | | | | | | | | | | | | | | | | |
| R/S OPS | R/S TEST | | | | | | | | | | | | | | | | | | | | | | | | | | | | | | | | | | | | | | | | | | | | | | | | | | | | | | | | | | | | | | | | | | | | | | | | | | | | | | | | | | | | | | | | | | | | | | | | | | | | | | | | | | | | | | | | | | | | | | | | | | | | | | | | | | | | | | | | | | | | | | | | | | | | | | | | | | | | | | | | | | | | | | | | | | | | | | | | | | | | | | | | | | | | | | | | | | | | | | | | | | | | | | | | | | | | | | | | | | | | | | | | | | | | | | | | | | | | | | | | | | | | | | | | | | | | | | | | | | | | | | | | | | | | | | | | | | | | | | | | | | | | | | | | | | | | | | | | | | | | | | | | | | | | | | | | | | | | | | | | | | | | | | | | | | | | | | | | | | | | | | | | | | | | | | | | | | | | | | | | | | | | | | | | | | | | | | | | | | | | | | | | | | | | | | | | | | | | | | | | | | | | | | | | | | | | | | | | | | | | | | | | | | | | | | | | | | | | | | | | | | | | | | | | | | | | | | | | | | | | | | | | | | | | | | | | | | | | |
| IECH | | | | | | | | | | | | | | | | | | | | | | | | | | | | | | | | | | | | | | | | | | | | | | | | | | | | | | | | | | | | | | | | | | | | | | | | | | | | | | | | | | | | | | | | | | | | | | | | | | | | | | | | | | | | | | | | | | | | | | | | | | | | | | | | | | | | | | | | | | | | | | | | | | | | | | | | | | | | | | | | | | | | | | | | | | | | | | | | | | | | | | | | | | | | | | | | | | | | | | | | | | | | | | | | | | | | | | | | | | | | | | | | | | | | | | | | | | | | | | | | | | | | | | | | | | | | | | | | | | | | | | | | | | | | | | | | | | | | | | | | | | | | | | | | | | | | | | | | | | | | | | | | | | | | | | | | | | | | | | | | | | | | | | | | | | | | | | | | | | | | | | | | | | | | | | | | | | | | | | | | | | | | | | | | | | | | | | | | | | | | | | | | | | | | | | | | | | | | | | | | | | | | | | | | | | | | | | | | | | | | | | | | | | | | | | | | | | | | | | | | | | | | | | | | | | | | | | | | | | | | | | | | | | | | | | | | | | | | | |
| PDF | | | | | | | | | | | | | | | | | | | | | | | | | | | | | | | | | | | | | | | | | | | | | | | | | | | | | | | | | | | | | | | | | | | | | | | | | | | | | | | | | | | | | | | | | | | | | | | | | | | | | | | | | | | | | | | | | | | | | | | | | | | | | | | | | | | | | | | | | | | | | | | | | | | | | | | | | | | | | | | | | | | | | | | | | | | | | | | | | | | | | | | | | | | | | | | | | | | | | | | | | | | | | | | | | | | | | | | | | | | | | | | | | | | | | | | | | | | | | | | | | | | | | | | | | | | | | | | | | | | | | | | | | | | | | | | | | | | | | | | | | | | | | | | | | | | | | | | | | | | | | | | | | | | | | | | | | | | | | | | | | | | | | | | | | | | | | | | | | | | | | | | | | | | | | | | | | | | | | | | | | | | | | | | | | | | | | | | | | | | | | | | | | | | | | | | | | | | | | | | | | | | | | | | | | | | | | | | | | | | | | | | | | | | | | | | | | | | | | | | | | | | | | | | | | | | | | | | | | | | | | | | | | | | | | | | | | | | | | |
| VCAP | | | | | | | | | | | VCAP | | | | | | | | | | | | | | | | | | | | | | | | | | | | | | | | | | | | | | | | | | | | | | | | | | | | | | | | | | | | | | | | | | | | | | | | | | | | | | | | | | | | | | | | | | | | | | | | | | | | | | | | | | | | | | | | | | | | | | | | | | | | | | | | | | | | | | | | | | | | | | | | | | | | | | | | | | | | | | | | | | | | | | | | | | | | | | | | | | | | | | | | | | | | | | | | | | | | | | | | | | | | | | | | | | | | | | | | | | | | | | | | | | | | | | | | | | | | | | | | | | | | | | | | | | | | | | | | | | | | | | | | | | | | | | | | | | | | | | | | | | | | | | | | | | | | | | | | | | | | | | | | | | | | | | | | | | | | | | | | | | | | | | | | | | | | | | | | | | | | | | | | | | | | | | | | | | | | | | | | | | | | | | | | | | | | | | | | | | | | | | | | | | | | | | | | | | | | | | | | | | | | | | | | | | | | | | | | | | | | | | | | | | | | | | | | | | | | | | | | | | | | | | | | | | | | | | | | | | | | | | | | | | |
| SUSIN/SIA PLANT GRO | SUSIN ON | | | | | | | | | | | | | | | SIA OPS | | | | | | | | | | | | | | | | | | | | | | | | | | | | | | | | | | | | | | | | | | | | | | | | | | | | | | | | | | | | | | | | | | | | | | | | | | | | | | | | | | | | | | | | | | | | | | | | | | | | | | | | | | | | | | | | | | | | | | | | | | | | | | | | | | | | | | | | | | | | | | | | | | | | | | | | | | | | | | | | | | | | | | | | | | | | | | | | | | | | | | | | | | | | | | | | | | | | | | | | | | | | | | | | | | | | | | | | | | | | | | | | | | | | | | | | | | | | | | | | | | | | | | | | | | | | | | | | | | | | | | | | | | | | | | | | | | | | | | | | | | | | | | | | | | | | | | | | | | | | | | | | | | | | | | | | | | | | | | | | | | | | | | | | | | | | | | | | | | | | | | | | | | | | | | | | | | | | | | | | | | | | | | | | | | | | | | | | | | | | | | | | | | | | | | | | | | | | | | | | | | | | | | | | | | | | | | | | | | | | | | | | | | | | | | | | | | | | | | | | | | | | | | | | | | | | | | | | | | | | | |
| EEVT | | | | | | | | | | | | | | | | EEVT SAMPLE 1 | | | | EEVT SAMPLE 2 | | | | | | | | | | | | | | | | | | | | | | | | | | | | | | | | | | | | | | | | | | | | | | | | | | | | | | | | | | | | | | | | | | | | | | | | | | | | | | | | | | | | | | | | | | | | | | | | | | | | | | | | | | | | | | | | | | | | | | | | | | | | | | | | | | | | | | | | | | | | | | | | | | | | | | | | | | | | | | | | | | | | | | | | | | | | | | | | | | | | | | | | | | | | | | | | | | | | | | | | | | | | | | | | | | | | | | | | | | | | | | | | | | | | | | | | | | | | | | | | | | | | | | | | | | | | | | | | | | | | | | | | | | | | | | | | | | | | | | | | | | | | | | | | | | | | | | | | | | | | | | | | | | | | | | | | | | | | | | | | | | | | | | | | | | | | | | | | | | | | | | | | | | | | | | | | | | | | | | | | | | | | | | | | | | | | | | | | | | | | | | | | | | | | | | | | | | | | | | | | | | | | | | | | | | | | | | | | | | | | | | | | | | | | | | | | | | | | | | | | | | | | | | | | | | | | | | | | | |
| NOTES: | <ul style="list-style-type: none"> • PDU DATA • FSO S336-01 EEVT • FSO S336-01 EEVT • FSO S336-01 EEVT • DSD 391 TV • GAS HEAT (2) • FSO 339-01 GET AWAY SPECIAL • SEAT/POS CONFIG • SUIF FAN DEACT • FSO S336-01 EEVT • FTO 356-01 PLBD CYCLE • DSD 392 16MM CAMR • GAS HEAT (3) • FSO 339-01 GET AWAY SPECIAL • TEMP MONITOR • FSO S341-01 HLR OPS • PCS CONFIG • PDU DATA | | | | | | | | | | | | | | | | | | | | | | | | | | | | | | | | | | | | | | | | | | | | | | | | | | | | | | | | | | | | | | | | | | | | | | | | | | | | | | | | | | | | | | | | | | | | | | | | | | | | | | | | | | | | | | | | | | | | | | | | | | | | | | | | | | | | | | | | | | | | | | | | | | | | | | | | | | | | | | | | | | | | | | | | | | | | | | | | | | | | | | | | | | | | | | | | | | | | | | | | | | | | | | | | | | | | | | | | | | | | | | | | | | | | | | | | | | | | | | | | | | | | | | | | | | | | | | | | | | | | | | | | | | | | | | | | | | | | | | | | | | | | | | | | | | | | | | | | | | | | | | | | | | | | | | | | | | | | | | | | | | | | | | | | | | | | | | | | | | | | | | | | | | | | | | | | | | | | | | | | | | | | | | | | | | | | | | | | | | | | | | | | | | | | | | | | | | | | | | | | | | | | | | | | | | | | | | | | | | | | | | | | | | | | | | | | | | | | | | | | | | | | | | | | | | | | | | | | | | | | | | | | | | | | | | | | | | | | |

| GMT (D:H:M) | MET (D:H:M) | CST (D:H:M) | FD/DOY | BETA | MOON | HOUSTON DATE | FLIGHT | EDITION | PUB. DATE |
|-----------------------|-----------------------|-----------------------|--------------|-------|------|----------------|--------|---------|-----------|
| 083:02:00 / 083:14:00 | 001:11:00 / 001:23:00 | 082:20:00 / 083:08:00 | 02 / 083 GMT | -36.7 | | MARCH 24, 1982 | STS-3 | FINAL | 02-15-82 |



| DAY/NIGHT | ORBIT | 24 | 25 | 26 | 27 | 28 | 29 | 30 | 31 | 32 |
|-----------|-------|-----|-------|-----|-------|-----|-------|-----|-------|-----|
| | | DAY | NIGHT | DAY | NIGHT | DAY | NIGHT | DAY | NIGHT | DAY |



| | |
|-----------|--------------|
| TV OR VTR | |
| DEORB EDN | |
| OPT KSC | |
| ATTITUDE | PTC |
| MANEUVERS | 11:10 |
| XRAY POL | XRAY POLAR |
| RNS OPS | RNS UNSTONED |
| IECM | |
| PDP | |
| VCAP | VCAP |
| SUSM/SIA | SIA OPS |
| PLANT GRO | |
| EEVT | |

NOTES:

- o GAS HEAT (4)
FSO 339-01 GET AWAY SPECIAL
- o DFI PHR DWN
ONS/RCS
- o PCU DATA
o GAS HEAT (1)
FSO 339-01
GET AWAY SPECIAL


| GMT (D:H:M) | MET (D:H:M) | CST (D:H:M) | FD/ DOY | BETA | NOON | HOUSTON DATE | FLIGHT | EDITION | PUB. DATE |
|-----------------------------------|--|-----------------------|--------------|-------|------|----------------|----------|---------|-----------|
| 083:14:00 / 084:02:00 | 001:23:00 / 002:11:00 | 083:08:00 / 083:20:00 | 03 / 083 GMT | -36.3 | ● | MARCH 24, 1982 | STS-3 | FINAL | 02-15-82 |
| CST : 083 FD : 03 MET : 001 | | | | | | | DOY: 084 | | |
| CDR | | | | | | | | | |
| PLT | | | | | | | | | |
| DAY/NIGHT | | | | | | | | | |
| ORBIT | 32 | 33 | 34 | 35 | 36 | 37 | 38 | 39 | 40 |
| EARTH TRACE W/SAA | | | | | | | | | |
| GSTDN COVERAGE | | | | | | | | | |
| TV OR VTR | | | | | | | | | |
| DEORB EDH OPT | | | | | | | | | |
| ATTITUDE MANEUVERS | | | | | | | | | |
| XRAY POL | | | | | | | | | |
| RMS OPS IECH | | | | | | | | | |
| PDP VCAP | | | | | | | | | |
| SUSIN/STA PLANT CRO | | | | | | | | | |
| EEVT | | | | | | | | | |
| NOTES: | <ul style="list-style-type: none"> ● FSO S341-01 MLR OPS ○ DFI PWR UP ○ DFI PWR DWN ○ CGU DATA ● PDP/RMS STBY ○ PDP STANDBY OPS ○ GAS HEAT (2) FSO 339-01 GET AWAY SPECIAL ○ TEMP MONITOR ● FTO 361-01 WHOLE GAS SAMP ○ CGU DATA ● FTO 343-01 COLD CASE 02/42 TX1 HTRS OFF | | | | | | | | |

| GMT (D:H:M) | MET (D:H:M) | CST (D:H:M) | FD/DOY | BETA | MOON | HOUSTON DATE | FLIGHT | EDITION | PUB. DATE |
|----------------------|----------------------|----------------------|-------------|-------|------|----------------|--------|---------|-----------|
| 084:02:00/ 084:14:00 | 002:11:00/ 002:23:00 | 083:20:00/ 084:08:00 | 03/ 084 GMT | -35.8 | | MARCH 25, 1982 | STS-3 | FINAL | 02-15-82 |

CST : 083 20 21 22 23 0 2 3 4 5 6 7 8
 FD : 03 12 13 14 15 16 17 18 19 20 21 22 23
 MET : 002 11 12 13 14 15 16 17 18 19 20 21 22 23

| CDR | PLT |
|--|--|
| PRE SLEEP ACT SLEEP POST SLEEP ACT MEAL | PRE SLEEP ACT SLEEP POST SLEEP ACT MEAL |

| DAY/NIGHT | ORBIT |
|-----------|-------------------------|
| | 41 42 43 44 45 46 47 48 |



| GSTDN COVERAGE |
|---|
| -BDT -LOS -HAN -AGO -ACN -DKR -GMM -AGO -DKR -NAD -MAX -YAR -ORR -NIL -BDA -MAD |

| TV OR VTR DEORB EDN OPT KSC |
|-----------------------------|
| |

| ATTITUDE MANEUVERS |
|--------------------|
| NOSE TO SUN |

| XRAY POL |
|----------|
| |

| RMS OPS IECM |
|---------------------------|
| COLD SOAK RMS RMS HTR OFF |

| PDP VCAP |
|--------------|
| VCAP PDP OPS |

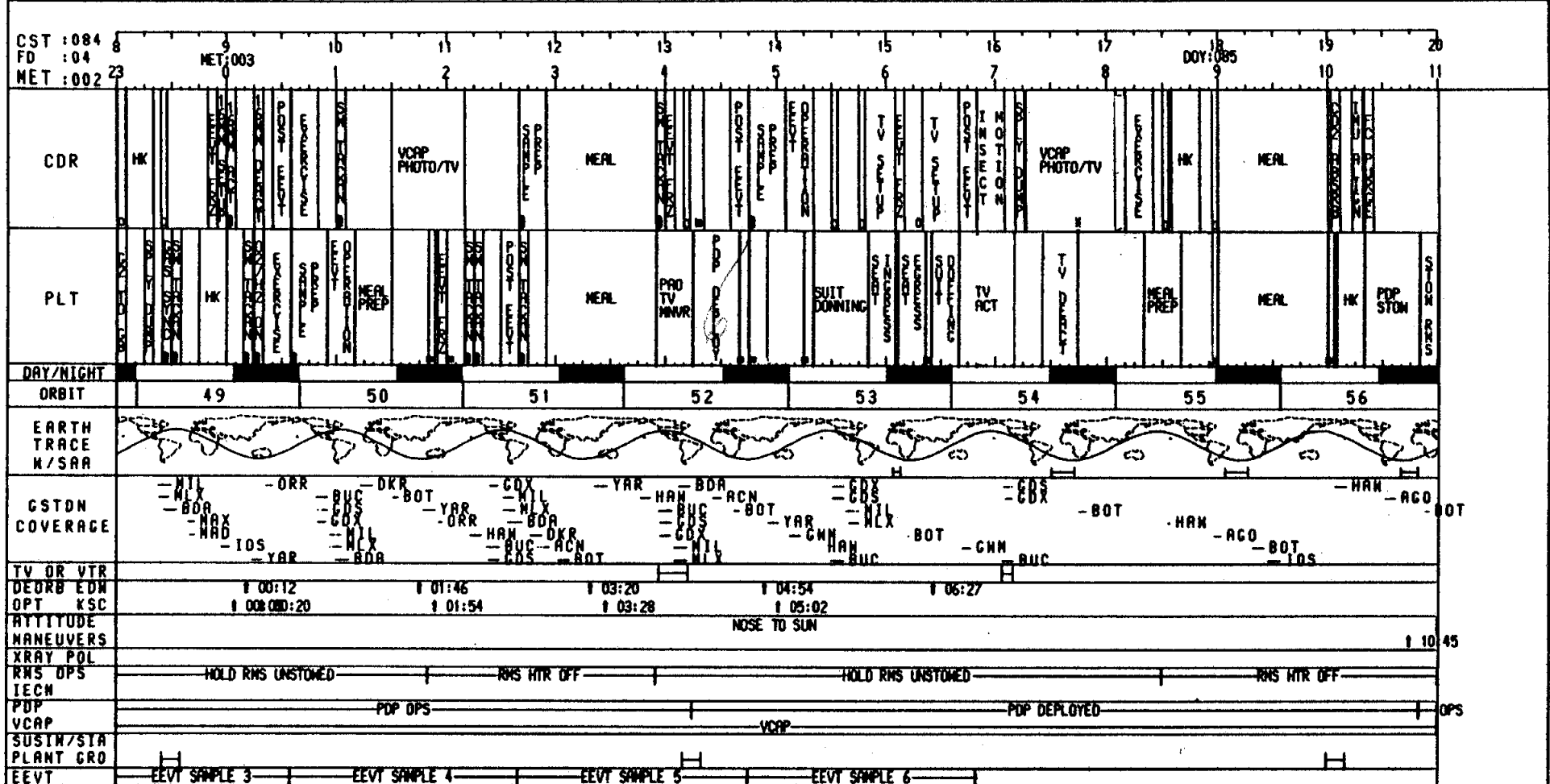
| SUSTN/SIA PLANT GRO |
|---------------------|
| SIA OPS |

| EEVT |
|-------------------------|
| FTD 351-02 RMS HTR AUTO |

NOTES:

- FTD 351-02 RMS HTR AUTO
- RMS/RCS
- RMS HTR OFF
- RMS/RCS
- FSD S336-01 EEVT
- RMS HTR CYCLE 3
- RMS HTRs AUTO
- PWR TACRMS
- FTD 379-01 TACRMS

| GMT (D:H:M) | MET (D:H:M) | CST (D:H:M) | FD/DOY | BETA | MOON | HOUSTON DATE | FLIGHT | EDITION | PUB. DATE |
|----------------------|----------------------|----------------------|-------------|-------|------|----------------|--------|---------|-----------|
| 084:14:00/ 085:02:00 | 002:23:00/ 003:11:00 | 084:08:00/ 084:20:00 | 04/ 084 GMT | -35.0 | ● | MARCH 25, 1982 | STS-3 | FINAL | 02-15-82 |



NOTES:

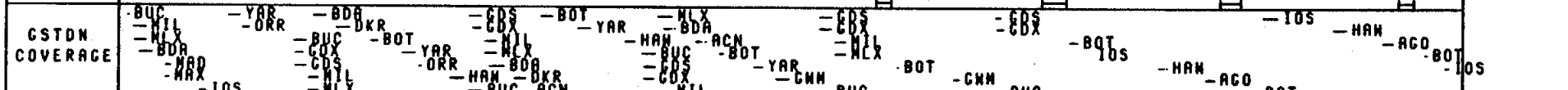
- EEVT OPERATION
- FTO 343-01 COLD CASE
- FTO 343-01 COLD CASE 02/H2 TK1 HTRS ON
- PCU DATA
- FTO 336-01 EEVT
- PCU DATA
- EEVT FREEZE
- SEAT/POS CONFIG
- FTO 336-01 EEVT
- RMS HTR CYCLE 4
- SUIT FAN DEACT
- FTO 339-01 GET AWAY SPECIAL
- RMS HTRS OFF
- DFI PHR DWN
- DSO 391 TV
- TEMP MONITOR
- FTO 379-01 TACANS
- FTO 379-01 TACANS
- FTO 379-01 TACANS
- PHRON TACANS
- FTO 379-01 TACANS
- RMS HTR CYCLE 5
- RMS HTRS-AUTO
- H2O DUMP
- FES WILL BE INH 8 HRS, SO EXTRA H2O MAY NEED TO BE DUMPED
- RMS HTR CYCLE 6
- RMS HTRS-OFF
- PCU DATA
- PNC
- PNC

| GMT (D:H:M) | MET (D:H:M) | CST (D:H:M) | FD/DOY | BETA | MOON | HOUSTON DATE | FLIGHT | EDITION | PUB. DATE | | | | | | | |
|-----------------------|--|-----------------------|--------------|-------|----------|----------------|--------|---------|-----------|-------------------|------|------|------|------|------|------|
| 085:02:00 / 085:14:00 | 003:11:00 / 003:23:00 | 084:20:00 / 085:08:00 | 04 / 085 GMT | -34.1 | | MARCH 26, 1982 | STS-3 | FINAL | 02-15-82 | | | | | | | |
| CST : 084 | 20 | 21 | 22 | 23 | 0 | 1 | 2 | 3 | 4 | 5 | 6 | 7 | 8 | | | |
| FD : 04 | | | | | CST: 085 | 15 | 16 | 17 | 18 | 19 | 20 | 21 | 22 | 23 | | |
| MET : 003 | 11 | 12 | 13 | 14 | | | | | | | | | | | | |
| CDR | PRE SLEEP ACT | | | | SLEEP | | | | | POST SLEEP ACT | | MEAL | | | | |
| PLT | PRE SLEEP ACT | | | | SLEEP | | | | | POST SLEEP ACT | | MEAL | | | | |
| DAY/NIGHT | | | | | | | | | | | | | | | | |
| ORBIT | 57 | 58 | 59 | 60 | 61 | 62 | 63 | 64 | | | | | | | | |
| EARTH TRACE M/SAR | | | | | | | | | | | | | | | | |
| GSTDN COVERAGE | -LOS | -HAN | -ACO | | -ACO | -RCN | -CWN | -ACO | -DKR | -MAX | -YOR | -ORR | -MAX | -LOS | -YOR | -ORR |
| TV OR VTR | | | | | | | | | | | | | | | | |
| DEDRB EDN | | | | | | | | | | | | | | | | |
| OPT KSC | | | | | | | | | | | | | | | | |
| ATTITUDE | | | | | | | | | | | | | | | | |
| MANEUVERS | | | | | | | | | | | | | | | | |
| XRAY POL | | | | | | | | | | | | | | | | |
| RMS OPS | | | | | | | | | | | | | | | | |
| IECM | | | | | | | | | | | | | | | | |
| PDP | | | | | | | | | | | | | | | | |
| VCAP | | | | | | | | | | | | | | | | |
| SUSIM/STA | | | | | | | | | | | | | | | | |
| PLANT GRO | | | | | | | | | | | | | | | | |
| EEVT | | | | | | | | | | | | | | | | |
| NOTES: | <ul style="list-style-type: none"> • FTO 312-02 ARCS SOAKBACK • OMS/RCS • FTO 312-05 INH FES 8 HRS • FTO 312-02 ARCS ENGINE THERMAL SOAKBACK • FTO 312-02 ARCS ENGINE THERMAL SOAKBACK • FTO 312-05 ENA TOPPING FES 4.5 HRS • OMS/RCS | | | | | | | | | | | | | | | |

| GMT (D:H:M) | MET (D:H:M) | CST (D:H:M) | FD/DOY | BETA | MOON | HOUSTON DATE | FLIGHT | EDITION | PUB. DATE |
|-----------------------|-----------------------|-----------------------|--------------|-------|------|----------------|--------|---------|-----------|
| 085:14:00 / 086:02:00 | 003:23:00 / 004:11:00 | 085:08:00 / 085:20:00 | 05 / 085 GMT | -33.0 | | MARCH 26, 1982 | STS-3 | FINAL | 02-15-82 |

| CST : 085 | FD : 05 | MET : 003 | DOY : 086 |
|---|----------------|-----------|-----------|
| [Activity Schedule for CDR and PLT with columns for hours 8-19] | | | |
| CDR | PLT | | |
| HK | PDP ENI SEARCH | | |
| MEAL | PDP JOINT BEAM | | |
| MEAL | MEAL | | |
| MEAL | PDP JOINT BEAM | | |
| MEAL | MEAL | | |
| MEAL | MEAL | | |
| MEAL | MEAL | | |
| MEAL | MEAL | | |

| DAY/NIGHT | ORBIT |
|-----------------------|--------------------------------|
| DAY/NIGHT | ORBIT |
| [Day/Night Indicator] | 65, 66, 67, 68, 69, 70, 71, 72 |



| CSTDN COVERAGE | TV OR VTR | DEORB EDM | OPT KSC | ATTITUDE | MANEUVERS | XRAY PDL | RMS OPS | IECH | PDP | VCAP | SUSIN/SIA | PLANT GRO | EEVT |
|---|-----------|-----------|---------|----------|-----------|----------|---------|------|-----|------|-----------|-----------|------|
| BUC -YAR -BDA -CDS -BOT -YAR -MLX -BDA -EDS -LOS -HAN -ACO -BOT MLX -ORR -BUC -DKR -CDS -BOT -YAR -HAN -BDA -ACN -EDS -MLX -BOT -LOS -HAN -ACO -BOT BDA -HAN -COX -CDS -YAR -ORR -HAN -BDA -DKR -CDS -MLX -YAR -CWN -BOT -CWN -BUC -HAN -ACO -BOT HAN -LOS -MLX -HAN -ORR -HAN -BDA -DKR -CDS -MLX -YAR -CWN -BOT -CWN -BUC -HAN -ACO -BOT | [] | 23:58 | 01:31 | 03:05 | 04:39 | 06:13 | | | | | | | |
| -YAR -ORR -BUC -DKR -CDS -BOT -YAR -HAN -BDA -ACN -EDS -MLX -BOT -LOS -HAN -ACO -BOT MLX -ORR -BUC -DKR -CDS -YAR -ORR -HAN -BDA -DKR -CDS -MLX -YAR -CWN -BOT -CWN -BUC -HAN -ACO -BOT HAN -LOS -MLX -HAN -ORR -HAN -BDA -DKR -CDS -MLX -YAR -CWN -BOT -CWN -BUC -HAN -ACO -BOT | [] | 23:58 | 01:31 | 03:05 | 04:39 | 06:13 | | | | | | | |

| | | | | | | |
|-------------|--------------|--------------|------|---------|-----------|---------------|
| TURN ON HTR | RMS UNSTOWED | PDP DEPLOYED | VCAP | SIA OPS | SIA/SUSIN | SUSIN WARM UP |
| [] | [] | [] | [] | [] | [] | [] |

FES SEC M20
 FT 312-05 FES
 PGU DATA
 NORMAL FES
 FT 312-05 FES
 FT 312-02 ARCS SOAKBACK
 PDP/RMS STBY
 PCU DATA
 FT 312-01 EEVT
 FT 312-07 OMS
 OMS/RCS
 DSO 391 TV
 MNR NOSE SUN
 MNR OMS ATT
 PCU DATA

NOTES:

| GMT (D:H:M) | | MET (D:H:M) | | CST (D:H:M) | | FD/ DOY | BETA | MOON | HOUSTON DATE | FLIGHT | EDITION | PUB. DATE |
|----------------------|--|----------------------|--|----------------------|--|-------------|-------|------|----------------|--------|---------|-----------|
| 086:02:00/ 086:14:00 | | 004:11:00/ 004:23:00 | | 085:20:00/ 086:08:00 | | 05/ 086 GMT | -31.7 | | MARCH 27, 1982 | STS-3 | FINAL | 02-15-82 |

| CST :085 | 20 | 21 | 22 | 23 | 0 | 1 | 2 | 3 | 4 | 5 | 6 | 7 | 8 |
|----------|----|----|----|----|---------|----|----|----|----|----|----|----|-------|
| FD :05 | | | | | CST:086 | | | | | | | | FD:06 |
| MET :004 | 11 | 12 | 13 | 14 | 15 | 16 | 17 | 18 | 19 | 20 | 21 | 22 | 23 |

| CDR | PRE SLEEP ACT | SLEEP | POST SLEEP ACT | MEAL | HK | VRCSTH SKBK |
|-----|---------------|-------|----------------|------|----|-------------|
| PLT | PRE SLEEP ACT | SLEEP | POST SLEEP ACT | MEAL | HK | |

| DAY/NIGHT | ORBIT | 73 | 74 | 75 | 76 | 77 | 78 | 79 | 80 |
|-----------|-------|----|----|----|----|----|----|----|----|
| | | | | | | | | | |



| GSTDN COVERAGE | -HAW | -AGO | -ACN | -CMM | -AGO | -ACN | -CMM | -AGO | -DKR | -CMM | -AGO | -DKR | -CMM | -HAW | -YORR | -HAW | -YORR | -HAW | -YORR | -HAW | -YORR | -HAW | -YORR | -HAW | -YORR |
|----------------|------|------|------|------|------|------|------|------|------|------|------|------|------|------|-------|------|-------|------|-------|------|-------|------|-------|------|-------|
| | | | | | | | | | | | | | | | | | | | | | | | | | |

| TV OR VTR | DEORB EDN | OPT KSC | ALTITUDE | MANEUVERS | XRAY POL | RMS OPS | IECH | PDP | VCAP | SUSIN/SIA | PLANT GRO | EEVT |
|-----------|-----------|---------|----------|-------------|----------|---------|------|-----|------|-----------|-----------|------|
| | | | | NOSE TO SUN | | | | | | | | |
| | | | | | | | | | | | | |

NOTES:


- o OMS/RCS
- o PCU DATA
- o FSO 339-01 GET AWAY SPECIAL
- o PCU DATA
- o TEMP MONITOR
- o L50 PULSE BURN SE 1

| GMT (D:H:M) | MET (D:H:M) | CST (D:H:M) | FD/DOY | BETA | MOON | HOUSTON DATE | FLIGHT | EDITION | PUB. DATE |
|-----------------------|-----------------------|-----------------------|--------------|-------|------|----------------|--------|---------|-----------|
| 086:14:00 / 087:02:00 | 004:23:00 / 005:11:00 | 086:08:00 / 086:20:00 | 06 / 086 GMT | -30.3 | ☉ | MARCH 27, 1982 | STS-3 | FINAL | 02-15-82 |

CST : 086 8
 FD : 06
 MET : 004 23
 MET:005 9
 DOY:087 18

| | 8 | 9 | 10 | 11 | 12 | 13 | 14 | 15 | 16 | 17 | 18 | 19 | 20 |
|-----|---|---------------|--------|----------------|-----------|------|------------|--------|-----------|------|----|----|---------------|
| CDR | | VCAP PHOTO/TV | TV ACT | VRCS TH SKBK 2 | | MEAL | | TV ACT | | MEAL | | HK | PRE SLEEP ACT |
| PLT | | VCAP PHOTO/TV | | | MEAL PREP | MEAL | PLBD CYCLE | | MEAL PREP | MEAL | | HK | PRE SLEEP ACT |

| DAY/NIGHT | ORBIT |
|-----------|----------------------------|
| | 81 82 83 84 85 86 87 88 89 |



| GSTDN COVERAGE |
|---|
| -MLX -ORR -HAM -BDA -DKR -CDX -YAR -MLX -GWM -BDA -CDX -LOS -HAM -AGO -BDA -HAM -BUC -DKR -BOT -YAR -MLX -GWM -BDA -ACN -BOT -MLX -LOS -HAM -AGO -DKR -IOS -YAR -MLX -HAM -BDA -DKR -ACN -BOT -YAR -GWM -BOT -HAM -BUC -BOT -MLX -GWM -BUC |

| | |
|--------------------|--------------------------|
| TV OR VTR | |
| DEORB EDH | ↑ 23:47 |
| DPT KSC | ↑ 23:54 |
| ATTITUDE MANEUVERS | ↑ 01:21 NOSE TO SUN |
| XRAY POL | ↑ 01:00 01:25 XRAY POLAR |
| RWS OPS | |
| IECM | |
| PDP | |
| VCAP | |
| SUSTN/STA | |
| PLANT GRO | |
| EEVT | |


NOTES:
 • DSO 391 TV
 • L5D PULSE BURN SEQ 2
 • IECM SHUTTER
 • DSO 392 16MM CAMR
 • PCU DATA
 • FTO 356-01 PLBD CYCLE
 • FTO 312-06 HL FES HTR ON
 • DSO 391 TV
 • FTO 356-01 PLBD CYCLE
 • SUSIN LOS NULL
 • SUSIN LOS NULL
 • SUSIN LOS NULL
 • FTO 343-02 WARM CASE 02/H2 TK1 HTRS OFF
 • RESTORE L PRCS
 • FTO 312-03 END VRCS SORBACK
 • FTO 361-01 WHOLE GAS SAMP
 • SUSIN LOS NULL
 • SUSIN LOS NULL
 • SUSIN LOS NULL
 • DMS/RCS
 • PCU DATA
 • FTO 312-04 ST THERM RESPONSE
 • FTO 312-06 HL FES HTR OFF

| GMT (D:H:M) | MET (D:H:M) | CST (D:H:M) | FD/ DOY | BETA | MOON | HOUSTON DATE | FLIGHT | EDITION | PUB. DATE |
|----------------------|----------------------|----------------------|-------------|-------|------|----------------|--------|---------|-----------|
| 087:02:00/ 087:14:00 | 005:11:00/ 005:23:00 | 086:20:00/ 087:08:00 | 06/ 087 GMT | -28.7 | | MARCH 28, 1982 | STS-3 | FINAL | 02-15-82 |

| | | | | | | | | | | | | | |
|----------|----|----|----|----|---------|----|----|----|----|----|----|----|-------|
| CST :086 | 20 | 21 | 22 | 23 | 0 | 1 | 2 | 3 | 4 | 5 | 6 | 7 | 8 |
| FD :06 | | | | | CST:087 | | | | | | | | FD:07 |
| MET :005 | 11 | 12 | 13 | 14 | 15 | 16 | 17 | 18 | 19 | 20 | 21 | 22 | 23 |

| | | | | | | | | | | | | | | | | | | |
|-----|-------|--|--|--|--|--|--|--|--|--|--|--|--|----------------|------|---------|--|--|
| CDR | SLEEP | | | | | | | | | | | | | POST SLEEP ACT | MEAL | FCS C/O | | |
| PLT | SLEEP | | | | | | | | | | | | | POST SLEEP ACT | MEAL | FCS C/O | | |

| | | | | | | | | | | | | | |
|-----------|-------------------|----|----|----|----|----|----|----|----|--|--|--|--|
| DAY/NIGHT | [Day/Night Cycle] | | | | | | | | | | | | |
| ORBIT | 89 | 90 | 91 | 92 | 93 | 94 | 95 | 96 | 97 | | | | |



| | | | | | | | | | | | | | |
|----------------|-----------|------|-----------|-----------|------|------|-----------|----------------|----------------|----------------|----------------|----------------|----------------|
| GSTDN COVERAGE | -RCO -RCN | -GWN | -RCO -DRR | -DKR -MAX | -ORR | -MAX | -YAR -ORR | -MAX -IOS -YAR | -MAX -IOS -YAR | -MAX -IOS -YAR | -MAX -IOS -YAR | -MAX -IOS -YAR | -MAX -IOS -YAR |
|----------------|-----------|------|-----------|-----------|------|------|-----------|----------------|----------------|----------------|----------------|----------------|----------------|

| | |
|--------------------|-------------------------|
| TV OR VTR | |
| DEORB EDM | |
| OPT KSC | 19:01 20:35 22:02 22:09 |
| ATTITUDE MANEUVERS | TOP TO SUN |
| XRAY POL | XRAY POLAR |
| RMS OPS | |
| TECH | |
| PDP | |
| VCRP | VCRP |
| SUSIN/SIA | SUSIN OPS |
| PLANT GRO | |
| EEVT | |

NOTES:


- S TRK ON FTO 312-04
- PCU DATA • FCS C/O PHRLP
- FTO 343-02 WARM CASE 02/H2 TK1 MTRS ON
- FSD 339-01 GET AWAY SPECIAL
- OMS/RCS
- SUSIN LOS NULL
- TEMP MONITOR

| GMT (D:H:M) | MET (D:H:M) | CST (D:H:M) | FD/ DOY | BETA | MOON | HOUSTON DATE | FLIGHT | EDITION | PUB. DATE |
|-----------------------|-----------------------|-----------------------|--------------|-------|------|----------------|--------|---------|-----------|
| 087:14:00 / 088:02:00 | 005:23:00 / 006:11:00 | 087:08:00 / 087:20:00 | 07 / 087 GMT | -27.0 | | MARCH 28, 1982 | STS-3 | FINAL | 02-15-82 |

| | | | | | | | | | | | | | |
|-----------|----|---|----|----|----|----|----|----|----|----|----------|----|----|
| CST : 087 | 8 | 9 | 10 | 11 | 12 | 13 | 14 | 15 | 16 | 17 | 18 | 19 | 20 |
| FD : 07 | | | | | | | | | | | DOY: 088 | | |
| MET : 005 | 23 | 0 | 1 | 2 | 3 | 4 | 5 | 6 | 7 | 8 | 9 | 10 | 11 |

| | | | | | | | | | | | | | |
|-----|-----------|--------------------|---------------|-----------|------------------|--------------|---------------|-------------------|-----------|------------|------|---------------|---------------|
| CDR | AUTO MNVR | AFT CDAS CAL VERIF | CABIN CLEANUP | RECST JET | MEAL | TECH GAS REL | MEAL | MEAL | MEAL | MEAL | MEAL | MEAL | PRE SLEEP ACT |
| PLT | | TV ACT | CABIN CLEANUP | MEAL PREP | SUSIN OFFSET 1-3 | MEAL | VCAP PHOTO/TV | SUSIN OFFSET 6, 7 | MEAL PREP | PLBD CYCLE | MEAL | PRE SLEEP ACT | |

| | | | | | | | | | | | | | |
|-----------|----|----|----|-----|-----|-----|-----|-----|-----|--|--|--|--|
| DAY/NIGHT | | | | | | | | | | | | | |
| ORBIT | 97 | 98 | 99 | 100 | 101 | 102 | 103 | 104 | 105 | | | | |



| | | | | | | | | | | | | | |
|----------------|------|------|------|------|------|------|------|------|------|------|------|------|------|
| GSTDN COVERAGE | -DKR | -YAR | -NLL | -HAN | -ACN | -BOT | -GDS | -BUC | -BOT | -BUC | -BOT | -HAN | -AGO |
| | -ORR | -HAN | -BDA | -DKR | -ACN | -BOT | -YAR | -GDS | -BUC | -BOT | -HAN | -AGO | -BOT |
| | | -GDS | -ACN | -BOT | -YAR | -HAN | -BUC | -ACN | -BOT | -GDS | -BUC | -BOT | -LOS |
| | | | | | | | | | | | | | |

| | | | | | | | | | | | | | |
|--------------------|--|---------|-----------|---------|--|---------|--|---------|---------|---------|--|---------|------------|
| TV OR VTR | | | | | | | | | | | | | |
| DEORB EDN | | ↑ 23:36 | | ↑ 01:10 | | ↑ 02:44 | | ↑ 04:18 | | ↑ 05:51 | | | |
| OPT KSC | | ↑ 23:44 | | ↑ 01:18 | | ↑ 02:52 | | ↑ 04:26 | | | | | |
| ATTITUDE MANEUVERS | | ↑ 23:19 | 23:43 | 00:09 | | ↑ 01:00 | | ↑ 03:45 | ↑ 04:41 | ↑ 05:30 | | ↑ 08:50 | 09:15 |
| XRAY POL | | | | | | | | | | | | | ↑ 10:10 |
| RMS OPS | | | | | | | | | | | | | XRAY POLAR |
| IECH | | | ↑ IECH SM | | | | | | | | | | |
| PDP | | | | | | | | | | | | | |
| VCAP | | | | | | | | | | | | | |
| SUSIN/SIA | | | | | | | | | | | | | |
| PLANT GRO | | | | | | | | | | | | | |
| EEVT | | | | | | | | | | | | | |

NOTES:

- DSO 391 TV
- DPS TRANS G8 TO G2
- FCS C/O PHRON
- IECH SM
- TEMP MONITOR
- SUSIN LOS NULL
- DTO 353 IECH GAS RELEASE
- FTO 356-01 PLBD CYCLE
- PTC MAWR
- PCU DATA
- WINDOW OBS
- FTO 331-01 WINDOW OBS
- OMS/RCS

| GMT (D:H:M) | MET (D:H:M) | CST (D:H:M) | FD/ DOY | BETA | MOON | HOUSTON DATE | FLIGHT | EDITION | PUB. DATE | | | | |
|-----------------------|---|-----------------------|----------------|----------------|------|----------------|----------------|----------------|----------------|---------|--------------|-----------|----|
| 088:02:00 / 088:14:00 | 006:11:00 / 006:23:00 | 087:20:00 / 088:08:00 | 07 / 088 GMT | -25.1 | | MARCH 29, 1982 | STS-3 | FINAL | 02-15-82 | | | | |
| TTC | | | | | | -6 | | -5 | | -4 | | | |
| CST : 087 20 | 21 | 22 | 23 | 0 | 1 | 2 | 3 | 4 | 5 | 6 | 7 | 8 | |
| FD : 07 | | | | CST:088 | 15 | 16 | 17 | 18 | 19 | 20 | 21 | 22 | 23 |
| MET : 006 11 | 12 | 13 | 14 | 15 | 16 | 17 | 18 | 19 | 20 | 21 | 22 | 23 | |
| CDR | SLEEP | | | | | | POST SLEEP ACT | TPR MSC REVIEW | MEAL | FCS C/O | PLBO CLOSING | | |
| PLT | SLEEP | | | | | | POST SLEEP ACT | TPR MSC REVIEW | MEAL | FCS C/O | | | |
| DAY/NIGHT | [Day/Night Cycle] | | | | | | | | | | | | |
| ORBIT | 105 | 106 | 107 | 108 | 109 | 110 | 111 | 112 | 113 | | | | |
| EARTH TRACE N/SRA | [Earth Trace Map] | | | | | | | | | | | | |
| GSTDN COVERAGE | -RCO -ACN | -GWN | -RCO -ACN -DKR | -RCO -DKR -MAX | | -ORR | -BDR -MAX | -MLX -BDR -MAX | -MLX -BDR -MAX | -ORR | -DKR -MAX | -ORR -DKR | |
| TV OR VTR | | | | | | | | | | | | | |
| DEDRB EDH | | | | | | | | | | | | | |
| OPT KSC | | | | | | | | | | | | | |
| ATTITUDE | THERMAL COND | | | | | | 18:49 | 20:22 | | 21:50 | | | |
| MANEUVERS | | | | | | | 18:30 | 19:20 | 20:38 | | TAIL SUN | | |
| XRAY POL | XRAY POLAR | | | | | | | | | | | | |
| RMS OPS | | | | | | | | | | | | | |
| IECH | | | | | | | | | | | | | |
| PDP | | | | | | | | | | | | | |
| VCRP | | | | | | | | | | | | | |
| SUSM/SIA | VCRP | | | | | | | | | | | | |
| PLANT GRO | | | | | | | SIA OPS | | | | | | |
| EEVT | | | | | | | | | | | | | |
| NOTES: | <ul style="list-style-type: none"> o FCS/DED DISPLAY o SEAT CONFIG o FSO 339-01 GET AWAY SPECIAL o SEAT CONFIG o FCS/DED DISPLAY | | | | | | | | | | | | |

| GMT (D:H:M) | NET (D:H:M) | CST (D:H:M) | FD/ DOY | BETA | MOON | HOUSTON DATE | FLIGHT | EDITION | PUB. DATE |
|-----------------------------------|--|----------------------|-------------|-------|--------------|----------------|--------|---------|-----------|
| 088:14:00/ 089:02:00 | 006:23:00/ 007:11:00 | 088:08:00/ 088:20:00 | 08/ 088 GMT | -23.2 | | MARCH 29, 1982 | STS-3 | FINAL | 02-15-82 |
| TTC | | | | | | | | | |
| CST : 088 FD : 08 NET : 006 | | | | | | | | | |
| | | | | | | | | | |
| CDR | | | | | | | | | |
| PLT | | | | | | | | | |
| DAY/NIGHT | | | | | | | | | |
| ORBIT | 113 | 114 | 115 | 116 | 117 | 118 | 119 | 120 | 121 |
| EARTH TRACE N/SAA | | | | | | | | | |
| CSTDN COVERAGE | | | | | | | | | |
| TV OR VTR | | | | | | | | | |
| DEORB EDN | 23:24 | | 00:58 | | 02:32 | | 04:06 | | 05:39 |
| OPT KSC | 23:32 | | 01:06 | | 02:40 | | | | |
| ATTITUDE MANEUVERS | 23:30 | | 00:34 00:58 | | DEORB E1-5 | | | | |
| XRAY PDL | | | | | | | | | |
| RWS DPS | | | | | | | | | |
| IECM | | | | | | | | | |
| PDP | | | | | | | | | |
| VCAP | | | | | | | | | |
| SUSIN/SIA | | | | | | | | | |
| PLANT GRO | | | | | | | | | |
| EEVT | | | | | | | | | |
| NOTES: | <p>• FTD 363-01 RAD FLOW (4 MIN) o HNRV TOP SUN</p> <p>* FTD 363-01 RAD FLOW (4 MIN)</p> | | | | | | | | |

DETAILED TIMELINE

STS-3 DETAILED

NET DAY 000
04:00

CDR

PLT

MCC

NOTES

A AUTO
VERN
RT 0.4
DB 1.0

CO2 ABSORBER INSTALLATION
(1 into A, 2 into B)
NOTE
This is the initial
installation of
CO2 ABSORBERS

OSS-1 ACT
(PAYLOAD OPS C/L, ACT/DEACT)

04:10

04:20

04:30

04:40

04:50

05:00

ORB 4

PCS 1(2) ON-ORBIT ACT/RECONFIG
(ORBIT OPS C/L, ECLS)
Reconfig for SYS 1

MEAL PREP (Cue Card)
Prepare DAY 1, MEAL B

ON MCC CUE:
R2 APU FUEL PUMP/VLV COOL B - OFF
CNTLR PWR (three) - OFF

MEAL

MEAL

PDP PAGE WILL BE
SELECTED BY MCC OVER
NEXT TWO HOURS

ASCENDING NODE
ORB: 4
MET: 000:04:20:04
LON: 170.4 E

| OPS2 DDP CONFIG | A | B |
|-----------------|----------|-------|
| (AT 0/04:00:00) | | |
| XLATION PULSE | 0.1 | 0.02 |
| ROT DSC RT | NRM 0.2 | 0.5 |
| | VRN 0.4 | 0.2 |
| PULSE | NRM 0.1 | 0.04 |
| | VRN 0.01 | 0.002 |
| COMP | NRM 0.0 | 0.0 |
| | VRN 0.0 | 0.0 |
| DB ATT | NRM 10.0 | 10.0 |
| | VRN 1.0 | 1.0 |
| RATE | NRM 0.2 | 0.2 |
| | VRN 0.02 | 0.02 |
| JET OPT | P 1 | 1 |
| | Y 1 | 1 |
| CNTL ACCEL | 0 | 0 |

UPLINK
ORBITER SV

TPR (IF
REQD)
BLOCK DATA
ORBITS 5-8
WEATHER DATA
ORBITS 5-8

T T Y A R

T T H A M

T T B G C D X
U C S D I X

M L X T T B D A

T T M I L

STS-3 DETAILED

MET
DAY 000
05:00

CDR

PLT

MCC

NOTES

A AUTO
VERN
RT 0.4
DB 1.0

A1 B2

05:10

05:20

05:30

05:40

05:50

06:00

MEAL

MEAL

WALDE GAS SAMPLE (ETA 361-01)
M99L Fill Air Bottle # 1

PGU OPS, PGU DATA LOG (CUE CARD)

PRIVATE MEDICAL COMM

PRIVATE MEDICAL COMM

ASCENDING NODE
ORB: 5
MET: 000:05:49:16
LON: 147.6 E

STS-3 DETAILED

MET
DAY 000

CDR

PLT

MCC

NOTES

C3 DFI RCDRS PCN - LO SAMP
HB NSN - STBY (tb-bp)

| DPS2 DAP CONFIG (AT 0/06:00:00) | A | B |
|---------------------------------|------|-------|
| XLATION PULSE | 0.1 | 0.02 |
| ROT DSC RT NRM | 0.2 | 0.5 |
| VRN | 0.4 | 0.2 |
| PULSE NRM | 0.1 | 0.04 |
| VRN | 0.01 | 0.002 |
| COMP NRM | 0.0 | 0.0 |
| VRN | 0.0 | 0.0 |
| DB ATT NRM | 10.0 | 10.0 |
| VRN | 1.0 | 1.0 |
| RATE NRM | 0.2 | 0.2 |
| VRN | 0.02 | 0.02 |
| JET OPT | P 1 | 1 |
| | Y 1 | 1 |
| CNTL ACCEL | 0 | 0 |

06:00
A AUTO
VERN
RT 0.4
DB 1.0

06:10

WINDOW OBSERVATION AND REPORTING

(ETO 331-01)
35 MM/01 (WINDOW OBSERVATIONS PHOTO)
(PHOTO/TV, 35 MM SCENES PHOTO DATA)

06:20

UNSTOW ENCODER/GAS ACTIVATION

Remove encoder from (A 16). Plug 3 pin connector in SSP/J14. Route cable & mount encoder AFD
GAS RELAY 00 LATENT TO HOT:

CLR (A--A)
00 (A00L)
O/S (POOH)
E (HOOH)
GAS RELAY 01 LATENT TO HOT:
CLR (A--A)
01 (A01L)
O/S (PO1H)
E (HO1H)

06:30
B AUTO
VERN
RT 0.2
DB 1.0

06 STAR TRACKER PWR -Z - ON
-Y - ON
GNC, I/O RESET EXEC

AUTO MNVR TO IMU ALIGN ATT

MNVR OPTION: R +271.5
P +225.0
Y +308.2

DAP: B/AUTO/VERN
(06:30) Initiate MNVR

01 JCOAS - OFF
MF57C Unstow COAS, Fwd Adapter Brkt
Mount FWD, plug in (01)

06:40

IMU ALIGNMENT - S TRK

(ORBIT OPS C/L, GNC)
STAR ID: -Y: 55 ALPHARD
-Z: 57 ACAMAR
ANG DIF: 89.9

AUTO MNVR TO COAS CAL ATT

MNVR OPTION R+259.1
P+210.1
Y+299.9

DAP: B/AUTO/VERN
(06:50) Initiate MNVR

06:50

COAS CALIBRATION

(ORBIT OPS C/L, GNC)
STAR ID: +X 15 HADAR

STAR TRACKERS TO TRACK MODE

X: GNC 22 STRK/COAS CNTL
STAR TRK -Y, -Z ITEM 3,4 EXEC

07:00

Stars 55 & 57 available
from 0/6:23
to 0/7:00

Star 15 available
from 0/6:37
to 0/7:20

Y -Z
+18 .13 Δ ANG

IMU ALIGN PAD

| | | | |
|----------------|-------|---------|-----|
| RECD ID: -Y 55 | -Z 57 | ANG ERR | .01 |
| ANG | 189.9 | 2 | 3 |
| Δ X | (+) | .14 | (-) |
| Δ Y | (-) | .08 | (+) |
| Δ Z | (+) | .09 | (-) |
| | (-) | .14 | (+) |

EXECUTION TIME: 00 106:45:00

07:05
Δβ = .12
.10

COAS CALIBRATION PAD

| | |
|--------------|-----------|
| +X Δ BIAS | .15 |
| UPDATE TIME: | 00 107:02 |

STS-3 DETAILED

MET
DAY 000

CDR

PLT

MCC

NOTES

07:00
B AUTO
VERN
RT 0.2
DB 1.0

GRAVITY GRADIENT FREE DRIFT, OPS 2
(ORBIT OPS C/L, RCS)
Perform Step 1:
(AUTO MNVR TO ATTITUDE)
Perform Step 2:
(ESTABLISH FREE DRIFT)
VERN Jets; ATT ID:A

07:10

MAN
VERN
PULSE

SINGLE G2 GPC OPS
(ORBIT OPS C/L, DPS)

ORB
6

07:20

HYD THERMAL CONDITIONING ENABLE
(ORBIT OPS C/L, APU/HYD)

ASCENDING NODE
ORB: 6
MET: 000:07:18:28
LON: 124.8 E

07:30

07:40

R11 OEX PWR - ON
DFI NB MSN PWR - ON

ACIP ON-ORBIT TEST (FSO 333-02)
ON MCC CUE CONFIGURE FOR ACIP

C3 DFI RCDRS NB MSN - CONT RCD
(tb-gray)

ON MCC CUE:
C3 DFI RCDRS NB MSN - STBY (tb-bp)
R11 OEX PWR - OFF
DFI NB MSN PWR - OFF

HOUSEKEEPING

TER
ORBITER S.V.
WEATHER DATA
ORBITS 9-16

08:00

CMM

T
I
B
C
D
C
S
D
X
I
I

T
M
L
L
X
I
I

STS-3 DETAILED

MET
DAY 000
08:00

B MAN
VERN
PULSE

08:10

08:20

08:30

08:40

08:50

09:00

CDR

PLT

MCC

NOTES

DEPLOY RAD DOSIMETERS (FSO S334-01)

MF28C Unstow, deploy:
MD Dosimeters (3)
1 (front of Airlock)
2 (behind DFI)
3 (above Side Hatch)
FD Dosimeters:
4 (fwd of DS flood)
5 (above L10)
6 (above R11)
✓ Two Dosimeters in pouch

MPS VACUUM INERT - INITIALIZATION

(FTO 341-02)
(ORBIT OPS C/L, MPS)
✓ DFI RCDRS PCN - CONT
for 5 min, then
✓ DFI RCDRS PCN - HI SAMP

MPS VACUUM INERT - TERMINATION

(FTO 341-01)
(ORBIT OPS C/L, MPS)
✓ DFI RCDRS PCN - LO SAMP

ANNUNCIATOR, C/W LAMP TEST
(ORBIT OPS C/L, EPS)

FIRE/SMOKE DETECT/SUPPRESS TEST
(ORBIT OPS C/L, EPS)

MEAL PREP (Cue Card)
Prepare DAY 1, MEAL C

HOUSEKEEPING

| OPS2 DAP CONFIG | A | B |
|-----------------|----------|-------|
| (AT 0708:00:00) | | |
| XLATION PULSE | 0.1 | 0.02 |
| ROT DSC RT | NRM 0.2 | 0.5 |
| | VRN 0.4 | 0.2 |
| PULSE | NRM 0.1 | 0.04 |
| | VRN 0.01 | 0.002 |
| COMP | NRM 0.0 | 0.0 |
| | VRN 0.0 | 0.0 |
| DB ATT | NRM 10.0 | 10.0 |
| | VRN 1.0 | 1.0 |
| RATE | NRM 0.2 | 0.2 |
| | VRN 0.02 | 0.02 |
| JET OPT | P 1 | 1 |
| | Y 1 | 1 |
| CNTL ACCEL | 0 | 0 |

UPDATE
H2O SPLY DUMP
QTY TK A & B

ASCENDING NODE
ORB: 7
MET: 000:08:47:39
LON: 102.1 E

MET
DAY 000
09:00

STS-3 DETAILED

PLT

MCC

NOTES

B MAN
VERN
PULSE

SUPPLY WATER DUMP
(ORBIT OPS C/L, ECLS)
Dump TKS A & B
Dump to:
QTY A = _____ QTY B = _____

09:10

Terminate Gravity Gradient
GRAVITY GRADIENT FREE DRIFT, OPS 2
(ORBIT OPS C/L, RCS)
Perform Step 3:
(VEHICLE RECOVERY & FES RESTART)

DFI POWER UP (BUC)
R11:H DFI PCH CONT 1,2,3 SGSC(three) - ON

09:20

PRIVATE MEDICAL COMMUNICATION
(If Required)

PRIVATE MEDICAL COMMUNICATION
(If Required)

TPR (IF
REQD)
BLOCK DATA
B 9-16

AUTO MNVR TO SIA ATT
MNVR OPTION R+ 28.4
P+190.7
Y+ 4.0

DFI POWER DOWN
R11:H DFI PCH CONT 1,2,3 SGSC(three) - OFF

09:30

DAP: B/AUTO/VERN
(09:40) Initiate MNVR

09:40

B AUTO
VERN
RT 0.2
DB 1.0

MEAL

MEAL

09:50

S
A
R

10:00

H
A
W
I

G
D
S
T
I
T
I
B
U
C
I

B
O
T
T
L
E

STS-3 DETAILED

MET
DAY 000
10:00
B AUTO
VERN
RT 0.2
DB 1.0

10:10

ORB
8

10:20

10:30

10:40

10:50

11:00

CDR

MEAL

PLT

MEAL

MCC

NOTES

AUTO MNVR TO IMU ALIGN ATT
MNVR OPTION: R + 100.5
P + 248.6
Y + 348.1
DAP: B/AUTO/VERN
(10:23) Initiate MNVR

IMU ALIGNMENT - S TRK
(ORBIT OPS C/L, GNC)
STAR ID: -Y: 60, ENIF
-Z: 49, KOCHAB
ANG DIF: 84.1

CO2 ABSORBER REPLACEMENT
(3 into A) 10:32

PGU OPS, PGU DATA LOG (CUE CARD)

AUTO MNVR TO TAIL SUN
MNVR OPTION R+195.4
P+182.4
Y+359.0
DAP: B/AUTO/VERN
(10:45) Initiate MNVR

EC PURGE - AUTO (Cue Card)

TEMP MONITOR
MF28K Unstow Temp Monitors (two)
DFI RACK\ Temp Monitor - N
L6
Insert Jack
Record Temperature (See PAD)
Temp Monitor - OFF

MD44F Pin CAB TEMP CNTLR in FULL
HEAT position 10:25

ASCENDING NODE
ORB: 8
MET: 000:10:16:51
LON: 79.3 E

Stars 60 & 49 available
from 0/10:15
to 0/10:49

IMU ALIGN PAD
REQD ID: -Y 60 -Z 49 ANG ERR .01
ANG 1 84.1 2 3
Δ X (+) .00 (-) .09 (+) .06
Δ Y (+) .08 (-) .07 (+) .09
Δ Z (+) .10 (-) .04 (+) .10
EXECUTION TIME: 00, 10, 24, 20

UPLINK
ORBITER S.V.
UPDATE
TR1 CH2 Latest
MET of DISABLE

| TEMP MONITOR PAD | |
|------------------|--------|
| JACK 1 | JACK 2 |
| TEMP 71.2 | 72.3 |
| JACK 3 | JACK 4 |
| TEMP 74.6 | 78.0 |
| JACK 5 | JACK 6 |
| TEMP 72.5 | 68.6 |
| JACK 7 | JACK 8 |
| TEMP - | 70.6 |

I-S-D-T

T-H-A-W-I

MET
DAY 000
11:00

A AUTO
VERN
RT 0.067
DB 0.3

STS-3 DETAILED

CDR

PLT

MCC

NOTES

Change DAP A: ROT DISC RT VRN - 0.067 (ITEM 3)
DB ATT VRN - 0.3 (ITEM 9)

**WHEN MNVR COMPLETE
START DB RATE ROTATION**

BODY VECT +1
DAP: A/AUTO/VERN
(11:05) Initiate ROT

PDP DEACT
(PAYLOAD OPS C/L, PDP)

Latest MET of disable:

0/11:10

PRE SLEEP ACTIVITY

Configure: LIGHTING

BACKUP TONES:

M042F MIDDECK SPKR AUD PHR - AUD

√SPKR PHR - SPKR/MIC

VOL - as reqd

√TONES - ACCU/BYP

SET OFF AN ALERT TONE AND ADJUST

BYPASS TONE VOLUME AS REQ

M042F AUDIO PHR - AUD/TONE

A13 SET OFF AN ALERT TONE AND ADJUST AUDIO
VOLUME AS REQ

TPR AUDIO:

R10 √MS AUD PHR - AUD

√A/G 1 - OFF

√A/G 2 - T/R

√A/R - OFF

√ICOM (two) - OFF

All other AUD PNLS A/G 2 - OFF

ALERT TONE DURATION

SM CHECKPOINT (CUE CARD)

CRT TIMER for WAKE UP

√CRT 4 MAJ FUNC - SM

CRTs (one STBY, three OFF)

WINDOW SHADES/FILTERS

C3 √DFI ACDRS PCM - LO SAMP

MEDICAL DATA REPORT (MICROCASSETTE)

RECORDER Cue Card

ABL PORT RMS HTR - AUTO

| DPS2 DAP CONFIG (AT 0/11:00:00) | A | B |
|------------------------------------|-------|-------|
| XLATION PULSE | 0.1 | 0.02 |
| ROT DSC RT NRM | 0.2 | 0.5 |
| VRN | 0.067 | 0.2 |
| PULSE NRM | 0.1 | 0.04 |
| VRN | 0.01 | 0.002 |
| COMP NRM | 0.0 | 0.0 |
| VRN | 0.0 | 0.0 |
| DB ATT NRM | 10.0 | 10.0 |
| VRN | 0.3 | 1.0 |
| RATE NRM | 0.2 | 0.2 |
| VRN | 0.02 | 0.02 |
| JET OPT | P 1 | 1 |
| | Y 1 | 1 |
| CNTL ACCEL | 0 | 0 |

ASCENDING NODE
ORB: 9
MET: 000:11:46:02
LON: 56.5 E

12:00

STS-3 DETAILED

MET
DAY 000
12:00

A AUTO
VERN
RT 0.067
DB 0.3

CDR

PLT

MCC

NOTES

HAMTTT

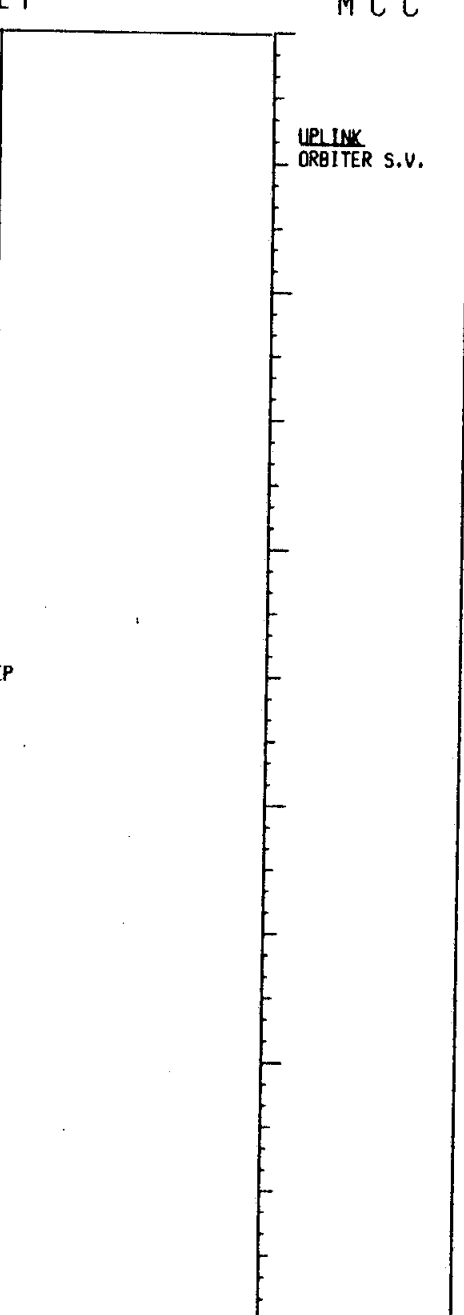
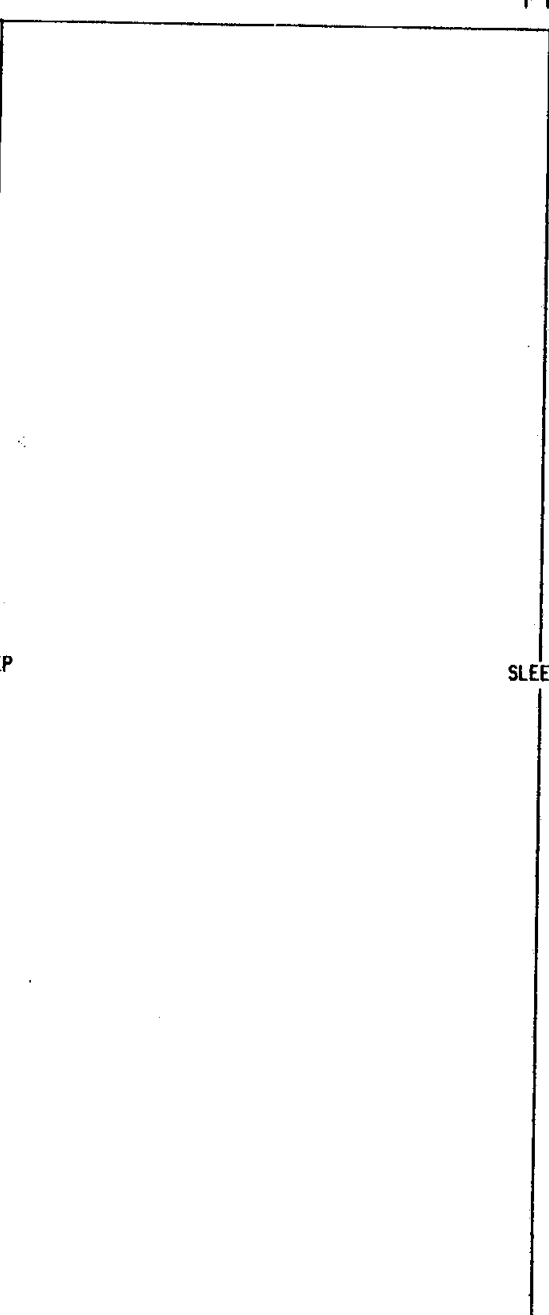
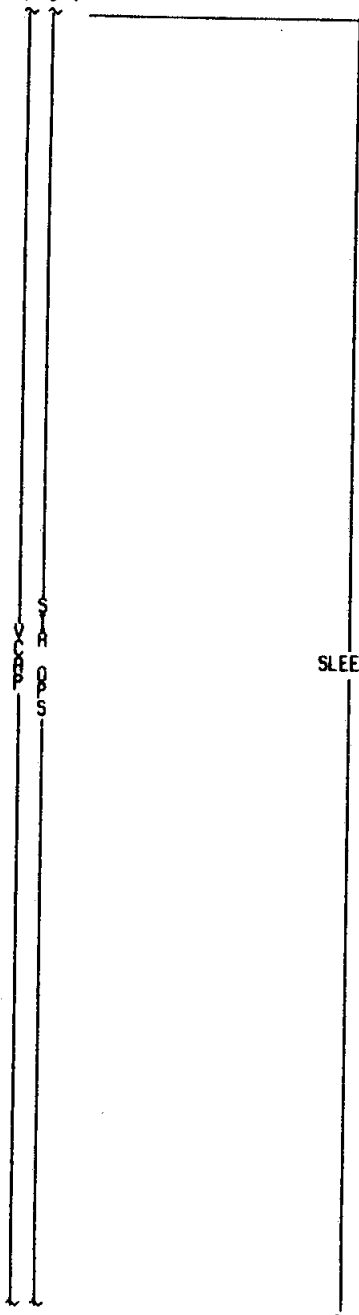
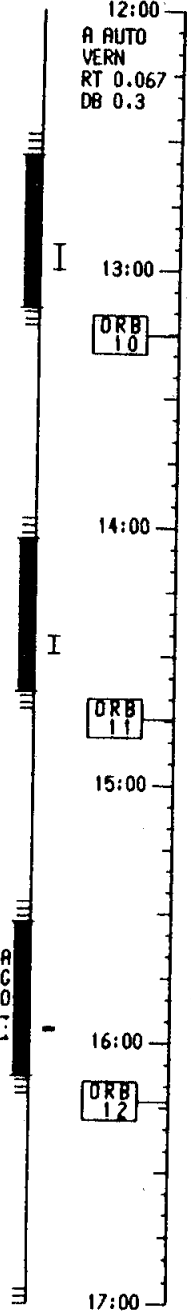
RCCD

RCCD
RCCD
RCCD

RCCD

RCCD
RCCD

RCCD



ASCENDING NODE
ORB: 10
MET: 000:13:15:13
LON: 33.7 E

ASCENDING NODE
ORB: 11
MET: 000:14:44:23
LON: 10.9 E

ASCENDING NODE
ORB: 12
MET: 000:16:13:34
LON: 11.8 W

MET
DAY 000
17:00
A AUTO
VERN
RT 0.067
DB 0.3

P
S
E

STS-3 DETAILED

CDR

PLT

MCC

NOTES



17:10

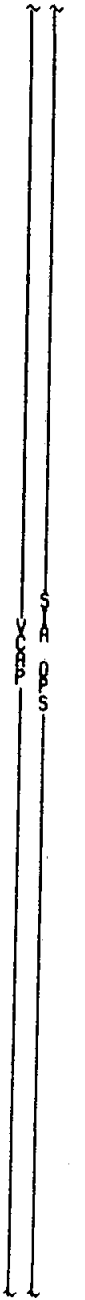
17:20

17:30

17:40

17:50

18:00



SLEEP

SLEEP

UPLINK
ORBITER S.V.

ORB
13

ASCENDING NODE
ORB: 13
MET: 000:17:42:44
LON: 34.6 W

MET
DAY 000

18:00

A AUTO
VERN
RT 0.067
DB 0.3

18:10

18:20

18:30

18:40

18:50

19:00

STS-3 DETAILED

CDR

SLEEP

PLT

SLEEP

MCC

NOTES

STS-3 DETAILED

MET
DAY 000
19:00

A AUTO
VERN
RT 0.067
DB 0.3

19:10

ORB
14

19:20

19:30

19:40

19:50

20:00

CDR

SLEEP

PLT

SLEEP

MCC

UPLINK
ORBITER S.V.

NOTES

ASCENDING NODE
ORB: 14
MET: 000:19:11:54
LON: 57.4 W

DRR
MAX

STS-3 DETAILED

CDR

PLT

MCC

NOTES

MET
DAY 000
20:00

A AUTO
VERN
RT 0.067
DB 0.3

20:10

20:20

20:30

20:40

20:50

21:00

POST SLEEP ACTIVITY

Configure: LIGHTING
COMM
ALERT TONE DURATION
CRTs
TPR AUDIO; On all AUD PNLS (Except MS) A/C 2 - RCV
MEAL PREP DAY 2 MEAL A (Cue Card)
ABL PORT RMS HTR - OFF

SM CHECKPOINT (Cue Card)

MD44F Pin CAB TEMP CNTLR in FULL COOL position

TELEPRINTER MESSAGE REVIEW

TELEPRINTER MESSAGE REVIEW

TPR (IF READ)
BLOCK DATA & WEATHER DATA B 17-21

UPDATE
H2O SPLY DUMP
QTY TK A & B

| OPS2 DAP CONFIG (AT 0/20:00:00) | A | B |
|---------------------------------|-----------|-------|
| XLATION PULSE | 0.1 | 0.02 |
| ROT DSC RT | NRM 0.2 | 0.5 |
| | VRN 0.067 | 0.2 |
| PULSE | NRM 0.1 | 0.04 |
| | VRN 0.01 | 0.002 |
| COMP | NRM 0.0 | 0.0 |
| | VRN 0.0 | 0.0 |
| DB ATT | NRM 10.0 | 10.0 |
| | VRN 0.3 | 1.0 |
| RATE | NRM 0.2 | 0.2 |
| | VRN 0.02 | 0.02 |
| JET OPT | P 1 | 1 |
| | Y 1 | 1 |
| CNTL ACCEL | 0 | 0 |

ASCENDING NODE
ORB: 15
MET: 000:20:41:04
LON: 80.1 N

1...1370

B D A I

M M
A A
X X
D D
I I
I I

STS-3 DETAILED

CDR

PLT

MCC

NOTES

MET
DAY 000
21:00

A AUTO
VERN
RT 0.067
DB 0.3

21:10

21:20

21:30

21:40

21:50

B AUTO
VERN
RT 0.2
DB 0.1

22:00

MEAL

MEAL

AUTO MNVR TO IMU ALIGN ATT

MNVR OPTION: R + 61.0
P + 240.3
Y + 318.3

DAP: B/AUTO/VERN
◀ (21:49) Initiate MNVR

MARK I

TYAR I
ORR I

MET
DAY 000
22:00

B AUTO
VERN
RT 0.2
DB 0.1

22:10
ORB
16

22:20

22:30

A AUTO
VERN
RT 0.067
DB 0.3

22:40

22:50

23:00

STS-3 DETAILED

CDR

PLT

MCC

NOTES

PGU OPS, PGU DATA LOG (CUE CARD)

MCS CLEANING, SCREEN ADAPTER
INSPECTION/REPLACEMENT
(URINE COLLECTION Cue Card)

IMU ALIGNMENT - S TRK
(ORBIT OPS C/L, GNC)
STAR ID: -Y: 26, FOMALHAUT
-Z: 14, VEGA
ANG DIF: 91.4

AUTO MNVR TRAIL SUN
MNVR OPTION R+ 79.9
P+182.4
Y+359.0

B/AUTO/VERN
(22:15) Initiate MNVR

EC PURGE - AUTO (Cue Card)

SUPPLY WATER DUMP
(ORBIT OPS C/L, ECLS)
Dump TKS A & B
Dump to:
QTY A = _____ QTY B = _____

START ORB RATE ROTATION
BODY VECT +1
DAP: A/AUTO/VERN
(22:30) Initiate ROT

GAS HEAT (1)

GAS RELAY 03 LATENT TO HOT:
CLR (A--A)
03 (A03L)
O/S (P03H)
E (H03H)
GAS RELAY 03 HOT TO LATENT:
CLR (A--A)
03 (A03H)
O/S (P03L)
E (L03L)

ICONNECT: L (R) OMS to RCS
(ORBIT PKT C/L, RCS)

TEMP MONITOR

DFI RACK Temp Monitor - N
L6
Insert Jack
Record Temperature (See PAD)
Temp Monitor - OFF

Stars 26 & 14 available
from 0/21:53
to 0/22:38

ASCENDING NODE
ORB: 16
MET: 000:22:10:14
LON: 102.9 W

IMU ALIGN PAD

REOD ID: -Y 26 -Z 14 ANG ERR .01
ANG 191.4 2 3

| | | | | | | |
|-----|-----|-----|-----|-----|-----|-----|
| Δ X | (+) | .02 | (-) | .44 | (+) | .04 |
| Δ Y | (-) | .03 | (+) | .00 | (+) | .19 |
| Δ Z | (-) | .29 | (+) | .10 | (+) | .33 |

EXECUTION TIME: 00122:07:40

DPS2 DAP CONFIG
(AT 0/22:00:00)

| | A | B |
|----------------|-----|-------|
| XLATION PULSE | 0.1 | 0.02 |
| ROT DSC RT NRM | 0.2 | 0.5 |
| | VRN | 0.067 |
| PULSE | NRM | 0.1 |
| | VRN | 0.01 |
| COMP | NRM | 0.0 |
| | VRN | 0.0 |
| DB ATT | NRM | 10.0 |
| | VRN | 0.3 |
| RATE | NRM | 0.2 |
| | VRN | 0.02 |
| JET OPT | P | 1 |
| | Y | 1 |
| CNTL ACCEL | 0 | 0 |

UPLINK
ORBITER S.V.

UPDATE
OMS/RCS
ICONNECT
CONFIG

TEMP MONITOR PAD

| | JACK 1 | JACK 2 |
|------|-------------|-------------|
| TEMP | <u>70.4</u> | <u>71.1</u> |
| | JACK 3 | JACK 4 |
| TEMP | <u>72.3</u> | <u>75.4</u> |
| | JACK 5 | JACK 6 |
| TEMP | <u>70.1</u> | <u>72.4</u> |
| | JACK 7 | JACK 8 |
| TEMP | — | <u>66.0</u> |

MET P V S E
D C A U S E
Y A R I T
P A P I

STS-3 DETAILED

CDR

PLT

MCC

NOTES

23:00
A AUTO
VERN
RT 0.067
DB 0.3

YARR
ORR

23:10

HOUSEKEEPING

23:20

ORB UNL VALIDATION RUN
(PDRS OPS CL. RMS TESTS/UNLOADED)

23:30

Y
C
A
P

BACKUP MODE VALIDATION RUN
(PDRS OPS CL. RMS TESTS/UNLOADED)

ORB
17

23:40

ASCENDING NODE
ORB: 17
MET: 000*23:39:24
LON: 125.7 W

23:50

S
U
S
I
M
O
N

DFI POWER UP (MIL)
R11+H DFI PCM CONT 1.2.3 SGSC(three) - ON

EE GRAPPLE TEST
(PDRS OPS CL. RMS TESTS/UNLOADED)

001
00:00

DFI POWER DOWN
R11+H DFI PCM CONT 1.2.3 SGSC(three) - OFF

MM
IL
LX
B
D
A

MET
DAY 001
00:00

STS-3 DETAILED

CDR

PLT

MCC

NOTES

A AUTO
VERN
RT 0.067
DB 0.3

DUAL G2 GPC OPS
(ORBIT OPS C/L. OPS)

EE GRAPPLE TEST ~
(PDRS OPS CL. RMS FTD) CONTINUED

| OPS2 DAP CONFIG | A | B |
|-----------------|-------|-------|
| (AT 1/00+00+00) | | |
| XLATION PULSE | 0.1 | 0.02 |
| ROT DSC RT NRM | 0.2 | 0.5 |
| VRN | 0.067 | 0.2 |
| PULSE NRM | 0.1 | 0.04 |
| VRN | 0.01 | 0.002 |
| COMP NRM | 0.0 | 0.0 |
| VRN | 0.0 | 0.0 |
| DB ATT NRM | 10.0 | 10.0 |
| VRN | 0.3 | 1.0 |
| RATE NRM | 0.2 | 0.2 |
| VRN | 0.02 | 0.02 |
| JET OPT | | |
| P | 1 | 1 |
| Y | 1 | 1 |
| CNTL ACCEL | 0 | 0 |

RMS/PRCS INTERACTION - PART 1
(PDRS OPS CL. RMS TESTS/UNLOADED)
PERFORM DURING NIGHT

RMS/PRCS INTERACTION - PART 1
(PDRS OPS CL. RMS TESTS/UNLOADED)
PERFORM DURING NIGHT

00:10
00:20
00:30
00:40
00:50
01:00

B
D
A
H
M
A
A
X
D
+

I
O
S
+

Y
A
R
+

O
R
R
+

V
C
A
P
S
U
S
I
T
V
C
A
P
S
U
S
I
T
O
N

STS-3 DETAILED

MET DAY 001
 01:00
 B AUTO
 VERN
 RT 0.2
 DB 1.0
 ORB 18
 01:10
 A AUTO
 VERN
 RT 0.067
 DB 0.3
 01:20
 01:30
 01:40
 01:50
 02:00

P V C S E
 D C A S U
 P A R I T
 S U S I M
 O N
 V C A P

CDR

PLT

MCC

NOTES

SOFTWARE STOP PERFORMANCE
 (PDRS OPS C/L RMS TESTS/UNLOADED)

CABIN TV DEPLOY
 (PHOTO/TV C/L TV SCENES)

OPR CMD TO PRE-CRADLE
 (PDRS OPS CL RMS TESTS/UNLOADED)

TV SETUP (TV01 - FEVT OPS)
 (PHOTO/TV C/L TV SCENES)
 MF43G Unstow camr mount
 MF57E Unstow camr, cables, viewfinder mon

HOUSEKEEPING

RMS/PRCS INTERACTION - PART 2
 (PDRS OPS CL RMS TESTS/UNLOADED)

PERFORM DURING NIGHT

RMS/PRCS INTERACTION - PART 2
 (PDRS OPS CL RMS TESTS/UNLOADED)

PERFORM DURING NIGHT

ASCENDING NODE
 ORB: 18
 MET: 001:01:08:33
 LON: 148.5 W

G D D S
 B U C C
 M L L X
 M I L L
 B D A
 I D K R

MET P V S E
 DAY 001 D C A S U
 P A P I T

STS-3 DETAILED

CDR

PLT

MCC

NOTES

02:00
 A AUTO
 VERN
 RT 0.067
 DB 0.3

02:10

02:20

02:30

02:40

02:50

03:00

Y A R D

H A W

V C A P

S I A

D P S

ORB
 19

MEAL PREP (Cue Card)
 Prepare DAY 2. MEAL B

RMS POWERDOWN
 (PDRS OPS C/L. RMS PWRDN)

GAS HEAT (2)
 Verify GAS HEAT (1) accomplished (4-16)
 GAS RELAY 04 LATENT TO HOT:
 CLR (A--A)
 04 (A04L)
 O/S (P04H)
 E (H04H)
 GAS RELAY 04 HOT TO LATENT:
 CLR (A--A)
 04 (A04H)
 O/S (P04L)
 E (L04L)

SINGLE G2 GPC OPS
 (ORBIT OPS C/L. OPS)

EEVT UNSTOW AND SETUP
 (PAYLOAD OPS C/L. EEVT)

PGU OPS, PGU DATA LOG (CUE CARD)

UPLINK
 ORBITER S-V.

| OPS2 DAP CONFIG | A | B |
|-----------------|-------|-------|
| (AT 1/02:00:00) | | |
| XLATION PULSE | 0.1 | 0.02 |
| ROT DSC RT NRM | 0.2 | 0.5 |
| VRN | 0.067 | 0.2 |
| PULSE NRM | 0.1 | 0.04 |
| VRN | 0.01 | 0.002 |
| COMP NRM | 0.0 | 0.0 |
| VRN | 0.0 | 0.0 |
| DB ATT NRM | 10.0 | 10.0 |
| VRN | 0.3 | 1.0 |
| RATE NRM | 0.2 | 0.2 |
| VRN | 0.02 | 0.02 |
| JET OPT | P 1 | 1 |
| | Y 1 | 1 |
| CNTL ACCEL | 0 | 0 |

ASCENDING NODE
 ORB: 19
 MET: 001:02:37:42
 LON: 171.3 W

MET
DAY 001

03:00
R AUTO
VERN
RT 0.067
DB 0.3

STS-3 DETAILED

CDR

PLT

MCC

NOTES

P
D
P
S
E
E
T

03:10
03:20
03:30
03:40
03:50
04:00

SA
ODS
MEAL

MEAL

M
L
X
B
D
A

D
R
K
R
A
I
C
N

T
B
O
T
T
L
E

T
I
Y
A
R

STS-3 DETAILED

CDR

PLT

MCC

NOTES

MET
DAY 001
04:00

A AUTO
VERN
RT 0.067
DB 0.3

ORB
20

04:10

04:20

04:30

04:40

04:50

05:00

TV SETUP (TV01 - EEVT-FLIGHT DAY 2)
(PHOTO/TV C/L, TV SCENES) - LIVE

ASCENDING NODE
ORB: 20
MET: 001:04:06:51
LON: 165.9 E

| OPS2 DAP CONFIG | A | B |
|-----------------|-------|-------|
| (AT 1/04:00:00) | | |
| XLATION PULSE | 0.1 | 0.02 |
| ROT DSC RT NRN | 0.2 | 0.5 |
| VRN | 0.067 | 0.2 |
| PULSE NRN | 0.1 | 0.04 |
| VRN | 0.01 | 0.002 |
| COMP NRN | 0.0 | 0.0 |
| VRN | 0.0 | 0.0 |
| DB ATT NRN | 10.0 | 10.0 |
| VRN | 0.3 | 1.0 |
| RATE NRN | 0.2 | 0.2 |
| VRN | 0.02 | 0.02 |
| JET OPT | P 1 | 1 |
| | Y 1 | 1 |
| CNTL ACCEL | 0 | 0 |

UPDATE
FPEG ACT TIME
TPR (IF
REDD)
BLOCK DATA
& WEATHER DATA
B 22-27

EEVT OPS
(PAYLOAD OPS C/L, EEVT)
PERFORM STEP 1 Column Prep
STEP 2 Sample Prep
SAMPLE 1

◀ OBSERVE FPEG FILAMENT
ACTIVATION TIME
(ON FOR 10 MIN)

TV ACT (TV01 - EEVT-FLIGHT DAY 2)
(PHOTO/TV C/L, TV SCENES) - LIVE, GDS, MIL

EEVT OPS
(PAYLOAD OPS C/L, EEVT)
PERFORM STEP 3 EEVT RUN
LOG RBC PROGRESSION

TV/VIR DEACT (TV Cue Card)

SEAT/POS CONFIG ①

SUIT DONNING (Cue Card)
NOTE START TIME

TV01 SCENE: EEVT

SEAT/POS CONFIG ①

C2 Attach SHII Cue Card to locker
Stow Helmet Bag near seat
✓ Vent Hose connected to seat
Config seat

✓ POS stowed

C9 SEAT 02 - OP

SEAT INGRESS

DROGUE GUN COVER - stow
Ingress seat, connect SEAT KIT STRAPS
VENT HOSE*
SPURS
BIOMED CABLE*

G SUIT VLV - OFF*
HELMET, GLOVES* - remove, stow bag
Connect COMM CABLE, Restraint Strap
O2 HOSES (G Suit*), safety clips
COMM PWR - OFF
Doff, stow COMM EQUIP
COMM PWR - SUIT (down)
LAP BELT - connect over O2 hoses
HELMET - don, √comm
SHOULDER HARNESS - connect over O2 hoses, Comm Cable
√Head movement, adjust Helmet Tiedown Strap
√PRESS CNTL - OP*
GLOVES - don*
VISOR - down & locked, √O2 flow
Suit Pressure Integrity Check*

CAUTION

Pressurizing > 1 min
can damage suit fans

Hold breath, √no face dam flow
PRESS CNTL - CL, √leaks
- OP

*Omit when neck
ring worn

SEAT EGRESS

GLOVES - doff, stow

LAP BELT, SHOULDER HARNESS - disconnect

COMM PWR - OFF

Disconnect O2 HOSES

COMM CABLE, Restraint Strap

HELMET - stow

Disconnect BIOMED CABLE

SPURS

VENT HOSE

SEAT KIT STRAPS

DROGUE GUN COVER - Install

MET
DAY 001
05:00

A AUTO
VERN
RT 0.067
DB 0.3

05:10

05:20

05:30

ORB
21

05:40

05:50

06:00

STS-3 DETAILED

CDR

PLT

MCC

NOTES

SUIT DONNING (CONTINUED)

EEVT OPS CONTINUED
(PAYLOAD OPS C/L, EEVT)
PERFORM STEP 3 EEVT RUN

C9

SUIT FAN ACT
Suit Fan - ON
SEAT INGRESS

SEAT EGRESS

EEVT OPS
(PAYLOAD OPS C/L, EEVT)
PERFORM STEP 4 Sample Freeze

GAS HEAT (3)
Verify GAS HEAT (2) accomplished (PG 4-20)
GAS RELAY 05 LATENT TO HOT:
CLR (A--A)
05 (A05L)
O/S (P05H)
E (H05H)
GAS RELAY 05 HOT TO LATENT:
CLR (A--A)
05 (A05H)
O/S (P05L)
E (L05L)

C9

SUIT FAN DEACT
SEAT 02 - CL
SUIT FAN - OFF
SUIT DOFFING (Cue Card)

ASCENDING NODE
ORB: 21
MET: 001:05:36:00
LON: 143.1 E

DBC
VCAP ELECTRON GEN ON

STS-3 DETAILED

CDR

PLT

MCC

NOTES

MET
DAY 001
06:00
A AUTO
VERN
RT 0.067
DB 0.3

06:10

06:20

06:30

06:40

06:50

07:00

BUBBLES
 GDS
 TT
 MILX
 ADB
 BOTTLE

SUITS DOFFING. (CONTINUED)

16MM CAMR SETUP (16MM/02-EEVT OPS)
(PHOTO/TV C/L, 16MM SCENES,2-2)

EEVT OPS
(PAYLOAD OPS C/L, EEVT)
PERFORM STEP 5 Post Ops

EEVT OPS
(PAYLOAD OPS C/L, EEVT)
PERFORM STEP 1 Column Prep
STEP 2 Sample Prep
SAMPLE 2

16MM CAMR ACT (16MM/02-EEVT OPS)
FSO S392-06
(PHOTO/TV C/L, 16MM SCENES,2-2)

L1 HI LOAD DUCT HTR - A
(30 min prior to FES Enable for PLBD Ops)

16MM CAMR DEACT (16MM/02-EEVT OPS)
(PHOTO/TV C/L, 16MM SCENES,2-2)

EEVT OPS
(PAYLOAD OPS C/L, EEVT)
PERFORM STEP 3 EEVT RUN

TEMP MONITOR
DFI RACK\ Temp Monitor - N
L6
Insert Jack
Record Temperature (See PAD)
Temp Monitor - OFF

L1 HI LOAD EVAP - ENABLE
(Prior to PLBD Ops)

| OPS2 DAP CONEIG (AT 1/06:00:00) | A | B |
|------------------------------------|-------|-------|
| XLATION PULSE | 0.1 | 0.02 |
| ROT DSC RT NRM | 0.2 | 0.5 |
| VRN | 0.067 | 0.2 |
| PULSE NRM | 0.1 | 0.04 |
| VRN | 0.01 | 0.002 |
| COMP NRM | 0.0 | 0.0 |
| VRN | 0.0 | 0.0 |
| DB ATT NRM | 10.0 | 10.0 |
| VRN | 0.3 | 1.0 |
| RATE NRM | 0.2 | 0.2 |
| VRN | 0.02 | 0.02 |
| JET OPT | P 1 | 1 |
| | Y 1 | 1 |
| CNTL ACCEL | 0 | 0 |

| TEMP MONITOR PAD | |
|------------------|--------|
| JACK 1 | JACK 2 |
| TEMP 73.4 | 72.5 |
| JACK 3 | JACK 4 |
| TEMP 73.2 | 75.3 |
| JACK 5 | JACK 6 |
| TEMP 72.5 | 73.9 |
| JACK 7 | JACK 8 |
| TEMP — | 68.5 |

This Page Intentionally Blank

4-24A

STS-3/FIN

THEODOLITE SETUP/ACTIVATION ①

A17 Unstow: Theodolite, Bracket, Battery cable
 W9 Install Bracket (2 fasteners) & Theodolite (1 fastener)

Connect cable to Battery, Battery to Theodolite
 Theodolite PWR Switch - ON (Display shows dots)
 ✓FUNCTION - H
 ✓DIRECTION - CW

NOTE

The following step must be performed each time the Theodolite is turned on

With telescope ptg below horizontal, slowly pass telescope upward through horizontal. Display will clear & show numbers

STOW RAD DIATORS ②

A7U PL BAY FLOOD FWD,AFT (four) - ON (~3 min to full bright)
 FWD BHD - ON (~3 min to full bright)

P R13L ✓RAD LAT CNTL SYS (two) - OFF (tb-REL)
 ✓CNTL SYS (two) - OFF (tb-DPY)

PL BAY MECH PWR SYS (two) - ON
 RAD CNTL SYS (two) - STOW (concurrently)
 ✓(tb-bp ~40 sec, STO)
 - OFF

- * If tb not bp after 10 sec or if tb not STO in 40 sec
- * & no motion determined visually:
- * R13L RAD CNTL SYS (two) - OFF
- * Go to MALF, MECH, 9.2b or 9.2d (Stbd) or MECH, 9.2f or 9.2h (Port)

| SINGLE RAD OPS | | |
|--|---------------------|---------------------|
| (Open MA73C:C&D MCA LOGIC PWR AC cbs for failed RAD) | | |
| | <u>STBD RAD cbs</u> | <u>PORT RAD cbs</u> |
| STOW: | AC1MID3 | AC1MID1 |
| | AC3MID2 | AC3MID4 |
| LATCH: | AC1MID3 | AC1MID1 |
| | AC2MID2 | AC2MID4 |
| | AC3MID2 | AC3MID4 |

RAD LAT CNTL SYS (two) - LAT (concurrently)
 - (tb-bp ~25 sec, LAT)
 - OFF
 PL BAY MECH PWR SYS (two) - OFF

PLBD OPS CAUTION NOTE ③

CAUTION

If SM GPC fails during any PLBD test:
 06 MDM PL1,2 (two) - OFF
 GPC MODE 4 - STBY,HALT
 MDM PL1,2 (two) - ON
 Reload SM into GPC 2
 Perform MALF, DPS, SSR-3 and DPS, SSR-4

When closing/opening any PLBD latch group:

- o If no PORT BHD CL after 60 sec
 1. with at least one closed microswitch indication, continue PLBD procedures
 2. otherwise, perform MALF, MECH, 9.1i
- o If PORT BHD latch closes on single mtr, continue PLBD procedures
- o If no PORT BHD OP after 60 sec
 1. with at least one open microswitch indication, continue PLBD procedures
 2. with no open microswitch indication, perform MALF, MECH, 9.1b[2]
- o Always note any single mtr latch operations
- o If no latch or door motion within ~ 10 sec after cmd, (no motion determined visually),
 PL BAY DR - STOP, perform MALF, MECH, 9.1a
- o If one mtr fails in each PORT BHD latch gang, prepare to Deorbit.
 If a Deorbit Opp not available, reopen PLBDs

When opening/closing PLBD:

- o If door motion stops and no OP/RDY status,
 PL BAY DR - STOP, perform MALF, MECH, 9.1j for opening or 9.1k for closing
- o If door closes on single mtr (~ 120 sec), do not reopen PLBD, prepare to Deorbit. If a Deorbit Opp not available, reopen PLBD
- o For failed open latches, do not attempt to close unless an Entry capability is available

STS-3 DETAILED

MET
DAY 001

07:00
A AUTO
VERN
RT 0.067
DB 0.3

ORB
22

07:10

07:20

07:30

07:40

07:50

08:00

CDR

EEVT OPS (CONTINUED)

PLT

THEODOLITE SETUP/ACT ① 4-24B

STOW RADIATORS ② 4-24B

PLBD COLD CASE PERF (FTO 356-01)
Reference PLBD OPS, NOTE ③ 4-24B
Perform Theodolite Ops for TARGET PAD
GROUP A, 4-26A

CRT SM OPS 202 PRO
SM PL BAY DOORS
R13L ✓ PL BAY DR - STOP
CRT4 AC POWER ON - ITEM 1 EXEC (X)

Close Port door & Fwd/Aft latch groups
Perform Theodolite Ops for TARGET PAD
GROUP B

Close Stbd door approx 45 sec (~4 ft)
Verify 2 motors
Perform Theodolite Ops for TARGET PAD
GROUP C

EEVT OPS
(PAYLOAD OPS C/L, EEVT)
PERFORM STEP 4 Sample Freeze

Close Stbd door to proximity of closed
position

Alternately start & stop PLBD until near
closed. Determine c/l latch # that will
make contact first. Record this latch #
and its expected contact point on NO GO
DIAGRAM
Repeat Theodolite Ops for TARGET PAD
GROUP C

MCC

NOTES

ASCENDING NODE
ORB: 22
MET: 001:07:05:09
LON: 120.3 E

MET
DAY 001

08:00
A AUTO
VERN
RT 0.067
DB 0.3

STS-3 DETAILED

CDR

PLT

MCC

NOTES

BOTTLE

08:10
08:20
08:30
08:40
08:50
09:00

PLT
SYS
ECL
ECL

PLBD CYCLE TEST (ETO 356 -01)

Open Stbd door

Open Port Fwd/Aft latch groups

Open Port door

CRT4 AC POWER OFF - ITEM 2 EXEC (x)

SM OPS 201 PRO

SM ANTENNA

Perform Theodolite Ops for TARGET PAD
GROUP D, 4-26A

FEVT OPS
(PAYLOAD OPS C/L, FEVT)
PERFORM STEP 5 Post Ops

RAD LATCH RELEASE/DEPLOY (4) 4-26A

MEAL PREP (Cue Card)
Prepare DAY 2, MEAL C

EXERCISE

ORB
23

L1 HI LOAD DOCT HTR - OFF
(30 MIN AFTER PLBD OPEN)

MLR ACTIVATION

- ✓ MLR ORB PWR ind - ON
- ✓ MLR MALFUNCTION ind - GRAY
- Switch MLR to - PROC
- Record Time 08:43
- ✓ MLR ORB PWR ind - ON
- ✓ MLR MALFUNCTION ind - GRAY

EXERCISE

HEATER RECONFIG
(ORBIT OPS C/L, EPS)

B

PCS 1(2) ON-ORBIT ACT/RECONFIG
(ORBIT OPS C/L, ECLS)
Reconfig for SYS 2

SUPPLY WATER DUMP

(ORBIT OPS C/L, ECLS)

Dump TKS A & B

Dump to:

QTY A = ~~10~~ QTY B = 10

UPDATE
H2O SPLD DUMP
QTY TK A & B

| OPS2 DAP CONFIG (AT 1/08:00:00) | A | B |
|------------------------------------|-------|-------|
| XLATION PULSE | 0.1 | 0.02 |
| ROT DSC RT NRN | 0.2 | 0.5 |
| VRN | 0.067 | 0.2 |
| PULSE NRN | 0.1 | 0.04 |
| VRN | 0.01 | 0.002 |
| COMP NRN | 0.0 | 0.0 |
| VRN | 0.0 | 0.0 |
| DB ATT NRN | 10.0 | 10.0 |
| VRN | 0.3 | 1.0 |
| RATE NRN | 0.2 | 0.2 |
| VRN | 0.02 | 0.02 |
| JET OPT P | 1 | 1 |
| Y | 1 | 1 |
| CNTL ACCEL | 0 | 0 |

ASCENDING NODE
ORB: 23
MET: 001:08:34:17
LON: 97.6 E

RAD LATCH RELEASE/DEPLOY (4)

P RAD LATCH RELEASE

R13L ✓RAD LAT CNTL SYS (two) - OFF (tb-LAT)
 ✓RAD CNTL SYS (two) - OFF (tb-STO)

Zero Timer

R13L PL BAY MECH PWR SYS (two) - ON
 RAD LAT CNTL SYS (two) - REL (concurrently), start Timer
 ✓(tb-bp -25 sec, REL)
 - OFF

RAD DEPLOY

R13L RAD CNTL SYS (two) - DPY (concurrently)
 ✓(tb-bp -40 sec, DPY)
 - OFF

Verify Stbd & Port RAD Panels are deployed & stabilized

R13L PL BAY MECH PWR SYS (two) - OFF

- * If either RAD deploys in > 40 sec, or tb not bp
- * after 10 sec, stow and latch RADS
- * Redeploy only good RAD (Stbd or Port)
- * (Open MA73C:C&D MCA LOGIC PWR AC cbs for failed RAD)

| | STBD RAD cbs | PORT RAD cbs |
|--------|--------------|--------------|
| DPY: | AC1MID3 | AC1MID1 |
| | AC3MID2 | AC3MID4 |
| LATCH: | AC1MID3 | AC1MID1 |
| | AC2MID2 | AC2MID4 |
| | AC3MID2 | AC3MID4 |

A7U PL BAY FLOOD (all) - OFF

L1 HI LOAD EVAP - OFF

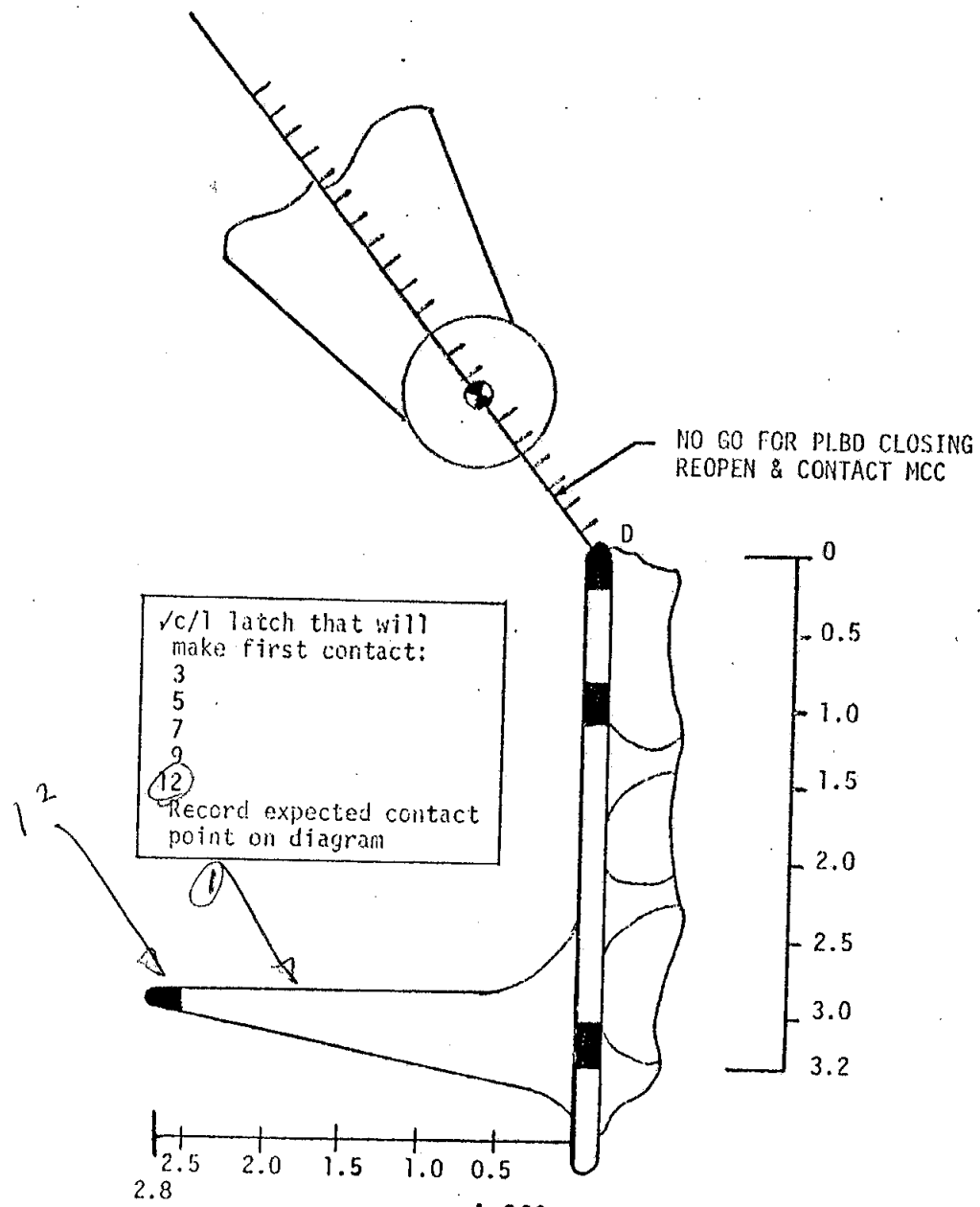
A17 Stow Theodolite, Bracket, Battery, Battery Cable

| FUNCTION | PLBD CONTROL | | | | | | PLBD DISPLAY PL MDM | | | |
|----------|-----------------------------|------|-----|--------|------|-----|---------------------|-------|-----------|--|
| | Ref: MA73C:C&D For MCA (cb) | | | | | | | | | |
| | MTR 1 | | | MTR 2 | | | C C O O | | C R R O | |
| | AC/MCA | CNTL | MDM | AC/MCA | CNTL | MDM | A B A B | A B C | | |
| LATCH | | | | | | | | | | |
| 5-8 | 1/MID3 | AB3 | PL1 | 3/MID2 | CA3 | PL2 | 1 2 1 2 | | | |
| 9-12 | 1/MID1 | AB3 | PL1 | 3/MID4 | CA3 | PL2 | 1 2 1 2 | | | |
| 1-4 | 1/MID3 | AB3 | PL1 | 3/MID2 | CA3 | PL2 | 1 2 1 2 | | | |
| 13-16 | 3/MID4 | CA3 | PL2 | 2/MID2 | BC3 | PL1 | 2 1 2 1 | | | |
| R FWD | 1/MID1 | AB3 | PL1 | 2/MID4 | BC3 | PL2 | 1 2 1 2 | | | |
| R AFT | 3/MID4 | CA3 | PL2 | 2/MID2 | BC3 | PL1 | 2 1 2 1 | | | |
| R DOOR | 1/MID1 | AB3 | PL1 | 2/MID4 | BC3 | PL2 | | | 1 1 2 2 1 | |
| | | | | | | | | | 2 1 2 2 2 | |
| L FWD | 1/MID1 | AB3 | PL1 | 2/MID4 | BC3 | PL2 | 1 2 1 2 | | | |
| L AFT | 1/MID3 | AB3 | PL1 | 3/MID2 | CA3 | PL2 | 1 2 1 2 | | | |
| L DOOR | 3/MID4 | CA3 | PL2 | 2/MID2 | BC3 | PL1 | | | 2 1 1 2 2 | |
| | | | | | | | | | 1 1 1 2 1 | |

| THEODOLITE TARGET PAD | | |
|-----------------------------------|---------|--------|
| TARGET (A) | HORIZ | VERT |
| HANDRAIL STBD (1) (zero) | 359.999 | 90.598 |
| PORT (2) | 4.667 | 90.584 |
| TARGET (B) | HORIZ | VERT |
| HANDRAIL STBD (1) C/L, PORT | 359.999 | 90.598 |
| 14P | 2.443 | 89.564 |
| 12P | 2.620 | 89.447 |
| 10P | 2.718 | 89.219 |
| 7P | 3.621 | 88.654 |
| 5P | 4.605 | 87.822 |
| 3P | 7.282 | 85.699 |
| TARGET (C) | HORIZ | VERT |
| HANDRAIL STBD (1) C/L, STBD | --- | --- |
| 14S | --- | --- |
| 12S | --- | --- |
| 10S NOT DOWN | --- | --- |
| 7S | --- | --- |
| 5S | --- | --- |
| 3S | --- | --- |

| TARGET (C) | HORIZ | VERT |
|-----------------------------------|---------|---------|
| HANDRAIL STBD (1) C/L, STBD | 359.597 | 90.591 |
| 14S | --- | --- |
| STBD DOOR | --- | --- |
| 12S | 2.248 | 89.316 |
| CLOSE | --- | --- |
| 10S Proximity | 2.526 | 89.001 |
| 7S | 3.182 | 88.302 |
| 5S | 4.067 | 87.265 |
| 3S | 6.028 | 84.483 |
| TARGET (D) | HORIZ | VERT |
| LONGERON, PORT | 21.013 | 102.655 |
| Taken 2 with left door open | --- | --- |
| 3 closed | 25.324 | 104.898 |
| LONGERON, STBD | --- | --- |
| 4 | 342.881 | 105.568 |
| Taken with | --- | --- |
| both doors | 346.212 | 102.972 |
| 6 open | 352.318 | 98.118 |

NO GO DIAGRAM
C/L LATCH EXTENDED GUIDE ROLLER TRAJECTORY



4-26C

This Page Intentionally Blank

4-26D

STS-3/FIN

MET
DAY 001

STS-3 DETAILED

CDR

PLT

MCC

NOTES

09:00
A AUTO
VERN
RT 0.067
DB 0.3

09:10

09:20

09:30

09:40

B AUTO
VERN
RT 0.2
DB 1.0

09:50

10:00

UPDATE
VCAP OBS TIME

MEAL

MEAL

OBSERVE FPEG FILAMENT
ACTIVATION TIME

MET _____ :

Report on VCAP observations

T
H
A
M

L
C
C
B
J

T
I
B
O
T
T
I

T
I
O
S
J



STS-3 DETAILED

CDR

PLT

MCC

NOTES

PGU OPS, PGI DATA LOG (CUE CARD)

MET
DAY 001
10:00

ORB
24

A AUTO
VERN
RT 0.067
DB 0.3

10:10

HOUSEKEEPING

16MM CAMR SETUP (16MM/03-IN CABIN RMS OPS)
(PHOTO/TV C/L, 16MM SCENES)

EC PURGE - AUTO (Cue Card)

10:20

16MM CAMR SETUP (16MM/04-OUT-THE-WINDOW
RMS/PLB OPS)
(PHOTO/TV C/L, 16MM SCENES)

10:30

CO2 ABSORBER REPLACEMENT
(4 into B)

10:40

PRIVATE MEDICAL COMMUNICATION (HAM)
(If Required)

PRIVATE MEDICAL COMMUNICATION
(If Required)

UPLINK
ORBITER S.V.

10:50

B AUTO
VERN
RT 0.2
DB 1.0

AUTO MNVR TO IMU ALIGN ATT
MNVR OPTION: R +348.4
P + 60.7
Y + 37.5
DAP: A/AUTO/VERN
(10:45) Initiate MNVR

HOUSEKEEPING

IMU ALIGNMENT - S TRK
(ORBIT OPS C/L, GNC)
STAR ID: -Y: 57 ACANAR
-Z: 55 ALPHARD
ANG DIF: 89.9

DEFI POWER UP (AGO)
R11:H DEFI PCM CONT 1,2,3 SGSC(three) - ON

ASCENDING NODE
ORB: 24
MET: 001:10:03:26
LON: 74.8 E

| OPS2 DAP CONFIG (AT 1/10:00:00) | | |
|------------------------------------|-------|-------|
| | A | B |
| XLATION PULSE | 0.1 | 0.02 |
| ROT DSC RT NRM | 0.2 | 0.5 |
| VRN | 0.067 | 0.2 |
| PULSE NRM | 0.1 | 0.04 |
| VRN | 0.01 | 0.002 |
| COMP NRM | 0.0 | 0.0 |
| VRN | 0.0 | 0.0 |
| DB ATT NRM | 10.0 | 10.0 |
| VRN | 0.3 | 1.0 |
| RATE NRM | 0.2 | 0.2 |
| VRN | 0.02 | 0.02 |
| JET OPT | P 1 | 1 |
| | Y 1 | 1 |
| CNTL ACCEL | 0 | 0 |

Stars 57 & 55 available
from 1/10:39
to 1/11:15

1 MV/1 MV 2 + 3 → 1

| IMU ALIGN PAD | | |
|---------------|----------|----------|
| READ ID: -Y | -Z | ANG ERR |
| ANG 1 | 2 | 3 |
| Δ X | (-) 0.00 | (-) 0.19 |
| Δ Y | (-) 0.04 | (-) 0.01 |
| Δ Z | (+) 0.08 | (-) 0.07 |

EXECUTION TIME: 1/10/73:00

MET
DAY001

STS-3 DETAILED

CDR

PLT

MCC

NOTES

11:00

B AUTO
VERN
RT 0.2
DB 1.0

ICCONNECT RETURN (OPS 2,3)
(ORBIT PKT C/L, RCS)

GAS HEAT (4)

Verify GAS HEAT (3) accomplished (PG 4-23)
GAS RELAY 04 LATENT TO HOT:
CLR (A-A)
O4 (AO4L)
O/S (PO4H)
E (HO4H)
GAS RELAY 04 HOT TO LATENT:
CLR (A-A)
O4 (AO4H)
O/S (PO4L)
E (LO4L)

DEFI POWER DOWN

R11:H DEFI PCM CONT 1,2,3 SCSC(three) - OFF

11:10

AUTO MNVR TO PTC ATT
MNVR OPTION R+358.1
P+ 91.5
Y+311.7

DAP: B/AUTO/VERN
(11:10) Initiate MNVR

Change DAP A: ROT DSC RATE VRN - 0.4
(ITEM 3)

PRE SLEEP ACTIVITY

Configure: LIGHTING

BACKUP TONES:

M042F MIDDECK SPKR AUD PWR - AUD
/SPKR PWR - SPKR/MIC
VOL - as reqd
/TONES - ACCU/BYP

SET OFF AN ALERT TONE AND ADJUST
BYPASS TONE VOLUME AS REQ

PTC MNVR

BODY VECT +1

DAP: A/AUTO/VERN

(11:25) Initiate ROT

M042F AUDIO PWR - AUD/TONE
A13 SET OFF AN ALERT TONE AND ADJUST AUDIO
VOLUME AS REQ

TPR AUDIO:

R10 /MS AUD PWR - AUD
/A/G 1 - OFF
/A/G 2 - T/R
/A/A - OFF
/ICOM (two) - OFF
All other AUD PWS A/G 2 - OFF

Power Down

11:20

A AUTO
VERN
RT 0.4
DB 1.0

11:30

ORB
25

11:40

ALERT TONE DURATION
SM CHECKPOINT (CUE CARD)
CRT TIMER for WAKE UP
/CRT 4 MAJ FUNC - SM
CRTs (one STBY, three OFF)
WINDOW SHADES/FILTERS

C3 /DFI RCDRS PCM - LO SAMP

MEDICAL DATA REPORT (MICROCASSETTE)

RECORDER Cue Card

A8L PORT RMS HTR - AUTO

11:50

MD44F Pin CAB TEMP CNTLR in FULL
HEAT position

12:00

ASCENDING NODE
ORB: 25
MET: 001:11:32:34
LON: 52.0 E

| OPS2 DAP CONFIG | | |
|-----------------|------|-------|
| (AT 1/11:50:00) | A | B |
| XLATION PULSE | 0.1 | 0.02 |
| ROT DSC RT NRM | 0.2 | 0.5 |
| VRN | 0.4 | 0.2 |
| PULSE NRM | 0.1 | 0.04 |
| VRN | 0.01 | 0.002 |
| COMP NRM | 0.0 | 0.0 |
| VRN | 0.0 | 0.0 |
| DB ATT NRM | 10.0 | 10.0 |
| VRN | 1.0 | 1.0 |
| RATE NRM | 0.2 | 0.2 |
| VRN | 0.02 | 0.02 |
| JET OPT | P 1 | 1 |
| Y | 1 | 1 |
| CNTL ACCEL | 0 | 0 |

STS-3 DETAILED

MET
DRY001

CDR

PLT

MCC

NOTES

12:00
A AUTO
VERN
RT 0.4
DB 1.0

13:00

ORB
26

14:00

ORB
27

15:00

ORB
28

16:00

17:00

SLEEP

SLEEP

UPLINK (IF
REQD)
BLOCK DATA
& WEATHER DATA
ORBITS 28-32

ASCENDING NODE
ORB: 26
MET: 001:13:01:41
LON: 29.3 E

UPLINK
ORBITER S.V.

ASCENDING NODE
ORB: 27
MET: 001:14:30:49
LON: 6.5 E

ASCENDING NODE
ORB: 28
MET: 001:15:59:56
LON: 16.2 W

STS-3 DETAILED

MET
DAY 001
17:00

A AUTO
VERN
RT 0.4
DB 1.0

17:10

17:20

17:30

17:40

17:50

18:00

CDR

SLEEP

PLT

SLEEP

MCC

NOTES

ORB
29

ASCENDING NODE
ORB: 29
MET: 001:17:29:03
LON: 39.0 W

UPLINK
ORBITER S.V.

MET
DAY 001
18:00
A AUTO
VERN
RT 0.4
DB 1.0

P
V
S
E

STS-3 DETAILED

CDR

PLT

MCC

NOTES

18:10

18:20

18:30

18:40

18:50

19:00

ORB
30

SLEEP
CDR

SLEEP

SLEEP

ASCENDING NODE
ORB: 30
MET: 001:18:58:10
LON: 61.7 W

STS-3/FIN 02-15-82

STS-3 DETAILED

MET
DAY 001

19:00
R AUTO
VERN
RT 0.4
DB 1.0

19:10

19:20

19:30

19:40

19:50

20:00

CDR

SLEEP

PLT

SLEEP

MCC

NOTES

L-1 RKD

T
M
A
R
X
I

L-1 RKD

P
D
S
C
E

S
L
E
E
P

MET
DAY 001

P
V
S
E

STS-3 DETAILED

CDR

PLT

MCC

NOTES

A AUTO
VERN
RT 0.4
DB 3.1

POST SLEEP ACTIVITY

Configure: LIGHTING
COMM
ALERT TONE DURATION
CRTs

TPR AUDIO; On all AUD PNLs (Except MS) A/G 2 - RCV
MEAL PREP DAY 3 MEAL A (Cue Card)
ABL PORT RMS HTR - OFF

| DPS2 DAP CONFIG | A | B |
|-----------------|------|-------|
| (AT 1/20:00:00) | | |
| XLATION PULSE | 0.1 | 0.02 |
| ROT DSC RT NRM | 0.2 | 0.5 |
| VRN | 0.4 | 0.2 |
| PULSE NRM | 0.1 | 0.04 |
| VRN | 0.01 | 0.002 |
| COMP NRM | 0.0 | 0.0 |
| VRN | 0.0 | 0.0 |
| DB ATT NRM | 10.0 | 10.0 |
| VRN | 1.0 | 1.0 |
| RATE NRM | 0.2 | 0.2 |
| VRN | 0.02 | 0.02 |
| JET OPT | P 1 | 1 |
| | Y 1 | 1 |
| CNTL ACCEL | 0 | 0 |

20:10

20:20

20:30

20:40

20:50

21:00

ORB
31

SM CHECKPOINT (Cue Card)

TELEPRINTER MESSAGE
REVIEW

TELEPRINTER MESSAGE
REVIEW

UPLINK
ORBITER S.V.

TRR (IF
REQD)
BLOCK DATA
& WEATHER DATA
ORBITS 33-37
UPDATE
H2O SPLY DUMP
QTY TK A & B

UPDATE
TRI CH2 EARLIEST
MET of ENA
FWD LT STATUS

ASCENDING NODE
ORB: 31
MET: 001:20:27:17
LON: 84.5 W

T
B
D
R
I

T
M
A
X
I

MET
DAY 001

A AUTO
VERN
RT 0.4
DB 1.0

21:00

21:20

21:30

21:40

21:50

22:00

ORB
32

STS-3 DETAILED

CDR

PLT

MCC

NOTES

MEAL

MEAL

ASCENDING NODE
ORB: 32
MET: 001:21:56:23
LON: 107.3 N

MET
DAY 001
22:00

A AUTO
VERN
RT 0.4
DB 1.0

STS-3 DETAILED

CDR

PLT

MCC

NOTES

PDP ACT
(PAYLOAD OPS C/L, PDR)
EARLIEST MET OF ENABLE

SUPPLY WATER DUMP
(ORBIT OPS C/L, ECLS)

Dump TKS A & B
Dump to:
QTY A = _____ QTY B = _____

UPLINK
ORBITER S.V.
UPDATE
TRI CH2 EARLIEST
MET OF ENA
FWD LT STATUS

22:10

MD44F Pin CAB TEMP CNTLR in FULL COOL
position

PGU OPS, PGU DATA LOG (CUE CARD)

WCS CLEANING, SCREEN ADAPTER
INSPECTION/REPLACEMENT
(URINE COLLECTION Cue Card)

22:20

EC PURGE - AUTO (Cue Card)

RMS POWERUP/CHECKOUT
(PDRS OPS C/L, RMS PWRUP)

22:30

GAS HEAT (1)
GAS RELAY O3 LATENT TO HOT:
CLR (A--A)
O3 (A03L)
O/S (P03H)
E (H03H)
GAS RELAY O3 HOT TO LATENT:
CLR (A--A)
O3 (A03H)
O/S (P03L)
E (L03L)

Stars 34 & 41 available
from 1/22:43
to 1/23:23

INSTALL FWD WINDOW SHADES

22:40

AUTO MNVR TO IMU ALIGN ATT

MNVR OPTION: R * 16.3
P * 88.3
Y * 2.6

DAP: B/AUTO/VERN
(22:40) Initiate MNVR

| OPS2 DAP CONFIG | | |
|-----------------|-------|-------|
| (AT 1/22:50:00) | A | B |
| XLATION PULSE | 0.1 | 0.02 |
| ROT DSC RT NRM | 0.2 | 0.5 |
| VRN | 0.135 | 0.2 |
| PULSE NRM | 0.1 | 0.04 |
| VRN | 0.01 | 0.002 |
| COMP NRM | 0.0 | 0.0 |
| VRN | 0.0 | 0.0 |
| DB ATT NRM | 10.0 | 10.0 |
| VRN | 1.0 | 1.0 |
| RATE NRM | 0.2 | 0.2 |
| VRN | 0.02 | 0.02 |
| JET OPT | P 1 | 1 |
| Y | 1 | 1 |
| CNTL ACCEL | 0 | 0 |

STARS
or
OPP

B AUTO
VERN
RT 0.2
DB 1.0

22:50

CHANGE DAP A: ROT DISC RATE VERN - 0.135 */s
(ITEM 3)

TECH INHERIT/BERTH TEST
(PDRS OPS CL, RMS TESTS/LOADED)

STAR TRACKER SELF-TEST
(ORBIT OPS C/L, GNC)
IMU ALIGNMENT - S TRK
(ORBIT OPS C/L, GNC)
STAR ID: -Y: 34, MIAPLACIDUS
-Z: 41, DENEbola
ANG DIF: 88.6

| IMU ALIGN PAD | | |
|--------------------------------------|----------------|----------------|
| RECD ID: 232 <u>213</u> | ANG ERR | <u>0.2</u> |
| ANG 1 | 2 | 3 |
| ΔX | | |
| (+) <u>.11</u> | (-) <u>.17</u> | (+) <u>.02</u> |
| ΔY | | |
| (-) <u>.03</u> | (+) <u>.06</u> | (+) <u>.04</u> |
| ΔZ | | |
| (+) <u>.19</u> | (+) <u>.14</u> | (+) <u>.04</u> |
| EXECUTION TIME: <u>02-12-1,22:30</u> | | |

23:00

STS-3 DETAILED

CDR

PLT

MCC

NOTES

MET
DAY 001
23:00

B AUTO
VERN
RT 0.2
DB 1.0

ICONNECT: 1 (R) OMS to RCS
(ORBIT PKT C/L, RCS)

AUTO MNVR TO NOSE SUN ATT

MNVR OPTION R+ 53.6
P+ 4.2
Y+ 1.8

DAP: B/AUTO/VERN
(23:10) Initiate MNVR

MLR DEACTIVATION

✓ MLR ORB PHR ind - ON
✓ MLR MALFUNCTION ind - GRAY
Switch MLR to - PRE
✓ MLR ORB PHR ind - ON
✓ MLR MALFUNCTION ind - GRAY

RECORD MET

Either cable may be disconnected
if desired

ORB
33

23:30

A AUTO
VERN
RT 0.135
DB 1.0

START 2X ORB RATE

BODY VECT +2
DAP: A/AUTO/VERN
(23:30) Initiate ROT

HOUSEKEEPING

CONTROL SYSTEM EVALUATION
(PDRS POS C/L, RMS TESTS/LOADED)

UPDATE
OMS/RCS
ICONNECT
CONFIG

ASCENDING NODE
ORB: 33
MET: 001:23:25:30
LON: 130.0 W

TV SCENE: IECH/PDP
MCC CMD - LIVE

MET
DAY 002

STS-3 DETAILED

CDR

PLT
~

MCC

NOTES

A AUTO
VERN
RT 0.135
DB 1.0

DUAL G2 PRC OPS
(ORBIT OPS C/L, OPS)

00:10

O2 TK1 A, B auto
H2 TK1 A auto
O2 TK 3, 4 A, B(4) - OFF
H2 " " " (4) - OFF

~~RMS PRCS INTERACTION~~
(PDRS OPS C/L, RMS TESTS/LOADED)

PDP WAKE STAY

00:30

VERIFY PRCS INTERACTION
TEST COMPLETE

AUTO MNVR TO NOSE SUN ATT

MNVR OPTION R= 46.3
P=18274 4.2
Y=359.0 1.8

DAP: B/AUTO/VERN
(00:45) Initiate MNVR

~~TECH BERTH~~
(PDRS OPS C/L, IECH/UNBERTH/BERTH)

00:50

ORB
34

A AUTO
VERN
RT 0.135
DB 1.0
01:00

START 2X ORB RATE

BODY VECT +2
DAP: A/AUTO/VERN
(01:00) Initiate ROT

| OPS2 DAP CONEIG (AT 2/00:00:00) | A | B |
|------------------------------------|-------|-------|
| XLATION PULSE | 0.1 | 0.02 |
| ROT OSC RT NRM | 0.2 | 0.5 |
| VRN | 0.135 | 0.2 |
| PULSE | 0.1 | 0.04 |
| VRN | 0.01 | 0.002 |
| COMP | 0.0 | 0.0 |
| VRN | 0.0 | 0.0 |
| DB ATT | 10.0 | 10.0 |
| VRN | 1.0 | 1.0 |
| RATE | 0.2 | 0.2 |
| VRN | 0.02 | 0.02 |
| JET OPT | P 1 | 1 |
| | Y 1 | 1 |
| CNTL ACCEL | 0 | 0 |

ASCENDING NODE
ORB: 34
MET: 002:00:54:36
LON: 152.8 W

MET
DAY 002
01:00
A AUTO
VERN
RT 0.135
DB 1.0

STS-3 DETAILED

CDR

PLT

MCC

NOTES

VTR PLAYBACK of IECM BERTH
(PHOTO/TV C/L, TV SCENES) - MIL

BACKUP CRADLE
(PDRS OPS C/L, RMS TESTS/UNLOADED)

UPLINK
ORBITER S.V.

UPDATE
GO FOR POP
UNBERTH

VTR PLAYBACK: IECM BERTH

VTR

01:10
R11:H DFI POWER UP (MIL)
DFI PCM CONT 1,2,3 SGSC(three) - ON

01:20
R11:H DFI POWER DOWN
DFI PCM CONT 1,2,3 SGSC(three) - OFF

SINGLE
ORBIT OPS C/L, OPS
(ORBIT OPS C/L, OPS)

HOUSEKEEPING

RMS / PRCs INTERACTIONS

01:40
TV SETUP & ACT (TV02 - VCAP/PDP -
BEAM SEARCH
(PHOTO/TV C/L, TV SCENES) - LIVE, HAN,
GDS, MIL on 4-42

MF43C Unstow camera mount
MF57C Unstow camera & cable

01:50
PGU OPS, PGU DATA LOG (CUE CARD)

02:00

BCG
XDD
S
MIL
TT
MIL
XT
BDA
D
RR
BOT

MET
 DAY 002
 02:00

STS-3 DETAILED
 GDR

PLT

MCC

NOTES

A AUTO
 VERN
 RT 0.135
 DB 1.0

PDP UNBERTH
 (PDRS OPS C/L, PDP/UNBERTH/BERTH)

| OPS2 DDP CONFIG | A | B |
|-----------------|-----------|-------|
| (AT 2/02:00:00) | | |
| XLATION PULSE | 0.1 | 0.02 |
| ROT DSC RT NRH | 0.2 | 0.5 |
| | VRN 0.135 | 0.2 |
| PULSE | NRH 0.1 | 0.04 |
| | VRN 0.01 | 0.002 |
| COMP | NRH 0.0 | 0.0 |
| | VRN 0.0 | 0.0 |
| DB ATT | NRH 10.0 | 10.0 |
| | VRN 1.0 | 1.0 |
| RATE | NRH 0.2 | 0.2 |
| | VRN 0.02 | 0.02 |
| JET OPT | P 1 | 1 |
| | Y 1 | 1 |
| CNTL ACCEL | 0 | 0 |

02:10

02:20

02:30

02:40

02:50

03:00

MEAL PREP (Cue Card)
 Prepare DAY 3, MEAL B

ORB
 35

02:20 START

PDP A-FIELD MAP
 (PDRS OPS C/L, PDP A-FIELD)

PDP JOINT STANDBY
 (PDRS OPS C/L, PDP JOINT BEAM)

ASCENDING NODE
 ORB: 35
 MET: 002:02:23:42
 LON: 175.6 M

MET
DAY 002
03:00

A AUTO
VERN
RT 0.135
DB 1.0

03:10

03:20

03:30

03:40

03:50

04:00

STS-3 DETAILED

CDR

PLT

MCC

NOTES

MEAL

MEAL

DRB
36

ASCENDING NODE
ORB: 36
MET: 002:03:52:48
LON: 161.6 E

MET
DAY 002

STS-3 DETAILED
CDR

PLT

MCC

NOTES

04:00
A AUTO
VERN
RT 0.135
DB 1.0

PDP WAKE STANDBY
(PDRS OPS C/L, PDP/WAKE)
(+/- 10 MIN OF ORBITAL NOON)

UPLINK

UPDATE
FPEC START
TIME RUN
SEQ NUMS
WARTIMEQ
CABIN TV ON

| OPS2 DAP CONEIG | | A | A |
|-----------------|--------|----------|-------|
| (AT 2/04:00:00) | | | |
| XLATION | PULSE | 0.1 | 0.02 |
| ROT DSC | RT NRM | 0.2 | 0.5 |
| | VRN | 0.135 | 0.2 |
| | PULSE | NRM 0.1 | 0.04 |
| | | VRN 0.01 | 0.002 |
| COMP | NRM | 0.0 | 0.0 |
| | VRN | 0.0 | 0.0 |
| DB ATT | NRM | 10.0 | 10.0 |
| | VRN | 1.0 | 1.0 |
| RATE | NRM | 0.2 | 0.2 |
| | VRN | 0.02 | 0.02 |
| JET OPT | P | 1 | 1 |
| | Y | 1 | 1 |
| CNTL ACCEL | | 0 | 0 |

04:10

04:20

GAS HEAT (2)
Verify GAS HEAT (1) accomplished (4-36)
GAS RELAY 04 LATENT TO HOT:
CLR (A--A)
O4 (AO4H)
O/S (PO4H)
E (HO4H)
GAS RELAY 04 HOT TO LATENT:
CLR (A--A)
O4 (AO4H)
O/S (PO4L)
E (LO4L)

JOINT VCAP/PDP BEAM SEARCH
(PDRS OPS C/L, PDP /JOINT BEAM)

04:30

04:40

04:50

05:00

THAM
BCSSX
MLX
MILL
BDRA
R CNT
BOT

TV04 SCENE: VCAP/PDP
MCC CMD - LIVE

MOVE
TO NEW
ORB - RT
CALL

STS-3 DETAILED

CDR

PLT

MCC

NOTES

MET
DAY 002
05:00

A AUTO
VERN
RT 0.135
DB 1.0

05:10

05:20

ORB
37

05:30

05:40

05:50

06:00

JOINT VCAP/PDP BEAM SEARCH
(PDRS OPS C/L, PDP /JOINT BEAM)

UPDATE
FPEG START
TIME RUN
SEQ NUMS
VTR REQ

ASCENDING NODE
ORB: 37
MET: 002:05:21:53
LON: 138.8 E

UPLINK
ORBITER S.V.
UPDATE
PDP EMI SEARCH
AOS -1 TIMES

TPR (IF
REQD)
BLOCK DATA
& WEATHER DATA
ORBITS 38-42

T
Y
R
I

G
M
M

H
H
H
H

C
C
B
B
G
G
X
X
D
D
S
S

M
L
X
T
T
M
I
L
L

STS-3 DETAILED

CDR

PLT

MCC

NOTES

MET
DAY 002
06:00

A AUTO
VERN
RT 0.135
DB 1.0

06:10

06:20

06:30

06:40

06:50

07:00

PDP EMI SEARCH
(PDRS OPS C/L, PDP/EMI)

| DPS2 DAP CONFIG (AT 2/06:00:00) | A | B |
|------------------------------------|-------|-------|
| XLATION PULSE | 0.1 | 0.02 |
| ROT DSC RT NRM | 0.2 | 0.5 |
| VRN | 0.135 | 0.2 |
| PULSE NRM | 0.1 | 0.04 |
| VRN | 0.01 | 0.002 |
| COMP NRM | 0.0 | 0.0 |
| VRN | 0.0 | 0.0 |
| DB ATT NRM | 10.0 | 10.0 |
| VRN | 1.0 | 1.0 |
| RATE NRM | 0.2 | 0.2 |
| VRN | 0.02 | 0.02 |
| JET OPT | P 1 | 1 |
| | Y 1 | 1 |
| CNTL ACCEL | 0 | 0 |

ASCENDING NODE
ORB: 38
MET: 002:06:50:58
LON: 116.1 E

STS-3 DETAILED

CDR

PLT

MCC

NOTES

MET
DAY 002
07:00

A AUTO
VERN
RT 0.135
DB 1.0

07:10

07:20

07:30

07:40

B AUTO
VERN
RT 0.2
DB 1.0

07:50

08:00

TEMP MONITOR
DFI RACK\ Temp Monitor - N
L6
Insert Jack
Record Temperature (See PAD)
Temp Monitor - OFF

AUTO MNVR TO IMU ALIGN ATT
MNVR OPTION: R + 14.92
P + 86.1
Y + 1.9

DAP: B/AUTO/VERN
(07:42) Initiate MNVR
IMU ALIGNMENT - S TRK
(ORBIT OPS C/L, GNC)
STAR ID: -Y: 34, MIAPLACIDUS
-Z: 41, DENEbola
ANG DIF: 88.6

CORS CALIBRATION
(ORBIT OPS C/L, GNC)
STAR ID: -Z 31, ~~CASTOR~~
41, Denebola

NS
R 117.7
P 4.2
Y 1.8

PDP EMI SEARCH
(PDRS OPS C/L, PDP/EMI)

PDP BERTH
(PDRS OPS C/L, PDP /INBERTH/BERTH)

RMS POWERDOWN
(PDRS OPS C/L, RMS PMRON)

UPDATE
Go for
PDP Berth
UPDATE
PDP EMI SEARCH
ROS -1 TIMES

UPDATE
TRI CH2 Latest
MET of DISABLE

| <u>TEMP MONITOR PAD</u> | |
|-------------------------|--------|
| JACK 1 | JACK 2 |
| TEMP 79.8 | 76.2 |
| JACK 3 | JACK 4 |
| TEMP 84.6 | 85.0 |
| JACK 5 | JACK 6 |
| TEMP 80.4 | 83.2 |
| JACK 7 | JACK 8 |
| TEMP - | 75.5 |

Stars 34 & 41 available
from 2/7:39
to 2/8:18

| <u>IMU ALIGN PAD</u> | |
|-------------------------------|---------------|
| REOD ID: -Y 3 4 -Z 4 | ANG ERR - .01 |
| ANG 188.6 | 2 3 |
| Δ X (+) .08 (-) .15 (+) .02 | |
| Δ Y (-) .01 (+) .09 (+) .09 | |
| Δ Z (+) .13 (+) .11 (+) .03 | |
| EXECUTION TIME: 03 10 23 6.05 | |

STS-3 DETAILED

MET
DAY 002
08:00
08:10
08:20
08:30
08:40
08:50
09:00

B AUTO
VERN
RT 0.2
DB 1.0

A AUTO
VERN
RT 0.135
DB 1.0

ORB
39

CDR
AUTO MNVR TO NOSE SUN ATT
MNVR OPTION R-114.8
P+ 4.2
Y+ 1.8
DAP: B/AUTO/VERN
(08:12) Initiate MNVR

START 2X ORB RATE
BODY VECT +2
DAP: A/AUTO/VERN
(08:17) Initiate ROT

WHOLE GAS SAMPLE (FTO 361-01)
MA9L Fill Air Bottle # 2

MEAL PREP (Cue Card)
Prepare DAY 3, MEAL C

PLT
~

RMS POWERDOWN
(PDRS OPS C/L, RMS PWRDN)

PDP DEACT
(PAYLOAD OPS C/L, PDP)

Latest MET of disable:

1-3 not uplinked

Done at

8:26 LT ORP

FIRE/SMOKE DETECT/SUPPRESS TEST
(ORBIT OPS C/L, EPS)

ANNUNCIATOR, C/W LAMP TEST
(ORBIT OPS C/L, EPS)

CRYO TANK THERMAL TEST
(FTO 343-01)
O2 TK1 HTRS A, B (two) - OFF
H2 TK1 HTRS A, B (two) - OFF

MCC

NOTES

| OPS2 DAP CONFIG | A | B |
|-----------------|-------|-------|
| (AT 2/08:14:00) | | |
| XLATION PULSE | 0.1 | 0.02 |
| ROT DSC RT NRM | 0.2 | 0.5 |
| VRN | 0.135 | 0.2 |
| PULSE NRM | 0.1 | 0.04 |
| VRN | 0.01 | 0.002 |
| COMP NRM | 0.0 | 0.0 |
| VRN | 0.0 | 0.0 |
| OB ATT NRM | 10.0 | 10.0 |
| VRN | 1.0 | 1.0 |
| RATE NRM | 0.2 | 0.2 |
| VRN | 0.02 | 0.02 |
| JET OPT | P | 1 |
| | Y | 1 |
| CNTL ACCEL | 0 | 0 |

ASCENDING NODE
ORB: 39
MET: 002:08:20:03
LON: 93.3 E

MET
DAY002
09:00

R AUTO
VERN
RT 0.135
DB 1.0

STS-3 DETAILED

CDR

PLT

MCC

NOTES

09:10

09:20

09:30

09:40

09:50

10:00

1000

T
I
B
O
T
T
O
M



S
R
A

ORB
40

P
D
P
S
E
E

P
R
C

MEAL

MEAL

UPDATE
H2O SPLY DUMP
QTY TK A & B

ASCENDING NODE
ORB: 40
MET: 002:09:49:08
LON: 70.5 E

MET
DAY 002
10:00

A AUTO
VERN
RT 0.135
DB 1.0

10:10

10:20

10:30

10:40

10:50

11:00

STS-3 DETAILED

CDR

PLT

MCC

NOTES

PGU OPS, PGU DATA LOG. (CUE CARD)

| OPS2 DAP CONFIG | | A | B |
|-----------------|-----|-------|-------|
| (AT 2/10:00:00) | | | |
| XLATION PULSE | | 0.1 | 0.02 |
| ROT DSC RT NRM | | 0.2 | 0.5 |
| | VRN | 0.135 | 0.2 |
| PULSE | NRM | 0.1 | 0.04 |
| | VRN | 0.01 | 0.002 |
| COMP | NRM | 0.0 | 0.0 |
| | VRN | 0.0 | 0.0 |
| DB ATT | NRM | 10.0 | 10.0 |
| | VRN | 1.0 | 1.0 |
| RATE | NRM | 0.2 | 0.2 |
| | VRN | 0.02 | 0.02 |
| JET OPT | P | 1 | 1 |
| | Y | 1 | 1 |
| CNTL ACCEL | | 0 | 0 |

EC PURGE - AUTO (Cue Card)

EXERCISE

SUPPLY WATER DUMP
(ORBIT OPS C/L, ECLS)

Dump TKS A & B

Dump to:

QTY A = 40 QTY B = 0

CO2 ABSORBER REPLACEMENT
(5 into A)

UPLINK
ORBITER S.V.

HOUSEKEEPING

HOUSEKEEPING

DEI POWER UP (AGO)
R11:H DEI PCM CONT 1,2,3 SGSC(three) - ON

PRIVATE MEDICAL COMMUNICATION
(If Required) (AGO)

PRIVATE MEDICAL COMMUNICATION
(If Required)

DEI POWER DOWN
R11:H DEI PCM CONT 1,2,3 SGSC(three) - OFF

T H A W I I

T S A R A

MET
DAY 002

STS-3 DETAILED

CDR

PLT

MCC

NOTES

11:00
A AUTO
VERN
RT 0.135
DB 1.0

EXERCISE

COLD CASE
(PDRS OPS C/L, RMS TESTS/THERMAL)
Perform step 1 (HTRS-AUTO)

ICONNECT RETURN (OPS 2,3)
(ORBIT PKT C/L, RCS)

M044F Pin CAB TEMP CNTLR in FULL
HEAT position

PRE SLEEP ACTIVITY
Configure: LIGHTING

BACKUP TONES:
M042F MIDDECK SPKR AUD PHR - AUD
/SPKR PHR - SPKR/MIC
VOL - as reqd
/TONES - ACCU/BYP

SET OFF AN ALERT TONE AND ADJUST
BYPASS TONE VOLUME AS REQ

M042F AUDIO PHR - AUD/TONE
A13 SET OFF AN ALERT TONE AND ADJUST AUDIO
VOLUME AS REQ

TPR AUDIO:
R10 /MS AUD PHR - AUD
/A/G 1 - OFF
/A/G 2 - T/R
/A/A - OFF
/ICOM (two) - OFF
All other AUD PNLs A/G 2 - OFF

ALERT TONE DURATION
SM CHECKPOINT (CUE CARD)
CRT TIMER for WAKE UP
/CRT 4 MAJ FUNC - SM
CRTs (one STBY, three OFF)
WINDOW SHADES/FILTERS

C3 /DFI RCDRS PCM - LO SAMP

MEDICAL DATA REPORT (MICROCASSETTE)
RECORDER Due Card

A8L PORT RMS HTR - AUTO

ASCENDING NODE
ORB: 41
MET: 002:11:18:13
LON: 47.8 E

ORB
41

11:20

11:30

11:40

11:50

12:00

BOOTH

ISS

T
H
M

MET
DAY 002
12:00

STS-3 DETAILED

CDR

PLT

MCC

NOTES

A AUTO
VERN
RT 0.135
DB 1.0

ORB
42

13:00

ORB
43

14:00

15:00

ORB
44

16:00

17:00

SLEEP

SLEEP

TPR (IF
REQD)
BLOCK DATA
& WEATHER DATA
ORBITS 43-47

ASCENDING NODE
ORB: 42
MET: 002:12:47:17
LON: 25.0 E

ASCENDING NODE
ORB: 43
MET: 002:14:16:21
LON: 2.3 E

ASCENDING NODE
ORB: 44
MET: 002:15:45:25
LON: 20.4 W

UPLINK
ORBITER S.V.

STS-3 DETAILED

MET
DRY 002
17:00

R AUTO
VERN
RT 0.135
DB 1.0

17:10

17:20

17:30

17:40

17:50

18:00

CDR

SLEEP

PLT

SLEEP

MCC

UPLINK
ORBITER S.V.

NOTES

ASCENDING NODE
ORB: 45
MET: 002:17:14:29
LON: 43.2 W

ORB
45

TIDKRRAMDRX

MET
DAY 002

STS-3 DETAILED

A AUTO
VERN
RT 0.135
DB 1.0

18:00
18:10
18:20
18:30
18:40
18:50
19:00

ORB
46

P
V
S
E
E
E
E

CDR

SLEEP

PLT

SLEEP

MCC

NOTES

ASCENDING NODE
ORB: 46
MET: 002:18:43:32
LON: 65.9 M

M
R
D
X
T
T
L

MET
DAY 002

R AUTO
VERN
RT 0.135
DB 1.0

19:10

19:20

19:30

19:40

19:50

20:00

STS-3 DETAILED

CDR

SLEEP

PLT

SLEEP

MCC

NOTES

MARK

YART

ORR

MET
DAY 002
20:00

A AUTO
VERN
RT 0.135
DB 1.0

20:10

ORB
47

20:20

20:30

20:40

20:50

21:00

STS-3 DETAILED

CDR

PLT

MCC

NOTES

POST SLEEP ACTIVITY

Configure: LIGHTING

COMM

ALERT TONE DURATION

CRTs

TPR AUDIO: On all AUD PNLS (Except MS) A/G 2 - RCV
MEAL PREP DAY 4 MEAL A (Cue Card)

2200 TR9
ON

SM CHECKPOINT (Cue Card)

COLD CASE
(PDRS OPS C/L, RMS TESTS/THERMAL)
STEP 2 ONLY (HTRS OFF)

TELEPRINTER MESSAGE
REVIEW

TELEPRINTER MESSAGE
REVIEW

ASCENDING NODE
ORB: 47
MET: 002:20:12:36
LON: 88.7 W

| OPS2 DAP CONFIG (RT 2/20:00:00) | A | B |
|------------------------------------|-------|-------|
| XLATION PULSE | 0.1 | 0.02 |
| ROT DSC RT NRH | 0.2 | 0.5 |
| VRN | 0.135 | 0.2 |
| PULSE NRH | 0.1 | 0.04 |
| VRN | 0.01 | 0.002 |
| COMP NRH | 0.0 | 0.0 |
| VRN | 0.0 | 0.0 |
| DB ATT NRH | 10.0 | 10.0 |
| VRN | 1.0 | 1.0 |
| RATE NRH | 0.2 | 0.2 |
| VRN | 0.02 | 0.02 |
| JET OPT | P 1 | 1 |
| | Y 1 | 1 |
| CNTL ACCEL | 0 | 0 |

UPLINK
ORBITER S.V.

T BOARD

T MAX
D

MET
DAY 002

STS-3 DETAILED

CDR

PLT

MCC

NOTES

A AUTO
VERN
RT 0.135
DB 1.0

21:00

21:20

21:30

21:40

21:50

B AUTO
VERN
RT 0.2
DB 1.0

22:00

ORB
48

AUTO MNVR TO LML ALIGN ATT
MNVR OPTION: R + 100.5
P + 248.6
Y + 348.1

DAP: B/AUTO/VERN
← (21:50) Initiate MNVR

MEAL

MEAL

TPR (IF
REQD)
BLOCK DATA
& WEATHER DATA
ORBITS 48-52

ASCENDING NODE
ORB: 48
MET: 002:21:41:39
LON: 111.4 W

UPDATE
TRI CH2 EARLIEST
MET of ENA
FWD LT STATUS

Stars 60 & 49 available
from 2/21:32
to 2/22:17

YARR

TT
ML
IXT
ITD
A

STS-3 DETAILED

NET
DAY 002
22:00

B AUTO
VERN
RT 0.2
DB 1.0

22:10

22:20

22:30

A AUTO
VERN
RT 0.135
DB 1.0

22:40

22:50

23:00

CDR

STAR TRACKER SELF-TEST
(ORBIT OPS C/L, GNC)
TMU ALIGNMENT - S TRK
(ORBIT OPS C/L, GNC)
STAR ID: -Y: 60, ENIF
-Z: 49, KOCHAB
ANG DIF: 84.1

AUTO MNVR TO NOSE SUN
MNVR OPTION R+ 59.7
P+ 4.2
Y+ 1.8

DAP: B/AUTO/VERN
(22:14) Initiate MNVR
EC PURGE - AUTO (Cue Card)

ICONNECT: 1 (R) DMS to RCS
(ORBIT PKT C/L, RCS)

START 2X DRB RATE
BODY VECT +2
DAP: A/AUTO/VERN
(22:30) Initiate ROT

EEVT OPS
(PAYLOAD OPS C/L, EEVT)
PERFORM STEP 1 Column Prep
STEP 2 Sample Prep
SAMPLE 3

EEVT OPS
(PAYLOAD OPS C/L, EEVT)
PERFORM STEP 3 EEVT RUN

PLT

PDP ACT
(PAYLOAD OPS C/L, PDP)
EARLIEST MET OF ENABLE

FWD LT STATUS

MD44F Pin CAB TEMP CNTLR in FULL COOL position

WCS CLEANING, SCREEN ADAPTER
INSPECTION/REPLACEMENT
(URINE COLLECTION Cue Card)

RMS POWERUP/CHECKOUT
(PDRS OPS C/L, RMS PHRUP)

COLD CASE
(PDRS OPS C/L, RMS TESTS/THERMAL)
Perform Step 3 only (HTRS AUTO)
POWER UP TACANS (FTO 379-01)
07 TACAN (three) MODE - T/R
(three) ANT SEL - LOWER
CH 1 - ~~073X~~ 120X
CH 2 - ~~120X~~ 094X
CH 3 - ~~094X~~ 073X
(22:50) Channels are for Mexico, USA

G2 TO G8 TRANSITION
GNC 0 GPC MEMORY
CONFIG - ITEM 1 + 8
MODIFY MC 8 per MC 8 CONFIG TABLE
Continued on 4-57

MCC

NOTES

| OPS2 DAP CONFIG | A | B |
|-----------------|-----------|-------|
| (AT 2/22:00:00) | | |
| XLATION PULSE | 0.1 | 0.02 |
| ROT DSC RT | NRM 0.2 | 0.5 |
| | VRN 0.135 | 0.2 |
| PULSE | NRM 0.1 | 0.04 |
| | VRN 0.01 | 0.002 |
| COMP | NRM 0.0 | 0.0 |
| | VRN 0.0 | 0.0 |
| DB ATT | NRM 10.0 | 10.0 |
| | VRN 1.0 | 1.0 |
| RATE | NRM 0.2 | 0.2 |
| | VRN 0.02 | 0.02 |
| JET OPT | P 1 | 1 |
| | Y 1 | 1 |
| CNTL ACCEL | 0 | 0 |

START
OF
OPPORTUNITY

TMU ALIGN PAD
REQD ID: -Y 18 -Z 214 ANG ERR .02
ANG 1 97.32 2 2 3 3
Δ X
(+) .23 (-) .17 (+) .01
Δ Y
(-) .12 (+) .00 (+) .17
Δ Z
(+) .16 (-) .10 (+) .36

EXECUTION TIME: 01 123:06:30

| CONFIG | 8 |
|--------|-------|
| GRC | 10000 |
| STR 1 | 1 |
| 2 | 1 |
| 3 | 1 |
| 4 | 1 |
| PL 1/2 | 0 |
| CRT 1 | 1 |
| 2 | 1 |
| 3 | 0 |
| 4 | 1 |
| L 1 | 0 |
| 2 | 0 |
| MM 1 | 1 |
| 2 | 1 |

UPDATE
H2O SPLY DUMP
QTY TK A & B

MET
DAY 002

23:00

A AUTO
VERN
RT 0.135
DB 1.0

23:10

ORB
49

23:20

23:30

23:40

23:50

003
00:00

STS-3 DETAILED

CDR

PLT

MCC

NOTES

EEVT OPS (CONTINUED)

Continued from 4-56
If interconnected, terminate OMS/RCS gauging
GNC 23 RCS
OMS PRESS ENA: OFF - ITEM 7 EXEC

GNC OPS 801 PRO
GNC ECS/DED DIS C/O
DAP: A/AUTO/VERN

If interconnected, reinitialize OMS/RCS gauging
GNC 23 RCS
OMS PRESS ENA: L(R) OMS - ITEM 5(6) EXEC

SUPPLY WATER DUMP
(ORBIT OPS C/L, ECLS)
Dump TKS A & B
Dump to:
QTY A = _____ QTY B = _____

GAS SYNC ①

DEFI POWER UP (MIL/BDR)
R11:H DEFI PCM CONT 1,2,3 SGSC(three) - ON

PGU OPS, PGU DATA LOG (CUE CARD)

SWITCH TACAN CH (FTO 379-01)
07 TACAN CH 1 - ~~078X~~ 072X
CH 2 - ~~084X~~ 078X
CH 3 - ~~072X~~ 084X
✓ (three) ANT SEL - ~~LOWER~~ UPPER
(23:35) Channels are for Africa
UPPER
LOWER

DEFI POWER DOWN
R11:H DEFI PCM CONT 1,2,3 SGSC(three) - OFF

FC PURGE

EEVT OPS
(PAYLOAD OPS C/L, EEVT)
PERFORM STEP 4 Sample Freeze

16MM CAMR SETUP (16MM/05-INTERDECK XFER)
(PHOTO/TV C/L, 16MM SCENES)

HOUSEKEEPING

ASCENDING NODE
ORB: 49
MET: 002:23:10:42
LON: 134.2 N

GAS SYNC ①
GAS RELAY 04 LATENT TO HOT:
CLR (A--A)
04 (A04L)
O/S (P04H)
E (H04H)
GAS RELAY 04 HOT TO LATENT:
CLR (A--A)
04 (A04H)
O/S (P04L)
E (L04L)

T
M
L
X
B
D
R
M
A
D
M
A
X

I
O
S

STS-3 DETAILED

CDR

PLT

MCC

NOTES

MET
DAY 003
00:00

A AUTO
VERN
RT 0.135
DB 1.0

00:10

00:20

00:30

00:40

00:50

01:00

16MM CAMR ACT (16MM/05-INTERDECK XFER)
FSO S392-02
(PHOTO/TV C/L, 16MM SCENES)

16MM CAMR DEACT (16MM/05-INTERDECK XFER)
(PHOTO/TV C/L, 16MM SCENES)

EEVT OPS
(PAYLOAD OPS C/L, EEVT)
PERFORM STEP 5 Post Ops

SWITCH TACAN CH (FTO 379-01)
07 ✓ TACAN CH 1 - ~~078X~~ 078X
CH 2 - 086X 072X
✓ CH 3 - 072X 072X
(three) ANT SEL - ~~086X~~ LOWER
(00:15) Channels are for Australia, USA

CRYO TANK THERMAL TEST
(FTO 343-01)
02 TK1 HTRS A, B (two) - AUTO
H2 TK1 HTRS A, B (two) - AUTO

EEVT OPS
(PAYLOAD OPS C/L, EEVT)
PERFORM STEP 1 Column Prep
STEP 2 Sample Prep
SAMPLE 4

EEVT OPS
(PAYLOAD OPS C/L, EEVT)
PERFORM STEP 3 EEVT RUN

EXERCISE

EXERCISE

| QPS2 DAP CONFIG | A | B |
|-----------------|-------|-------|
| (AT 3/00:00:00) | | |
| XLATION PULSE | 0.1 | 0.02 |
| ROT DSC RT NRM | 0.2 | 0.5 |
| VRN | 0.135 | 0.2 |
| PULSE | 0.1 | 0.04 |
| VRN | 0.01 | 0.002 |
| COMP | 0.0 | 0.0 |
| VRN | 0.0 | 0.0 |
| DB ATT | 10.0 | 10.0 |
| VRN | 1.0 | 1.0 |
| RATE | 0.2 | 0.2 |
| VRN | 0.02 | 0.02 |
| JET OPT | P 1 | 1 |
| | Y 1 | 1 |
| CNTL ACCEL | 0 | 0 |

ASCENDING NODE
ORB: 50
MET: 003:00:39:44
LON: 156.9 W

UPLINK
ORBITER S.V.

TV SCENE: RMS VIEWS
MCC CMD - LIVE

TTDS

TYARR
1. RRRO.1

GSDS
TTT
BUC
TTT
TTT

MNLX
TTT
TTT

MET
DAY 003

STS-3 DETAILED

CDR

PLT

MCC

NOTES

A AUTO
VERN
RT 0.135
DB 1.0

07 SWITCH TACAN CH (FTO 379-01)
 TACAN CH 1 - ~~058X~~ 082X
 CH 2 - 104X
 CH 3 - ~~002X~~ 058X
 ✓ ANT SEL 1 - UPPER
 2 - LOWER UPPER
 3 - LOWER UPPER
 (01:10) Channels are for Africa, Australia

EEVT OPS (CONTINUED)

MEAL PREP (Cue Card)
 Prepare DAY 4, MEAL B

VCAP BEAM VISUAL SEARCH
 (PAYLOAD OPS C/L, VCAP)
 Perform During Darkness

COLD CASE
 (PDRS OPS C/L, RMS TESTS/THERMAL)
 Perform Step 4 only
 (HTRS-OFF)

EEVT OPS
 (PAYLOAD OPS C/L, EEVT)
 PERFORM STEP 4 Sample Freeze

01:00
01:10
01:20
01:30
01:40
01:50
02:00

W
M
L
X

T
I
D
K
R

B
O
T
T
O
M

T
I
Y
A
R

O
R
R

STS-3 DETAILED

MET
DAY 003

02:00
A AUTO
VERN
RT 0.135
DB 1.0

ORB
51

02:10

02:20

02:30

02:40

02:50

03:00

CDR

VCAP BEAM VISUAL SEARCH
(PAYLOAD OPS C/L, VCAP)

EEVT OPS (CONTINUED)

07 SWITCH TACAN CH (FTO 379-01)
TACAN CH 1 - ~~104X~~ 100X
CH 2 - ~~400X~~ 116X
CH 3 - ~~116X~~ 104X UPPER
ANT SEL 1 - LOWER
 2 - UPPER
 3 - LOWER LOWER
(02:10) Channels are for Hawaii

07 SWITCH TACAN CH (FTO 379-01)
TACAN CH 1 - ~~116X~~ 111X
CH 2 - ~~411X~~ 116X
CH 3 - 100X
ANT SEL 1 - LOWER
 2 - UPPER
 3 - LOWER
(02:20) Channels are for USA

EEVT OPS
(PAYLOAD OPS C/L, EEVT)
PERFORM STEP 5 Post Ops

EEVT OPS
(PAYLOAD OPS C/L, EEVT)
PERFORM STEP 1 Column Prep
STEP 2 Sample Prep
SAMPLE 5

07 SWITCH TACAN CH (FTO 379-01)
TACAN CH 1 - ~~092X~~ 108X
CH 2 - ~~400X~~ 092X
CH 3 - 112X LOWER, UPPER, LOWER
(three) ANT SEL - UPPER
(02:45) Channels are for Africa, Australia, USA

MEAL

MEAL

PLT

MCC

NOTES

ASCENDING NODE
ORB: 51
MET: 003:02:08:47
LON: 179.7 W

| OPS2 DAP CONFIG | A | B |
|-----------------|-------|-------|
| (AT 3/02:00:00) | | |
| XLATION PULSE | 0.1 | 0.02 |
| ROT DSC RT NRM | 0.2 | 0.5 |
| PULSE VRN | 0.135 | 0.2 |
| COMP VRN | 0.01 | 0.002 |
| DB ATT VRN | 0.0 | 0.0 |
| RATE VRN | 10.0 | 10.0 |
| JET OPT P | 1 | 1 |
| CNTL ACCEL Y | 1 | 1 |
| | 0 | 0 |

SPC
VCAP

TPR (IF REQD)
BLOCK DATA
& WEATHER DATA
ORBITS 53-57

STS-3 DETAILED

MET
DAY 003
03:00

A AUTO
VERN
RT 0.135
DB 1.0

03:10

03:20

03:30

03:40

03:50

ORB
52

CDR

MEAL

PLT

MEAL

MCC

NOTES

ASCENDING NODE
ORB: 52
MET: 003:03:37:49
LON: 157.5 E

07 SWITCH TACAN CH (FTO 379-01)
TACAN CH 1 092X, CH 2 59Y, CH 3 59Y
2 (three) ANT SEL - UPPER
(04:00) Channels are for USA (KSC)

PBO TV MNR
(PDRS OPS C/L, RMS TESTS/UNLOADED) - LIVE
GDS, MIL

SEC
VCAP

T
V
J TV SCENE: 120 DEG ELBOM
VIEWS
CREW & MCC CMD - LIVE

T
I
B
O
T
T
L
E

T
I
M
E

C
D
S
X
T
T
L
B
T
U
I
L
C

STS-3 DETAILED

CDR

PLT

MCC

NOTES

NET
DAY 003

04:00
A AUTO
VERN
RT 0.135
DB 1.0

04:10

04:20

04:30

04:40

04:50

05:00

EEVT OPS
(PAYLOAD OPS C/L, EEVT)
PERFORM STEP 4 Sample Freeze

PGU OPS, PGU DATA LOG (CUE CARD)

07 POWERDOWN TACANS (END FTO 379-01)
TACAN (three) MODE - OFF
(three) ANT SEL - AUTO

EEVT OPS
(PAYLOAD OPS C/L, EEVT)
PERFORM STEP 5 Post Ops

EEVT OPS
(PAYLOAD OPS C/L, EEVT)
PERFORM STEP 1 Column Prep
STEP 2 Sample Prep
SAMPLE 6

PDP TV MNVR
(PDRS OPS C/L, RMS TESTS/UNLOADED) - LIVE
GDS, MIL

PDP UNBERTH
(PDRS OPS C/L, PDP/UNBERTH/BERTH)

COLD CASE
(PDRS OPS C/L, RMS TESTS/THERMAL)
Perform step 5

GA TO G2 TRANSITION ①

| QPS2 DAP CONFIG | | A | B |
|-----------------|-----|-------|-------|
| (AT 3/04:00:00) | | | |
| XLATION PULSE | | 0.1 | 0.02 |
| ROT DSC RT NRM | | 0.2 | 0.5 |
| | VRN | 0.135 | 0.2 |
| PULSE NRM | | 0.1 | 0.04 |
| | VRN | 0.01 | 0.002 |
| COMP NRM | | 0.0 | 0.0 |
| | VRN | 0.0 | 0.0 |
| DB ATT NRM | | 10.0 | 10.0 |
| | VRN | 1.0 | 1.0 |
| RATE NRM | | 0.2 | 0.2 |
| | VRN | 0.02 | 0.02 |
| JET OPT | P | 1 | 1 |
| | Y | 1 | 1 |
| CNTL ACCEL | | 0 | 0 |

TV SCENE: 120 DEG ELBOW
VIEWS
CREW & MCC CMD - LIVE

GA TO G2 TRANSITION ①
GNC 0 GPC MEMORY
CONFIG - ITEM 1+2
MODIFY MC 2 per MC2 CONFIG TABLE

If interconnected, terminate
QMS/RCS gauging
GNC 23 RCS
QMS PRESS ENA: OFF - ITEM 7 EXEC

GNC OPS 201 PRO
GNC UNIV POINTING
DAP: A/AUTO/VERN

If interconnected, reinitialize
QMS/RCS gauging
GNC 23 RCS
QMS PRESS ENA:
L(R) QMS - ITEM 5(6) EXEC
GNC UNIV PTG

| MC 2 CONFIG TABLE | |
|-------------------|-------|
| CONFIG | 2 |
| QPC | 10000 |
| STR 1 | 1 |
| 2 | 1 |
| 3 | 1 |
| 4 | 1 |
| PL 1/2 | 0 |
| CRT 1 | 1 |
| 2 | 1 |
| 3 | 0 |
| 4 | 1 |
| L 1 | 0 |
| 2 | 0 |
| MN 1 | 1 |
| 2 | 1 |

STS-3 DETAILED

CDR

PLT

MCC

NOTES

MET
DAY 003
05:00
R AUTO
VERN
RT 0.135
DB 1.0

ORB
53

E EVT OPS. (CONTINUED)

E EVT OPS
(PAYLOAD OPS C/L, EEVT)
PERFORM STEP 3 EEVT RUN

R 90
 P 412
 V 1-8
 5:27:49 ROT
 .135

SEAT/POS CONFIG ①

SUITS DONNING. (Cue Card)

ASCENDING NODE
ORB: 53
MET: 003:05:06:51
LON: 134.8 E

SEAT/POS CONFIG ①

- C2 Attach SUIT Cue Card to locker
Stow Helmet Bag near seat
✓ Vent Hose connected to seat
Config seat
- ✓ PDS stowed
- C9 SEAT 02 - OP

05:10

05:20

05:30

05:40

05:50

06:00

DEI POWER UP (BUC/MTL)
R11:H DFI PCM CONT 1,2,3 SGSC(three) - ON

DEI POWER DOWN
R11:H DFI PCM CONT 1,2,3 SGSC(three) - OFF

TV SETUP (TV09 - INSECT MOTION STUDY)
(PHOTO/TV C/L, TV SCENES) - LIVE

C9 SUIT FAN ACT
Suit Fan - ON
SEAT INGRESS

UPLINK
ORBITER S.V.

SEC
VCAP

YEAR
 CMH
 HRM
 T
 M
 L
 L
 T
 X
 I
 I

MET
DRY 003
06:00

A AUTO
VERN
RT 0.135
DB 1.0

STS-3 DETAILED

CDR

PLT

MCC

NOTES

SEAT INGRESS (CONTINUED)

SEAT EGRESS

EEVT OPS
(PAYLOAD OPS C/L, EEVT)
PERFORM STEP 4 Sample Freeze

TEMP MONITOR
DFI RACK\ Temp Monitor - N
L6

Insert Jack
Record Temperature (See PRD)
Temp Monitor - OFF

TV SETUP (TV09 - INSECT MOTION STUDY)
(Photo/TV C/L, TV SCENES) - LIVE

SUIT FAN DEACT
SEAT 02 - CL
SUIT FAN - OFF
SUIT DOFFING (Cue Card)

C9

06:10

06:20

06:30

06:40

06:50

07:00

ORB
54

EEVT OPS
(PAYLOAD OPS C/L, EEVT)
PERFORM STEP 5 Post Ops

TV ACT (TV09 - INSECT MOTION STUDY)
(PHOTO/TV C/L, TV SCENES) - LIVE, GDS

MA9L UNSTOW INSECT MOTION STUDY
VELCRO TO AIRLOCK

| OPS2 DAP CONEIG | A | B |
|-----------------|-------|-------|
| (AT 3/06:00:00) | | |
| XLATION PULSE | 0.1 | 0.02 |
| ROT DSC RT NRM | 0.2 | 0.5 |
| VRN | 0.135 | 0.2 |
| PULSE | 0.1 | 0.04 |
| VRN | 0.01 | 0.002 |
| COMP | 0.0 | 0.0 |
| VRN | 0.0 | 0.0 |
| DB ATT | 10.0 | 10.0 |
| VRN | 1.0 | 1.0 |
| RATE | 0.2 | 0.2 |
| VRN | 0.02 | 0.02 |
| JET OPT | P 1 | 1 |
| | Y 1 | 1 |
| CNTL ACCEL | 0 | 0 |

| TEMP MONITOR PAD | | |
|------------------|--------|--------|
| | JACK 1 | JACK 2 |
| TEMP | 79.7 | 76.1 |
| | JACK 3 | JACK 4 |
| TEMP | 82.4 | 83.4 |
| | JACK 5 | JACK 6 |
| TEMP | 78.2 | 80.8 |
| | JACK 7 | JACK 8 |
| TEMP | | 74.1 |

ASCENDING NODE
ORB: 54
MET: 003:06:35:53
LON: 112.0 E

SEAT INGRESS

DROGUE GUN COVER - stow

Ingress seat, connect SEAT KIT STRAPS
VENT HOSE*
SPURS
BIOMED CABLE*

G SUIT VLV - OFF*

HELMET, GLOVES* - remove, stow bag

Connect COMM CABLE, Restraint Strap

O2 HOSES (G Suit*), safety clips

COMM PWR - OFF

Doff, stow COMM EQUIP

COMM PWR - SUIT (down)

LAP BELT - connect over O2 hoses

HELMET - don, √comm

SHOULDER HARNESS - connect over O2 hoses, Comm Cable

√Head movement, adjust Helmet Tiedown Strap

√PRESS CNTL - OP*

GLOVES - don*

VISOR - down & locked, √O2 flow

Suit Pressure Integrity Check*

CAUTION

Pressurizing > 1 min
can damage suit fans

Hold breath, √no face dam flow

PRESS CNTL - CL, √leaks

- OP

*Omit when neck
ring worn.

SEAT EGRESS

GLOVES - doff, stow

LAP BELT, SHOULDER HARNESS - disconnect

COMM PWR - OFF

Disconnect O2 HOSES

COMM CABLE, Restraint Strap

HELMET - stow

Disconnect BIOMED CABLE

SPURS

VENT HOSE

SEAT KIT STRAPS

DROGUE GUN COVER - install

STS-3 DETAILED

MET
DAY 003
07:00

CDR

PLT

MCC

NOTES

A AUTO
VERN
RT 0.135
DB 1.0

C
D
S
T
I
T
I
B
U
C
T
I
L
I
X
K
I

07:10

SUPPLY WATER DUMP
(ORBIT OPS C/L, ECLS)
Dump TKS A & B
Dump to:
QTY A = _____ QTY B = _____

16 MM/10 INSECT MOTION STUDY

UPDATE
H2O SPLY DUMP
QTY TK A & B

TV09 - INSECT MOTION STUDY

07:20

VCAP BEAM VISUAL SEARCH
(PAYLOAD OPS C/L, VCAP)
Perform During Darkness
with H2O Dump

A8 CHANGE WRIST ROLL TO 180°

TV/VTR DEACT (TV/VTR/DAC Cue Card)

07:30

wide angle lens on camr with
viewfinder monitor

07:40

MA9L Stow INSECT MOTION STUDY

07:50

08:00



MET
DAY 003
08:00

STS-3 DETAILED

PLT

MCC

NOTES

ORB
55
A AUTO
VERN
RT 0.135
DB 1.0
08:10

CDR
VCAP BEAM VISUAL SEARCH
(PAYLOAD OPS C/L, VCAP)

ASCENDING NODE
ORB: 55
MET: 003:08:04:54
LON: 89.3 E

EXERCISE

MEAL PREP (Cue Card)
Prepare DAY 4, MEAL C

| OPS2 DAP CONCIG | A | B |
|-----------------|-------|-------|
| (AT 3/08:00:00) | | |
| XLATION PULSE | 0.1 | 0.02 |
| ROT DSC RT NRM | 0.2 | 0.5 |
| VRN | 0.135 | 0.2 |
| PULSE NRM | 0.1 | 0.04 |
| VRN | 0.01 | 0.002 |
| COMP NRM | 0.0 | 0.0 |
| VRN | 0.0 | 0.0 |
| DB ATT NRM | 10.0 | 10.0 |
| VRN | 1.0 | 1.0 |
| RATE NRM | 0.2 | 0.2 |
| VRN | 0.02 | 0.02 |
| JET OPT | P 1 | 1 |
| | Y 1 | 1 |
| CNTL ACCEL | 0 | 0 |

COLD CASE
(PDRS OPS C/L, RMS TESTS/THERMAL)
Perform step 6 (HTRS OFF)

UPLINK
ORBITER S.V.

HOUSEKEEPING

CRYO TANK THERMAL TEST
O2 TK1 HTRS A, B (2) - OFF
H2 TK1 HTR A - OFF

PRIVATE MEDICAL COMMUNICATION
(If Required)

PRIVATE MEDICAL COMMUNICATION
(If Required)

09:00

MET
DAY 003
09:00

STS-3 DETAILED

CDR

PLT

MCC

NOTES

R AUTO
VERN
RT 0.135
DB 1.0

S
A
A

09:10

09:20

09:30

09:40

09:50

10:00

ORB
56

MEAL

MEAL

ASCENDING NODE
ORB: 56
NET: 003:09:33:55
LON: 66.5 E

2...K...C

T...B...I

I...S

MET
DAY 003
10:00

A AUTO
VERN
RT 0.135
DB 1.0

10:10

10:20

B AUTO
VERN
RT 0.2
DB 1.0

10:30

10:40

10:50

A AUTO
VERN
RT 0.135
DB 0.05
11:00

STS-3 DETAILED

CDR

PLT

MCC

NOTES

PGU OPS, PGU DATA LOG. (CUE CARD)

CO2 ABSORBER REPLACEMENT
(6 into B)

R 241.0
P 4.2
Y 1.8
+ 11:00

EC PURGE - AUTO (Cue Card)

AUTO MNVR TO IMU ALIGN ATT
MNVR OPTION: R + 16.3
P + 88.3
Y + 2.6

DAP: B/AUTO/VERN
(10:28) Initiate MNVR

IMU ALIGNMENT - S TRK
(ORBIT OPS C/L, GNC)
STAR ID: -Y: 34, MIAPLACIUS
-Z: 41, DENEbola
ANG DIF: 88.6

AUTO MNVR TO NOSE SUN ATT
MNVR OPTION R+113.9
P+ 4.2
Y+ 1.8

DAP: B/AUTO/VERN
(10:45) Initiate MNVR

START 2X ORA RATE
BODY VECT +2
DAP: A/AUTO/VERN
(11:00) Initiate ROT

HOUSEKEEPING

PDP BERTH
(PDRS OPS C/L, PDP /UNBERTH/BERTH)

RMS POWERDOWN
(PDRS OPS C/L, RMS PWRDN)

UPLINK
ORBITER S.V.
UPDATE
Go for
PDP Berth

STARS
LA
OPP

| OPS2 DAP CONFIG (AT 3/10:00:00) | A | B |
|------------------------------------|----------|-------|
| XLATION PULSE | 0.1 | 0.02 |
| ROT DSC RT NRM | 0.2 | 0.5 |
| VRN | 0.135 | 0.2 |
| PULSE | 0.1 | 0.04 |
| VRN | 0.01 | 0.002 |
| COMP | NRM 0.0 | 0.0 |
| VRN | 0.0 | 0.0 |
| DB ATT | NRM 10.0 | 10.0 |
| VRN | 1.0 | 1.0 |
| RATE | NRM 0.2 | 0.2 |
| VRN | 0.02 | 0.02 |
| JET OPT | P 1 | 1 |
| Y | 1 | 1 |
| CNTL ACCEL | 0 | 0 |

IMU ALIGN PAD
REQD ID: #36 412 ANG ERR .01
ANG 1 92.4 2 3

| | | | |
|-----|--------|--------|--------|
| Δ X | (-).16 | (-).09 | (-).02 |
| Δ Y | (-).19 | (-).05 | (-).11 |
| Δ Z | (-).03 | (-).19 | (-).47 |

EXECUTION TIME: 02 104:58:00

UPDATE
TRI CH2 Latest
MET of DISABLE

Stars 34 & 41 available
from 3/10:24
to 3/11:03

MET
DAY 003
11:00

ORB
57
A AUTO
VERN
RT 0.135
DB 1.0

11:10

11:20

11:30

11:40

11:50

12:00

STS-3 DETAILED

CDR

PLT

MCC

NOTES

RMS POWERDOWN
(PDRS OPS C/L, RMS PMRON)

POP DEACT
(PAYLOAD OPS C/L, PDP)

Latest MET of disable:

ICCONNECT RETURN (OPS 2,3)
(ORBIT PKT C/L, RCS)

TOPPING DUCT AND FEEDWATER
LINE TEST (FTO 312-05)

L1 FLASH EVAP CNTLR A(B) - OFF

PRE SLEEP ACTIVITY

Configure: LIGHTING

BACKUP TONES:

M042F MIDDECK SPKR AUD PWR - AUD

√SPKR PWR - SPKR/MIC

VOL - as reqd

√TONES - ACCU/BYP

SET OFF AN ALERT TONE AND ADJUST

BYPASS TONE VOLUME AS REQ

M042F AUDIO PWR - AUD/TONE

A13 SET OFF AN ALERT TONE AND ADJUST AUDIO

VOLUME AS REQ

TPR AUDIO:

R10 √MS AUD PWR - AUD

JA/G 1 - OFF

JA/G 2 - T/R

JA/A - OFF

√ICOM (two) - OFF

All other AUD PNLs A/G 2 - OFF

ALERT TONE DURATION

SM CHECKPOINT (CUE CARD)

CRT TIMER for WAKE UP

√CRT 4 MAJ FUNC - SM

CRTs (one STBY, three OFF)

WINDOW SHADES/FILTERS

C3 √DFI RCORS PCM - LO SAMP

MEDICAL DATA REPORT (MICROCASSETTE)

RECORDER Cue Card

ABL PORT RMS HTR - AUTO

M044F Pin CAB TEMP CNTLR in FULL
HEAT position or as required
for rest of flight

TPR (IF
REQD)
BLOCK DATA
& WEATHER DATA
ORBITS 58-62

ASCENDING NODE
ORB: 57
MET: 003:11:02:56
LON: 43.8 E

T
I
O
S
I

H
A
M
I

MET
DAY 003

STS-3 DETAILED

CDR

PLT

MCC

NOTES

12:00

A AUTO
VERN
RT 0.135
DB 1.0

ORB
58

13:00

14:00

ORB
59

15:00

ORB
60

16:00

17:00

ORB
61

SLEEP

SLEEP

UPLINK
ORBITER S.V.

ASCENDING NODE
ORB: 58
MET: 003:12:31:57
LON: 21.0 E

ASCENDING NODE
ORB: 59
MET: 003:14:00:58
LON: 1.6 W

ASCENDING NODE
ORB: 60
MET: 003:15:29:58
LON: 24.4 W

ASCENDING NODE
ORB: 61
MET: 003:16:58:58
LON: 47.1 W

STS-3 DETAILED

MET
DAY 003

17:00
A AUTO
VERN
RT 0.135
DB 1.0

P
D
V
P
C
S
S
E
E
T

CDR

PLT

MCC

NOTES

DR
RR
DD
MM
XX
TT

17:10

17:20

17:30

17:40

17:50

18:00

DATA

SLEEP

SLEEP

UPLINK
ORBITER S.V.

MET
DAY 003
18:00

A AUTO
VERN
RT 0.135
DB 1.0

18:10

18:20

18:30

18:40

18:50

19:00

POST
SCHED
SLEEP
FEED
Y

ORBITER

ORB
62

STS-3 DETAILED

CDR

SLEEP

PLT

SLEEP

MCC

UPLINK
ORBITER S.V.

NOTES

ASCENDING NODE
ORB: 62
MET: 003:18:27:58
LON: 69.9 W

T
M
A
R
D
X
D
I
I

MET
DAY 003

A AUTO
VERN
RT 0.135
DB 1.0

19:00
19:10
19:20
19:30
19:40
19:50
20:00

ORB
63

STS-3 DETAILED

CDR

SLEEP

PLT

SLEEP

MCC

TPR (IF
RECD)
BLOCK DATA
& WEATHER DATA
ORBITS 63-67

NOTES

ASCENDING NODE
ORB: 63
MET: 003:19:56:57
LON: 92.6 N

VERT
1000

NET
DAY 003
20:00

STS-3 DETAILED

CDR

PLT

MCC

NOTES

A AUTO
VERN
RT 0.135
DB 1.0

POST SLEEP ACTIVITY

Configure: LIGHTING

COMM

ALERT TONE DURATION

CRTs

TPR AUDIO: On all AUD PNLs (Except MS) A/G 2 - RCV

MEAL PREP DAY 5 MEAL A (Cue Card)

A8L PORT RMS HTR - OFF

20:10

◀ TOPPING DUCT AND FEEDWATER
LINE TEST (FTO 312-05)
L1 RAD CNTLR OUT TEMP - HI
WAIT 1 MIN
FLASH EVAP CNTLR PRI A - ON

20:20

20:30

20:40

20:50

21:00

TELEPRINTER MESSAGE
REVIEW

TELEPRINTER MESSAGE
REVIEW

| DPS2 DAP CONEIG | | A | B |
|-----------------|-----|-------|-------|
| (AT 3/20:00:00) | | | |
| XLATION PULSE | | 0.1 | 0.02 |
| ROT DSC RT NRM | | 0.2 | 0.5 |
| | VRN | 0.135 | 0.2 |
| PULSE | NRN | 0.1 | 0.04 |
| | VRN | 0.01 | 0.002 |
| COMP | NRN | 0.0 | 0.0 |
| | VRN | 0.0 | 0.0 |
| DB ATT | NRN | 10.0 | 10.0 |
| | VRN | 1.0 | 1.0 |
| RATE | NRN | 0.2 | 0.2 |
| | VRN | 0.02 | 0.02 |
| JET OPT | P | 1 | 1 |
| | Y | 1 | 1 |
| CNTL ACCEL | | 0 | 0 |

UPDATE
DMS/RCS
ICONNECT
CONFIG

B
D
A
T
T
M
L
X
L

T
M
R
A
X
I

O
R
R

STS-3 DETAILED

MET
DAY 003
21:00

A AUTO
VERN
RT 0.135
DB 1.0

21:10

21:20

21:30

21:40

21:50

22:00

CDR

PLT

MCC

NOTES

ORB
64

MEAL

MEAL

UPLINK
ORBITER S.V.

UPDATE
TR1 CH2 EARLIEST
MET of ENA
FWD LT STATUS

ASCENDING NODE
ORB: 64
MET: 003:21:25:57
LON: 115.3 M

RRRRRRRR

TT
ML
LX
BDA

T
MAX
I

NET
DAY 003
22:00

B AUTO
VERN
RT 0.2
DB 1.0

22:10

22:20

22:30

22:40

B AUTO
VERN
RT 0.2
DB 1.0

22:50

ORB
65

A AUTO
VERN
RT 0.135
DB 1.0
23:00

STS-3 DETAILED

CDR

PLT

MCC

NOTES

DUAL G2 GPC OPS
(ORBIT OPS C/L, DPS)

CONNECT: L (R) OPS to RCS
(ORBIT PKT C/L, RCS)

PDP ACT
(PAYLOAD OPS C/L, PDP)
EARLIEST MET OF ENABLE

FWD LT STATUS

AUTO MNVR TO +XLV ATT
(Y-POP)
TGT ID +2
BODY VEC +1
OH +235.5
DAP: B/AUTO/VERN
(22:20) Initiate TRK

GET PRCS THERMAL SOAKBACK (FTO 312-02)
(ORBIT OPS C/L, ES)
(FIRE L2U)

GET PRCS THERMAL SOAKBACK (FTO 312-02)
(ORBIT OPS C/L, ES)
(FIRE L2U)

TIG (22:35)

AUTO MNVR TO NOSE SUN ATT
MNVR OPTION R+ 49.9
P+ 5.7
Y+ 2.5
DAP: B/AUTO/VERN
(22:45) Initiate MNVR

RMS POWERUP/CHECKOUT
(PDRS OPS C/L, RMS PWRUP)

15 Minutes After L2U Burn:
C3 OFI RCDRS PCM - HI SAMP

START 2X ORB RATE
(PLB SOUTH)
BODY VECT +2
DAP: A/AUTO/VERN
(23:00) Initiate ROT

PDP UNBERTH
(PDRS OPS C/L, PDP/UNBERTH/BERTH)

UPDATE
OMS/RCS
CONNECT
CONFIG

UPDATE
MCC GO FOR
PDP DEPLOY

| DPS2 DAP CONFIG (AT 3/22:00:00) | | |
|------------------------------------|-----------|-------|
| | A | B |
| XLATION PULSE | 0.1 | 0.02 |
| ROT OSC RT | NRM 0.2 | 0.5 |
| | VRN 0.135 | 0.2 |
| PULSE | NRM 0.1 | 0.04 |
| | VRN 0.01 | 0.002 |
| COMP | NRM 0.0 | 0.0 |
| | VRN 0.0 | 0.0 |
| DB ATT | NRM 10.0 | 10.0 |
| | VRN 1.0 | 1.0 |
| RATE | NRM 0.2 | 0.2 |
| | VRN 0.02 | 0.02 |
| JET OPT | P 1 | 1 |
| | Y 1 | 1 |
| CNTL ACCEL | 0 | 0 |

ASCENDING NODE
ORB: 65
MET: 003:22:54:56
LON: 138.1 M

MET
DAY 003

23:00
A AUTO
VERN
RT 0.135
DB 1.0

23:10

23:20

23:30

23:40

B AUTO
VERN
RT 0.2
DB 1.0

23:50

004
00:00

STS-3 DETAILED

CDR

PLT

MCC

NOTES

TOPPING DUCT AND FEEDWATER
LINE TEST (FTO 312-05)
L1 FLASH EVAP CNTLR PRI A - OFF
B - ON

EC PURGE - AUTO (Cue Card)

PGU OPS, PGU DATA LOG (CUE CARD)

PDP B-FIELD MAP
(PDRS OPS C/L, PDP B-FIELD)

HOUSEKEEPING

STAR TRACKER SELF-TEST
(ORBIT OPS C/L, GNC)

STAR TRACKERS TO TRACK MODE

X:GNC 22 STRK/COAS CNTL

STAR TRK -Y,-Z ITEM 3,4 EXEC

AUTO MNVR TO IMU ALIGN ATT
MNVR OPTION: R + ~~30.0~~ 34.8
P + 24.9
Y + 1.1

DAP: B/AUTO/VERN
(23:40) Initiate MNVR

IMU ALIGNMENT - S TRK

(ORBIT OPS C/L, GNC)
STAR ID: -Y: 12, CANOPUS
-Z: 31, CASTOR
ANG DIF: 86.0

GAS SYNC ①

PDP EMI SEARCH
(PDRS OPS C/L, PDP/EMI)

UPDATE
PDP EMI SEARCH
AOS -1 TIMES

TV SCENE: PDP DEPLOY
MCC CMD - LIVE

Stars 12 & 31 available
from 3/23:30
to 4/0:08

| | | | | |
|------------------------------|--------|--------|---------|-----|
| IMU ALIGN PAD | | | | |
| REQD ID: | # 45 | 424 | ANG ERR | .02 |
| ANG | 183.1 | 2 | | 3 |
| Δ X | (-).01 | (+).11 | (+).01 | |
| Δ Y | (+).06 | (+).04 | (-).01 | |
| Δ Z | (+).17 | (+).01 | (+).08 | |
| EXECUTION TIME: 03 123:55:40 | | | | |

GAS SYNC ①

GAS RELAY 04 LATENT TO HOT:
CLR (A--A)
04 (A04L)
O/S (P04H)
E (M04H)

GAS RELAY 04 HOT TO LATENT:
CLR (A--A)
04 (A04L)
O/S (P04L)
E (L04L)

BUCC
T
M
L
X
B
D
A

M
A
R
D
X
T
I

T
I
O
S
I

Y
A
R
Z

STS-3 DETAILED

MET
DAY 004

00:00
B AUTO
VERN
RT 0.2
DB 1.0

00:10

00:20

00:30
A AUTO
VERN
RT 0.135
DB 1.0

00:40

00:50

01:00

PDP/EMI
SEARCH
C/L

CDR

AUTO MNVR TO NOSE SUN ATT

MNVR OPTION R+ 91.8
P+ 5.7
Y+ 2.5

DAP: B/AUTO/VERN
(00:05) Initiate MNVR

DEL POWER UP (ORR)

R11:H DFI PCM CONT 1,2,3 SGSC(three) - ON

DEL POWER DOWN

R11:H DFI PCM CONT 1,2,3 SGSC(three) - OFF

START 2X ORR RATE

BODY VECT +2

DAP: A/AUTO/VERN

← (00:24) Initiate ROT

L1 RAD CNTLR OUT TEMP - NORM
(FTO 312-05 TOPPING TEST END)

EXERCISE

PLT

POP EMI SEARCH
(PDRS OPS C/L, PDP/EMI)

MCC

NOTES

| OPS2 DAP CONFIG | A | B |
|-----------------|-----------|-------|
| (AT 4:00:00:00) | | |
| XLATION PULSE | 0.1 | 0.02 |
| ROT DSC RT NRM | 0.2 | 0.5 |
| | VRN 0.135 | 0.2 |
| PULSE | NRM 0.1 | 0.04 |
| | VRN 0.01 | 0.002 |
| COMP | NRM 0.0 | 0.0 |
| | VRN 0.0 | 0.0 |
| DB ATT | NRM 10.0 | 10.0 |
| | VRN 1.0 | 1.0 |
| RATE | NRM 0.2 | 0.2 |
| | VRN 0.02 | 0.02 |
| JET OPT | P 1 | 1 |
| | Y 1 | 1 |
| CNTL ACCEL | 0 | 0 |

ASCENDING NODE
ORB: 66
MET: 004:00:24:13
LON: 160.8 W

UPLINK
ORBITER S.V.

STS-3 DETAILED

MET
DAY 004
01:00

CDR

PLT

MCC

NOTES

A AUTO
VERN
RT 0.135
DB 1.0

PDP WAKE SEARCH
(PDRS OPS C/L, PDP/WAKE)

SEQUENCE 7

UPDATE
FPEG START
TIME RUN
SEQ NUMS

01:10

01:20

01:30

MEAL PREP (Cue Card)
Prepare DAY 5, MEAL B

MCS CLEANING, SCREEN ADAPTER
INSPECTION/REPLACEMENT
(URINE COLLECTION Cue Card)

01:40

JOINT VCAP/PDP BEAM SEARCH
(PDRS OPS C/L, PDP /JOINT BEAM)

01:50

ORB
67

02:00

ASCENDING NODE
ORB: 67
MET: 004:01:53:24
LON: 176.3 E

STS-3 DETAILED
CDR

PLT

MCC

NOTES

JOINT VCAP/PDP BEAM SEARCH (CONTINUED)

MET

DAY 004

02:00

A AUTO
VERN
RT 0.135
DB 1.0

02:10

02:20

02:30

02:40

02:50

03:00

T
 CUB
 SDC
 SDC
 X
 T
 M
 L
 X
 T
 D
 K
 R
 A
 C
 N
 T
 B
 O
 T
 T

| OPS2 DAP CONFIG (AT 4/02:00:00) | A | B |
|------------------------------------|-----------|-------|
| XLATION PULSE | 0.1 | 0.02 |
| ROT DSC RT NRM | 0.2 | 0.5 |
| | VRN 0.135 | 0.2 |
| PULSE | NRM 0.1 | 0.04 |
| | VRN 0.01 | 0.002 |
| COMP | NRM 0.0 | 0.0 |
| | VRN 0.0 | 0.0 |
| DB ATT | NRM 10.0 | 10.0 |
| | VRN 1.0 | 1.0 |
| RATE | NRM 0.2 | 0.2 |
| | VRN 0.02 | 0.02 |
| JET OPT | P 1 | 1 |
| | Y 1 | 1 |
| CNTL ACCEL | 0 | 0 |

TPR (IF REQ)
 BLOCK DATA &
 WEATHER DATA
 ORBITS 68-72

MET
DAY004

STS-3 DETAILED

CDR

PLT

MCC

NOTES

03:00
A AUTO
VERN
RT 0.135
DB 1.0

JOINT VCAP/PDP BEAM SEARCH (CONTINUED)

03:10

03:20

ORB
68

C3 OFI RCDRS PCM - LO SAMP
(END OF PRCS SOAKBACK TEST)

PDP JOINT STANDBY
(PDRS OPS C/L, PDP/JOINT BEAM)

03:30

03:40

MEAL

MEAL

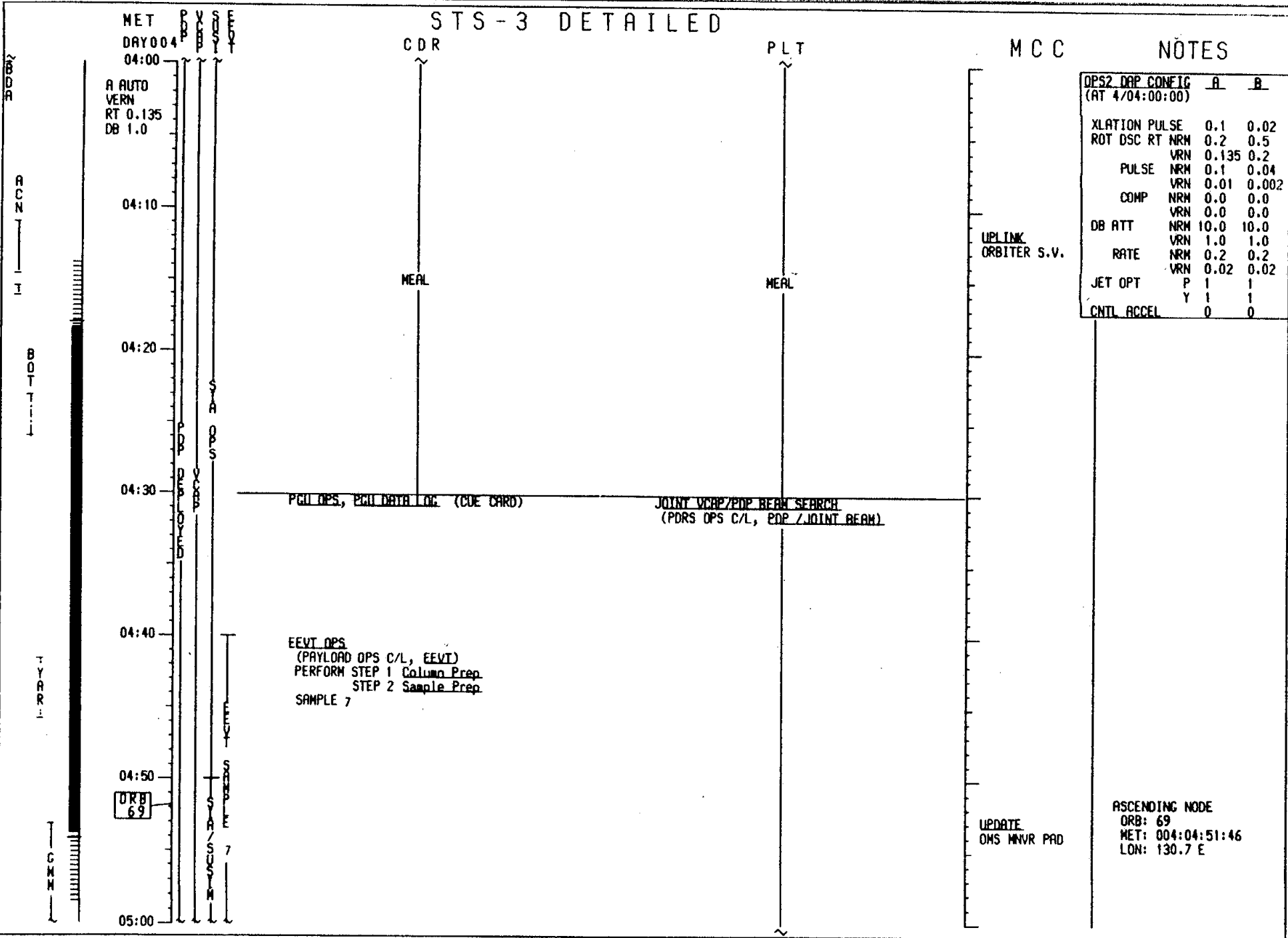
03:50

04:00

ASCENDING NODE
ORB: 68
MET: 004:03:22:35
LON: 153.5 E

PRCS CAN BE ENABLED

UPDATE
FPEG START
TIME RUN
SEQ NUMS
VTR REQ



STS-3 DETAILED

MET
DAY 004
05:00

CDR

PLT

MCC

NOTES

EVT OPS
(PAYLOAD OPS C/L, EVT)
PERFORM STEP 3 EVT RUN

JOINT VCAP/PDP BEAM SEARCH
(PDRS OPS C/L, PDP / JOINT BEAM)

A AUTO
VERN
RT 0.135
DB 1.0

05:10

05:20

05:30

05:40

05:50

06:00

UPDATE
Go for
PDP Berth

MCC

TT
||
||
BGG
UDD
CSX
||
||
||

T M L L X
||
||
||
||
||
||

S
P
R
A

MCC

MET
DAY 004
06:00

A AUTO
VERN
RT 0.135
DB 1.0

STS-3 DETAILED
CDR

PLT

MCC

NOTES

| DPS2 DAP CONFIG | A | B |
|-----------------|-------|-------|
| (AT 4/06:00:00) | | |
| XLATION PULSE | 0.1 | 0.02 |
| ROT DSC RT NRM | 0.2 | 0.5 |
| VRN | 0.135 | 0.2 |
| PULSE NRM | 0.1 | 0.04 |
| VRN | 0.01 | 0.002 |
| COMP NRM | 0.0 | 0.0 |
| VRN | 0.0 | 0.0 |
| DB ATT NRM | 10.0 | 10.0 |
| VRN | 1.0 | 1.0 |
| RATE NRM | 0.2 | 0.2 |
| VRN | 0.02 | 0.02 |
| JET OPT | P 1 | 1 |
| | Y 1 | 1 |
| CNTL ACCEL | 0 | 0 |

EEVT OPS
(PAYLOAD OPS C/L, EEVT)
PERFORM STEP 4 Sample Freeze

PDP WAKE SEARCH
(PDRS OPS C/L, PDP/WAKE)
SEQUENCE 6

06:10

06:20

ORB
70

CONNECT RETURN (OPS 2,3)
(ORBIT PKT C/L, RCS)

PDP BERTH
(PDRS OPS C/L, PDP /INBERTH/BERTH)

06:30

UPDATE
OMS MNVR PAD

EEVT OPS
(PAYLOAD OPS C/L, EEVT)
PERFORM STEP 5 Post Ops

06:40

EEVT DISASSEMBLY AND STOW
(PAYLOAD OPS C/L, EEVT)

06:50

RMS POWERDOWN
(PDRS OPS C/L, RMS PHRON)

07:00

TV SETUP (TV04 - END FLIGHT DECK)
(PHOTO/TV C/L, TV SCENES) - VTR

ASCENDING NODE
ORB: 70
MET: 004:06:20:57
LON: 107.9 E

MET
DAY 004
07:00

A AUTO
VERN
RT 0.135
DB 1.0

07:10

07:20

07:30

B AUTO
VERN
RT 0.2
DB 1.0

07:40

07:50

ORB
71

08:00

STS-3 DETAILED

CDR

PLT

MCC

NOTES

TV SETUP (TV04 - END FLIGHT DECK)
(PHOTO/TV C/L, TV SCENES) - VTR

RMS POWERDOWN
(PDRS OPS C/L, RMS PHRON)

TV ACT (TV04 - END FLIGHT DECK)
(PHOTO/TV C/L, TV SCENES) - VTR
Perform in conjunction with
ANNUNCIATOR, C/H LAMP TEST
(ORBIT OPS C/L, EPS) either
in Darkness or with Window
Shades installed

TV/VTR DEACT (TV Cue Card)

SECURE TV Camr Above R13 prior to BURN

AUTO MNVR TO OMS RESTART ATT

MNVR OPTION R +350.1
P + 2.7
Y + 24.1

DAP: B/AUTO/VERN
← (07:35) Initiate MNVR

ON-ORBIT OMS BURN (L OMS COLD ENG
RESTART FTO 344-01)
(ORBIT OPS C/L, OMS)

ON-ORBIT OMS BURN (L OMS COLD ENG
RESTART FTO 344-01)
(ORBIT OPS C/L, OMS)

ASCENDING NODE
ORB: 71
MET: 004:07:50:07
LON: 85.2 E

MET
DAY 004
08:00

STS-3 DETAILED

CDR

PLT

MCC

NOTES

B AUTO
VERN
RT 0.2
DB 1.0

AUTO MNVR TO NOSE SUN ATT
MNVR OPTION R + 289.1
P + 5.7
Y + 2.5

MEAL PREP (Cue Card)
Prepare DAY 5, MEAL C

DAP: B/AUTO/VERN
(8:00) Initiate MNVR

START 2X DRB RATE

BODY VECT +2

DAP: A/AUTO/VERN

(08:10) Initiate ROT

At 15 Minutes After OMS Burn:

C3 DFI RCDRS PCM - HI SAMP

JWB MSN - STBY

R11:E DFI WB MSN PWR - OFF

VTR PLAYBACK of TV04 - FWD FLIGHT DECK
(PHOTO/TV C/L, TV SCENES)

08:10
A AUTO
VERN
RT 0.135
DB 1.0

08:20

HOUSEKEEPING

SINGLE G2 GPC OPS
(ORBIT OPS C/L, DPS)

UPDATE
H2O SPLY DUMP
QTY TK A & B

| OPS2 DAP CONFIG | A | B |
|-----------------|-----------|-------|
| (AT 4/08:00:00) | | |
| XLATION PULSE | 0.1 | 0.02 |
| ROT DSC RT | NRM 0.2 | 0.5 |
| | VRN 0.135 | 0.2 |
| PULSE | NRM 0.1 | 0.04 |
| | VRN 0.01 | 0.002 |
| COMP | NRM 0.0 | 0.0 |
| | VRN 0.0 | 0.0 |
| DB ATT | NRM 10.0 | 10.0 |
| | VRN 1.0 | 1.0 |
| RATE | NRM 0.2 | 0.2 |
| | VRN 0.02 | 0.02 |
| JET OPT | P 1 | 1 |
| | Y 1 | 1 |
| CNTRL ACCEL | 0 | 0 |

08:30

AUTO MNVR TO IMU ALIGN ATT
MNVR OPTION: R + 252.9
P + 252.4
Y + 348.9

DAP: B/AUTO/VERN

(08:40) Initiate MNVR

EXERCISE

DFI POWER UP (AGO)

R11:H DFI PCM CONT 1,2,3 SCSC(three) - ON

SUPPLY WATER DUMP
(ORBIT OPS C/L, ECLS)
Dump TKS A & B
Dump to:

QTY A = _____ QTY B = _____

08:40

B AUTO
VERN
RT 0.2
DB 1.0

08:50

DFI POWER DOWN
R11:H DFI PCM CONT 1,2,3 SCSC(three) - OFF

IMU ALIGNMENT - S TRK

(ORBIT OPS C/L, GNC)

STAR ID: -Y: 41, DENEbola

-Z: 34, MIAPLACIDUS

ANG DIF: 88.6

AUTO MNVR TO NOSE SUN ATT
MNVR OPTION R+116.8

P+ 5.7

Y+ 2.5

DAP: B/AUTO/VERN

(09:00) Initiate MNVR

09:00

TV04 VTR PLAYBACK:
FWD FLIGHT DECK

Stars 41 & 34 available
from 4/8:43
to 4/9:20

IMU ALIGN PAD

REQD ID: -Y _____ -Z _____ ANG ERR _____

ANG 1 _____ 2 _____ 3 _____

Δ X
() _____ () _____ () _____

Δ Y
() _____ () _____ () _____

Δ Z
() _____ () _____ () _____

EXECUTION TIME: _____ / _____ : _____

MET
DAY 004
09:00

STS-3 DETAILED

CDR

PLT

MCC

NOTES

B AUTO
VERN
RT 0.2
DB 1.0

09:10

A AUTO
VERN
RT 0.135
DB 1.0

ORB
72

09:20

09:30

09:40

09:50

10:00

START 2X ORB RATE
BODY VECT +2
DAP: A/AUTO/VERN
(09:16) Initiate ROT

MEAL

MEAL

UPLINK
ORBITER S.V.

ASCENDING NODE
ORB: 72
MET: 004:09:19:18
LON: 62.4 E

T
I
O
S

T
H
A
M

MET
DAY 004
10:00

STS-3 DETAILED

A AUTO
VERN
RT 0.135
DB 1.0

10:10

EC PURGE - AUTO (Cue Card)

HOUSEKEEPING

10:20

PRIVATE MEDICAL COMMUNICATION
(If Required)
(AGO)

PRIVATE MEDICAL COMMUNICATION
(If Required)

10:30

FIRE/SMOKE DETECT/SUPPRESS TEST
(ORBIT OPS C/L, EPS)

PGU OPS, PGU DATA LOG (CUE CARD)

CO2 ABSORBER REPLACEMENT
(7 into A)

10:40

ANNUNCIATOR, C/M LAMP TEST IF REQD
(ORBIT OPS C/L, EPS)

POP DEACT
(PAYLOAD OPS C/L, POP)

Latest MET of disable:

ORB
73

10:50

WASTE WATER DUMP
(ORBIT OPS C/L, ECLS)

Dump to _____

11:00

MCC

NOTES

| OPS2 DAP CONCIG (AT 4/10:00:00) | A | B |
|------------------------------------|-------|-------|
| XLATION PULSE | 0.1 | 0.02 |
| ROT DSC RT NRH | 0.2 | 0.5 |
| VRN | 0.135 | 0.2 |
| PULSE NRH | 0.1 | 0.04 |
| VRN | 0.01 | 0.002 |
| COMP NRH | 0.0 | 0.0 |
| VRN | 0.0 | 0.0 |
| DB ATT NRH | 10.0 | 10.0 |
| VRN | 1.0 | 1.0 |
| RATE NRH | 0.2 | 0.2 |
| VRN | 0.02 | 0.02 |
| JET OPT | P 1 | 1 |
| | Y 1 | 1 |
| CNTL ACCEL | 0 | 0 |

UPDATE
H2O WASTE
DUMP QTY
UPDATE
TRI CH2 Latest
MET of DISABLE
TPR (IF
REQD)
BLOCK DATA
& WEATHER DATA
ORBITS 73-77

ASCENDING NODE
ORB: 73
MET: 004:10:48:44
LON: 39.5 E

...0000...

BOTT

IOS

MET
DAY 004
11:00

STS-3 DETAILED

CDR

PLT

MCC

NOTES

R AUTO
VERN
RT 0.135
DB 1.0

11:10

EXERCISE

11:20

PRE SLEEP ACTIVITY
Configure: LIGHTING

BACKUP TONES:

M042F MIDDECK SPKR AUD PHR - AUD
/SPKR PHR - SPKR/MIC
VOL - as reqd
/TONES - ACCU/BYP

SET OFF AN ALERT TONE AND ADJUST
BYPASS TONE VOLUME AS REQ

M042F AUDIO PHR - AUD/TONE
A13 SET OFF AN ALERT TONE AND ADJUST AUDIO
VOLUME AS REQ

TPR AUDIO:

R10 /MS AUD PHR - AUD
/A/G 1 - OFF
/A/G 2 - T/R
/A/A - OFF
/ICOM (two) - OFF
All other AUD PNLs A/G 2 - OFF

ALERT TONE DURATION
SM CHECKPOINT (CUE CARD)
CRT TIMER for WAKE UP
/CRT 4 MAJ FUNC - SM
CRTs (one STBY, three OFF)
WINDOW SHADES/FILTERS

11:30

11:40

C3 /DFI RCDRS PCN - LO SAMP

MEDICAL DATA REPORT (MICROCASSETTE)
RECORDER Cue Card

A8L PORT RMS HTR - AUTO

11:50

12:00

STS-3 DETAILED

MET
DAY 004
12:00

CDR

PLT

MCC

NOTES

ORB 74
A AUTO
VERN
RT 0.135
DB 1.0

13:00

ORB 75

14:00

ORB 76

15:00

16:00

ORB 77

17:00

SLEEP

SLEEP

UPLINK
ORBITER S.V.

TPR (IF
REQD)
BLOCK DATA
& WEATHER DATA
ORBITS 78-82

UPLINK
ORBITER S.V.

ASCENDING NODE
ORB: 74
MET: 004:12:18:01
LON: 16.7 E

ASCENDING NODE
ORB: 75
MET: 004:13:47:19
LON: 6.0 W

ASCENDING NODE
ORB: 76
MET: 004:15:16:36
LON: 28.8 W

ASCENDING NODE
ORB: 77
MET: 004:16:45:54
LON: 51.6 W

HCRH

HCRH

HCRH

HCRH

HCRH

HCRH

D
R
K
K
T

G
M
M

O
O
C
C
R

T
D
R
K
K
R
R
M
X
X
R
M

STS-3 DETAILED

MET
DAY 004

17:00

A AUTO
VERN
RT 0.135
DB 1.0

MAX
1
D

17:10

17:20

17:30

17:40

17:50

18:00

P
C
S
S
E
E

CDR

SLEEP

PLT

SLEEP

MCC

NOTES

MET
DAY 004

18:00

A AUTO
VERN
RT 0.135
DB 1.0

18:10

ORB
78

18:20

18:30

18:40

18:50

19:00

STS-3 DETAILED

CDR

SLEEP

PLT

SLEEP

MCC

NOTES

ASCENDING NODE
ORB: 78
MET: 004:18:15:11
LON: 74.4 W

1-EX-1

MET
DAY 004
19:00

A AUTO
VERN
RT 0.135
DB 1.0

19:10

19:20

19:30

19:40

ORB
79

19:50

20:00

STS-3 DETAILED

CDR

PLT

MCC

NOTES

POST SLEEP ACTIVITY

Configure: LIGHTING

COMM

ALERT TONE DURATION

CRTs

TPR AUDIO: On all AUD PNLs (Except MS) A/G 2 - RCV

MEAL PREP DAY 6 MEAL A (Cue Card)

ABL PORT RMS HTR - OFF

SM CHECKPOINT (Cue Card)

TELEPRINTER MESSAGE
REVIEW

TELEPRINTER MESSAGE
REVIEW

UPLINK
ORBITER S.V.

ASCENDING NODE
ORB: 79
MET: 004:19:44:27
LON: 97.2 W

MET
DAY 004
20:00

STS-3 DETAILED

CDR

PLT

MCC

NOTES

A AUTO
VERN
RT 0.135
DB 1.0

20:10

20:20

20:30

20:40

20:50

B AUTO
VERN
RT 0.2
DB 1.0

21:00

MEAL

MEAL

AUTO MNVR TO IMU ALIGN ATT

MNVR OPTION: R + 340.0
P + 82.9
Y + 323.1

DAP: B/AUTO/VERN
(20:50) Initiate MNVR

| OPS2 DAP CONFIG (AT 4/20:05:00) | A | B |
|------------------------------------|-------|-------|
| XLATION PULSE | 0.1 | 0.02 |
| ROT DSC RT NRH | 0.2 | 0.2 |
| VRN | 0.135 | 0.2 |
| PULSE NRH | 0.1 | 0.04 |
| VRN | 0.01 | 0.002 |
| COMP NRH | 0.0 | 0.0 |
| VRN | 0.0 | 0.0 |
| DB ATT NRH | 10.0 | 10.0 |
| VRN | 1.0 | 1.0 |
| RATE NRH | 0.2 | 0.2 |
| VRN | 0.02 | 0.02 |
| JET OPT | P 1 | 1 |
| | Y 1 | 1 |
| CNTL ACCEL | 0 | 0 |

UPDATE
H2O SPLY DUMP
QTY TK A & B

UPDATE
OMS/RCS
ICONNECT
CONFIG

Stars 33 & 47 available
from 4/20:42
to 4/21:18

MET
DAY 004
21:00

B AUTO
VERN
RT 0.2
DB 1.0

21:10

ORB
80

21:20

A AUTO
NORM
RT 0.135
DB 5.0

21:40

21:50

22:00

STS-3 DETAILED

CDR

PLT

MCC

NOTES

STAR TRACKER SELF-TEST
(ORBIT OPS C/L, GNC)
IMU ALIGNMENT - S TRK
(ORBIT OPS C/L, GNC)
STAR ID: -Y: 33, PEACOCK
-Z: 47, CIENAH
ANG DIF: 91.6

AUTO MNVR TO NOSE SUN ATT
MNVR OPTION R-318.3
P+ 5.7
Y+ 2.5

DAP: B/AUTO/VERN
(21:10) Initiate MNVR

EC PURGE - AUTO (Cue Card)

R11:H DEFI POWER UP (BDA)
DFI PCM CONT 1,2,3 SGSC(three) - ON

START 2X ORB RATE
BODY VECT +2
DAP: A/AUTO/NORM
(21:30) Initiate ROT

R11:H DEFI POWER DOWN
DFI PCM CONT 1,2,3 SGSC(three) - OFF
PGL OPS, PGL DATA LOG (CUE CARD)

DUAL G2 GPC OPS
(ORBIT OPS C/L, OPS)

CONNECT: 1 (R) DMS to RCS
(ORBIT PKT C/L, RCS)

VRCS THERMAL SOAKBACK (FTO 312-03)
(ORBIT OPS C/L, ES)
Perform Step 1
(ENABLE FWD, RT PRCS)

SUPPLY WATER DUMP
(ORBIT OPS C/L, ECLS)
Dump TKS A & B
Dump to:
QTY A = _____ QTY B = _____

GAS SYNC
GAS RELAY 04 LATENT TO HOT:
CLR (A--A)
04 (A04L)
O/S (P04H)
E (H04H)
GAS RELAY 04 HOT TO LATENT:
CLR (A--A)
04 (A04H)
O/S (P04L)
E (L04L)

HOUSEKEEPING

HOUSEKEEPING

IMU ALIGN PBD
REQ ID: -Y 2 4 -245 ANG ERR 02
ANG 1 2 3
Δ X
(+) .01 (-) .13 (+) .02
Δ Y
(+) .10 (-) .00 (+) .05
Δ Z
(+) .08 (-) .00 (+) .08
EXECUTION TIME: 41,21,49.30

ASCENDING NODE
ORB: 80
MET: 004:21:13:44
LON: 120.0 W

| DPS2 DAP CONFIG | | A | B |
|-----------------|-----|-------|-------|
| (AT 4/21:20:00) | | | |
| XLATION PULSE | | 0.1 | 0.02 |
| ROT DSC RT NRM | | 0.135 | 0.2 |
| | VRN | 0.135 | 0.2 |
| PULSE | NRM | 0.1 | 0.04 |
| | VRN | 0.01 | 0.002 |
| COMP | NRM | 0.0 | 0.0 |
| | VRN | 0.0 | 0.0 |
| DB ATT | NRM | 5.0 | 3.0 |
| | VRN | 1.0 | 1.0 |
| RATE | NRM | 0.2 | 0.2 |
| | VRN | 0.02 | 0.02 |
| JET OPT | P | 1 | 1 |
| | Y | 1 | 1 |
| CNTL ACCEL | | 0 | 0 |

UPDATE
TRI CH2 EARLIEST
MET of ENA
FWD LT STATUS

NET
DAY 004
22:00

A AUTO
NORM
RT 0.135
DB 5.0

22:10

22:20

22:30

22:40

ORB
81

22:50

23:00

STS-3 DETAILED

CDR

PLT

MCC

NOTES

~~PGU OPS, PGU DATA LOG (CUE CARD)~~

~~WCS CLEANING, SCREEN ADAPTER
INSPECTION/REPLACEMENT
(URINE COLLECTION Cue Card)~~

~~PDP ACT
(PAYLOAD OPS C/L, PDP)
EARLIEST MET OF ENABLE~~

4:22:40
FWD LT STATUS ON

~~TEMP MONITOR
DFI RACK Temp Monitor - N
L6
Insert Jack
Record Temperature (See PAD)
Temp Monitor - OFF~~

~~VRCS THERMAL SOBKRACK (FTO 312-03)
(ORBIT OPS C/L, ES)
Perform Step 2
(FIRE L5D, SEQ 1)~~

| DPS2 DAP CONFIG | | |
|-----------------|-----------|-------|
| (AT 4/22:48:00) | | |
| | A | B |
| XLATION PULSE | 0.1 | 0.02 |
| ROT DSC RT NRM | 0.135 | 0.2 |
| | VRN 0.135 | 0.2 |
| PULSE | NRM 0.1 | 0.04 |
| | VRN 0.01 | 0.002 |
| COMP | NRM 0.0 | 0.0 |
| | VRN 0.0 | 0.0 |
| DB ATT | NRM 5.0 | 3.0 |
| | VRN 1.0 | 1.0 |
| RATE | NRM 0.2 | 0.2 |
| | VRN 0.02 | 0.02 |
| JET OPT | P 1 | 1 |
| | Y 1 | 1 |
| CNTL ACCEL | 0 | 0 |

| TEMP MONITOR PAD | |
|------------------|-------------|
| JACK 1 | JACK 2 |
| TEMP <u>76.8</u> | <u>75.1</u> |
| JACK 3 | JACK 4 |
| TEMP <u>79.4</u> | <u>81.2</u> |
| JACK 5 | JACK 6 |
| TEMP <u>76.1</u> | <u>79.5</u> |
| JACK 7 | JACK 8 |
| TEMP <u>-</u> | <u>72.6</u> |

ASCENDING NODE
ORB: 81
MET: 004:22:43:01
LON: 142.9 W

UPLINK
ORBITER S.V.

STS-3 DETAILED

MET
DAY 004
23:00

CDR

PLT

MCC

NOTES

B AUTO
NORM
RT 0.2
DB 3.0

AUTO MNVR TO NOSE SUN ATT
MNVR OPTION R+150.5
P+ 5.7
Y+ 2.5
DAP: B/AUTO/NORM
(23:00) Initiate MNVR

23:10

START 2X DRG RATE
BODY VECT +2
DAP: A/AUTO/NORM
(23:20) Initiate ROT

23:20
A AUTO
NORM
RT 0.135
DB 5.0

VCAP BEAM VISUAL SEARCH
(PAYLOAD OPS C/L, VCAP)
PRCS Required

VCAP BEAM VISUAL SEARCH
(PAYLOAD OPS C/L, VCAP)
PRCS Required

23:30

23:40

23:50

005
00:00

WIND
LA

MARKER

100

TERRAIN

MET
DAY 005
00:00

STS-3 DETAILED

CDR

PLT

MCC

NOTES

VCAP BEAM VISUAL SEARCH (Continued)

VCAP BEAM VISUAL SEARCH (Continued)

A AUTO
NORM
RT 0.135
DB 5.0

00:10

ORB
82

00:20

00:30

00:40

00:50

01:00

ASCENDING NODE
ORB: 82
MET: 005:00:12:17
LON: 165.7 W

| OPS2 DAP CONFIG | A | B |
|-----------------|-------|-------|
| (AT 5/00:00:00) | | |
| XLATION PULSE | 0.1 | 0.02 |
| ROT DSC RT NRM | 0.135 | 0.2 |
| VRN | 0.135 | 0.2 |
| PULSE NRM | 0.1 | 0.04 |
| VRN | 0.01 | 0.002 |
| COMP NRM | 0.0 | 0.0 |
| VRN | 0.0 | 0.0 |
| DB ATT NRM | 5.0 | 3.0 |
| VRN | 1.0 | 1.0 |
| RATE NRM | 0.2 | 0.2 |
| VRN | 0.02 | 0.02 |
| JET OPT | P 1 | 1 |
| | Y 1 | 1 |
| CNTL ACCEL | 0 | 0 |

TV SETUP (TV05 - EXERCISE)
(PHOTO/TV C/L, TV SCENES) - VTR

EXERCISE

UPLINK (IF
REQD)
BLOCK DATA
83-87

TV ACT (TV05 - EXERCISE)
(PHOTO/TV C/L, TV SCENES) - VTR

EXERCISE

TV/VTR DEACT (TV Cue Card)

MET
DAY 005
01:00

STS-3 DETAILED

CDR

PLT

MCC

NOTES

VRC5 THERMAL SOAKBACK (FTO 312-03)
(ORBIT OPS C/L, ES)
Perform Step 3
(FIRE L5D, SEQ 2)

A AUTO
NORM
RT 0.135
DB 5.0

01:10

01:20

AUTO MNVR TO NOSE SUN ATT.
MNVR OPTION R+ 94.6- *119.5*
P+ 5.7
Y+ 2.5

DAP: B/AUTO/NORM
(01:25) Initiate MNVR

B AUTO
NORM
RT 0.2
DB 3.0
01:30

01:40

START 2X ORB RATE
BODY VECT +2
DAP: A/AUTO/NORM
(01:41) Initiate ROT

ORB
83

A AUTO
NORM
RT 0.135
DB 5.0

01:50

02:00

SPC
VCAP

VTR PLAYBACK of TV05 - EXERCISE
(PHOTO/TV C/L, TV SCENES)

ASCENDING NODE
ORB: 83
MET: 005:01:41:33
LON: 171.4 E

TV05 VTR PLAYBACK:
EXERCISE

T
I
R
I

T
I
R
I

T
H
A
M
I
C
U
B
C
D
S
T
T
S
D
C
X
I

V
T
R
I

MET
DAY 005
02:00

STS-3 DETAILED

CDR

PLT

MCC

NOTES

A AUTO
NORM
RT 0.135
DB 5.0

- IECM CLOSE SHUTTER
- R11 IECM - POS 1, Wait 30 sec,
return to POS 2
 - ON MCC GO:
 - R11 PL AFT MN B - OFF
WAIT 3 MIN
 - R11 PL AFT MN B - ON

MEAL PREP (Cue Card)
Prepare DAY 6, MEAL B

| DPS2 OAP CONFIG (AT 5/02:00:00) | A | B |
|------------------------------------|-------|-------|
| XLATION PULSE | 0.1 | 0.02 |
| ROT DSC RT VRN | 0.135 | 0.2 |
| PULSE VRN | 0.1 | 0.04 |
| COMP VRN | 0.01 | 0.002 |
| DB ATT VRN | 0.0 | 0.0 |
| RATE VRN | 5.0 | 3.0 |
| JET OPT | P 1 | 1 |
| | Y 1 | 1 |
| CNTL ACCEL | 0 | 0 |

R 166.1
D 5-7
Y 2.5
2x At 2:20

02:10

02:20

02:30

02:40

02:50

03:00

16MM CAMR SETUP (16MM/06-PGU OPS)
(PHOTO/TV C/L, 16MM SCENES)

16MM CAMR ACT (16MM/06-PGU OPS)
FSO S392-07
(PHOTO/TV C/L, 16MM SCENES)

16MM CAMR DEACT (16MM/06-PGU OPS)
(PHOTO/TV C/L, 16MM SCENES)

PGU OPS, PGU DATA LOG. (CUE CARD)

HIGH LOAD DUCT THERMAL RESPONSE
(FTO 312-06)
L1 HI LOAD DUCT HTR - B
(30 MIN PRIOR TO HI LOAD ENABLE)

MET
DAY 005
03:00

STS-3 DETAILED

CDR

PLT

MCC

NOTES

A AUTO
NORM
RT 0.135
DB 5.0

03:10

ORB
84

03:20

03:30

03:40

03:50

04:00

MEAL

MEAL

UPLINK
ORBITER S.V.

ASCENDING NODE
ORB: 84
MET: 005:03:10:50
LON: 148.6 E

STS-3 DETAILED

CDR

PLT

MCC

NOTES

MET
DAY 005
04:00

P
D
V
S
E
T

A AUTO
NORM
RT 0.135
DB 5.0

04:10

04:20

04:30

04:40

DRB
85

04:50

05:00

THEODOLITE SETUP/ACT ① 4-102A

L1 HI LOAD EVAP - ENABLE

STOW RADIATORS ② 4-102A

PLBD COLD CASE PERF (FTO 356-01)

Reference PLBD OPS, NOTE ③ 4-102A
Perform Theodolite Ops for TARGET PAD
GROUP A, 4-102B

CRT SH OPS 202 PRO

SH PL BAY DOORS

R13L ✓ PL BAY DR - STOP

CRT4 AC POWER ON - ITEM 1 EXEC (x)

Close Port door & Fwd/Aft latch groups
Perform Theodolite Ops for TARGET PAD
GROUP B, 4-102B

Close Stbd door to proximity of closed
position, verify 2 motors

Alternately start & stop PLBD until near
closed. Determine c/l latch # that will
make contact first. Record this latch #
and its expected contact point on NO GO
DIAGRAM, 4-104A
Repeat Theodolite Ops for TARGET PAD
GROUP C, 4-102B

TV SETUP (TV06 - THEODOLITE OPS)
(PHOTO/TV C/L, TV SCENES) - LIVE, GDS

PLBD CYCLE TEST (FTO 356 -0X)

Open Stbd door

Open Port Fwd/Aft latch groups

Open Port door

| OPS2 DAP CONFIG (AT 5/04:00:00) | A | B |
|------------------------------------|-------|-------|
| XLATION PULSE | 0.1 | 0.02 |
| ROT DSC RT NRM | 0.135 | 0.2 |
| VRN | 0.135 | 0.2 |
| PULSE | 0.1 | 0.04 |
| VRN | 0.01 | 0.002 |
| COMP | 0.0 | 0.0 |
| VRN | 0.0 | 0.0 |
| DB ATT | 5.0 | 3.0 |
| VRN | 1.0 | 1.0 |
| RATE | 0.2 | 0.2 |
| VRN | 0.02 | 0.02 |
| JET OPT | P 1 | 1 |
| | Y 1 | 1 |
| CNTL ACCEL | 0 | 0 |

ASCENDING NODE
ORB: 85
MET: 005:04:40:05
LON: 125.8 E

THEODOLITE SETUP/ACTIVATION ①

A17 Unstow: Theodolite, Bracket, Battery cable
W9 Install Bracket (2 fasteners) & Theodolite (1 fastener)

Connect cable to Battery, Battery to Theodolite
Theodolite PWR Switch - ON (Display shows dots)
✓FUNCTION - H
✓DIRECTION - CW

NOTE

The following step must be performed each time the Theodolite is turned on

With telescope ptg below horizontal, slowly pass telescope upward through horizontal. Display will clear & show numbers

STOW RADIATORS ②

A7U PL BAY FLOOD FWD,AFT (four) - ON (~3 min to full bright)
FWD BHD - ON (~3 min to full bright)

P R13L ✓RAD LAT CNTL SYS (two) - OFF (tb-REL)
✓CNTL SYS (two) - OFF (tb-DPY)

PL BAY MECH PWR SYS (two) - ON
RAD CNTL SYS (two) - STOW (concurrently)
✓(tb-bp ~40 sec, STO)
- OFF

* If tb not bp after 10 sec or if tb not STO in 40 sec *
* & no motion determined visually: *
* R13L RAD CNTL SYS (two) - OFF *
* Go to MALF, MECH, 9.2b or 9.2d (Stbd) or MECH, 9.2f or *
* 9.2h (Port) *
* * * * *

SINGLE RAD OPS
(Open MA73C:C&D MCA LOGIC PWR AC cbs for failed RAD)

| | | |
|--------|--------------|--------------|
| | STBD RAD cbs | PORT RAD cbs |
| STOW: | AC1MID3 | AC1MID1 |
| | AC3MID2 | AC3MID4 |
| LATCH: | AC1MID3 | AC1MID1 |
| | AC2MID2 | AC2MID4 |
| | AC3MID2 | AC3MID4 |

RAD LAT CNTL SYS (two) - LAT (concurrently)
- (tb-bp ~25 sec, LAT)
- OFF

PL BAY MECH PWR SYS (two) - OFF

PLBD OPS CAUTION NOTE ③

CAUTION

If SM GPC fails during any PLBD test:
06 MDM PL1,2 (two) - OFF
GPC MODE 4 - STBY,HALT
MDM PL1,2 (two) - ON
Reload SM into GPC 2
Perform MALF, DPS, SSR-3 and DPS, SSR-4

When closing/opening any PLBD latch group:

- o If no PORT BHD CL after 60 sec
 1. with at least one closed microswitch indication, continue PLBD procedures
 2. otherwise, perform MALF, MECH, 9.1j
- o If PORT BHD latch closes on single mtr, continue PLBD procedures
- o If no PORT BHD OP after 60 sec
 1. with at least one open microswitch indication, continue PLBD procedures
 2. with no open microswitch indication, perform MALF, MECH, 9.1b|2|
- o Always note any single mtr latch operations
- o If no latch or door motion within ~ 10 sec after cmd, (no motion determined visually),
PL BAY DR - STOP, perform MALF, MECH, 9.1a
- o If one mtr fails in each PORT BHD latch gang, prepare to Deorbit.
If a Deorbit Opp not available, reopen PLBDs

When opening/closing PLBD:

- o If door motion stops and no OP/RDY status,
PL BAY DR - STOP, perform MALF, MECH, 9.1j for opening or 9.1k for closing
- o If door closes on single mtr (~ 120 sec), do not reopen PLBD, prepare to Deorbit. If a Deorbit Opp not available, reopen PLBD
- o For failed open latches, do not attempt to close unless an Entry capability is available

RAD LATCH RELEASE/DEPLOY (4)

P RAD LATCH RELEASE

R13L ✓RAD LAT CNTL SYS (two) - OFF (tb-LAT)
 ✓RAD CNTL SYS (two) - OFF (tb-STO)

Zero Timer
 R13L PL BAY MECH PWR SYS (two) - ON
 RAD LAT CNTL SYS (two) - REL (concurrently), start Timer
 ✓(tb-bp ~25 sec, REL)
 - OFF

RAD DEPLOY

R13L RAD CNTL SYS (two) - DPY (concurrently)
 ✓(tb-bp ~40 sec, DPY)
 - OFF
 Verify Stbd & Port RAD Panels are deployed & stabilized

R13L PL BAY MECH PWR SYS (two) - OFF

- * If either RAD deploys in > 40 sec, or tb not bp *
- * after 10 sec, stow and latch RADS *
- * Redeploy only good RAD (Stbd. or Port) *
- * (Open MA73C:C&D MCA LOGIC PWR AC cbs for failed RAD) *

| | STBD RAD cbs | PORT RAD cbs |
|--------|-------------------------------|-------------------------------|
| DPY: | AC1MID3 AC3MID2 | AC1MID1 AC3MID4 |
| LATCH: | AC1MID3 AC2MID2 AC3MID2 | AC1MID1 AC2MID4 AC3MID4 |

A7U PL BAY FLOOD (all) - OFF

L1 HI LOAD EVAP - OFF

A17 Stow Theodolite, Bracket, Battery, Battery Cable

| FUNCTION | PLBD CONTROL | | | | | | PLBD DISPLAY PL MDM | | | | |
|----------|-----------------------------|------|-----|--------|------|-----|---------------------|---|-----------|---|-----------|
| | Ref: MA73C:C&D for MCA (cb) | | | | | | | | | | |
| | MTR 1 | | | MTR 2 | | | C C O O | | C R R R O | | |
| | AC/MCA | CNTL | MDM | AC/MCA | CNTL | MDM | A | B | A | B | C |
| LATCH | | | | | | | | | | | |
| 5-8 | 1/MID3 | AB3 | PL1 | 3/MID2 | CA3 | PL2 | 1 | 2 | 1 | 2 | |
| 9-12 | 1/MID1 | AB3 | PL1 | 3/MID4 | CA3 | PL2 | 1 | 2 | 1 | 2 | |
| 1-4 | 1/MID3 | AB3 | PL1 | 3/MID2 | CA3 | PL2 | 1 | 2 | 1 | 2 | |
| 13-16 | 3/MID4 | CA3 | PL2 | 2/MID2 | BC3 | PL1 | 2 | 1 | 2 | 1 | |
| R FWD | 1/MID1 | AB3 | PL1 | 2/MID4 | BC3 | PL2 | 1 | 2 | 1 | 2 | |
| R AFT | 3/MID4 | CA3 | PL2 | 2/MID2 | BC3 | PL1 | 2 | 1 | 2 | 1 | |
| R DOGR | 1/MID1 | AB3 | PL1 | 2/MID4 | BC3 | PL2 | | | | | 1 1 2 2 1 |
| | | | | | | | | | | | 2 1 2 2 2 |
| L FWD | 1/MID1 | AB3 | PL1 | 2/MID4 | BC3 | PL2 | 1 | 2 | 1 | 2 | |
| L AFT | 1/MID3 | AB3 | PL1 | 3/MID2 | CA3 | PL2 | 1 | 2 | 1 | 2 | |
| L DOGR | 3/MID4 | CA3 | PL2 | 2/MID2 | BC3 | PL1 | | | | | 2 1 1 2 2 |
| | | | | | | | | | | | 1 1 1 2 1 |

| THEODOLITE TARGET PAD | | |
|--------------------------|---------|---------|
| TARGET (A) | HORIZ | VERT |
| HANDRAIL STBD (1) (zero) | 359.999 | 90.819 |
| PORT (2) | 2.337 | 90.803 |
| TARGET (B) | HORIZ | VERT |
| HANDRAIL STBD (1) | 359.997 | 90.815 |
| C/L, PORT 14P | 2.403 | 89.832 |
| 12P | 2.607 | 89.666 |
| 10P | 2.732 | 89.399 |
| 7P | 3.697 | 88.760 |
| 5P | 4.766 | 87.834 |
| 3P | 7.455 | 85.698 |
| TARGET (C) | HORIZ | VERT |
| HANDRAIL STBD (1) | 359.994 | 90.811 |
| C/L, STBD 14S | 1.995 | 89.518 |
| 12S | 2.133 | 89.284 |
| 10S | 2.340 | 88.974 |
| 7S | 2.898 | 88.155 |
| 5S | 3.669 | 87.001 |
| 3S | 5.481 | 84.072 |
| TARGET (D) | HORIZ | VERT |
| LONGERON, PORT 2 | 21.034 | 102.801 |
| 3 | 25.358 | 105.025 |
| LONGERON, STBD 4 | 342.825 | 105.684 |
| 5 | 346.174 | 103.113 |
| 6 | 352.304 | 98.307 |

STS-3 DETAILED

MET
DAY 005
05:00

CDR

PLT

MCC

NOTES

A AUTO
NORM
RT 0.135
DB 5.0

TV ACT (TV06 - THEODOLITE OPS)
(PHOTO/TV C/L, TV SCENES) - LIVE, GDS

CRT4 AC POWER OFF - ITEM 2 EXEC (x)
SM OPS 201 PRO
SM ANTENNA
Perform Theodolite Ops for TARGET PAD
GROUP D, 4-102B

05:10

TV/VR DEACT (TV Cue Card)

RAD LATCH RELEASE/DEPLOY (4) 4-102B

05:20

MA9L WHOLE GAS SAMPLE (FTO 361-01)
Fill Air Bottle # 3

VRCS THERMAL SOAKBACK (FTO 312-03)
(ORBIT OPS C/L, ES)
Perform Step 4
(DISABLE FWD, RT PRCS)

05:40

LI HI LOAD DUCT HTR - OFF
(Post PLBD Ops)

05:50

SINGLE G2 GPC OPS
(ORBIT OPS C/L, OPS)

A AUTO
VERN
RT 0.135
DB 1.0

06:00

TV06 SCENE: THEODOLITE
LIVE

UPDATE
TRI CH2 Latest
MET of DISABLE

T
B G C
U D C
S I X

T
M L X

B
O T T L

S
A A

M
R
E
D
U

P
D
O
P
S

P
D
O
P
S

T
V

MET
DAY 005
06:00

A AUTO
VERN
RT 0.135
DB 1.0

ORB
86

06:10

A AUTO
VERN
RT 0.016
DB 0.05

06:20

06:30

06:40

06:50

07:00

STS-3 DETAILED

CDR

PLT

MCC

NOTES

CHANGE DAP A: ROT DISC RATE VERN - 0.016 (ITEM 3)
DB ATT VERN - 0.05 (ITEM 9)

PDP DEFACT
(PAYLOAD OPS C/L, PDP)

Latest MET of disable:

AUTO MNVR TO TOP SUN ATT

TGT ID + 4
BODY VECT + 5
P + 90.0
Y + 0.0
OM + 318.6

DAP: B/AUTO/VERN
(06:05) Initiate TRK

When MNVR complete:
DAP: A/AUTO/VERN

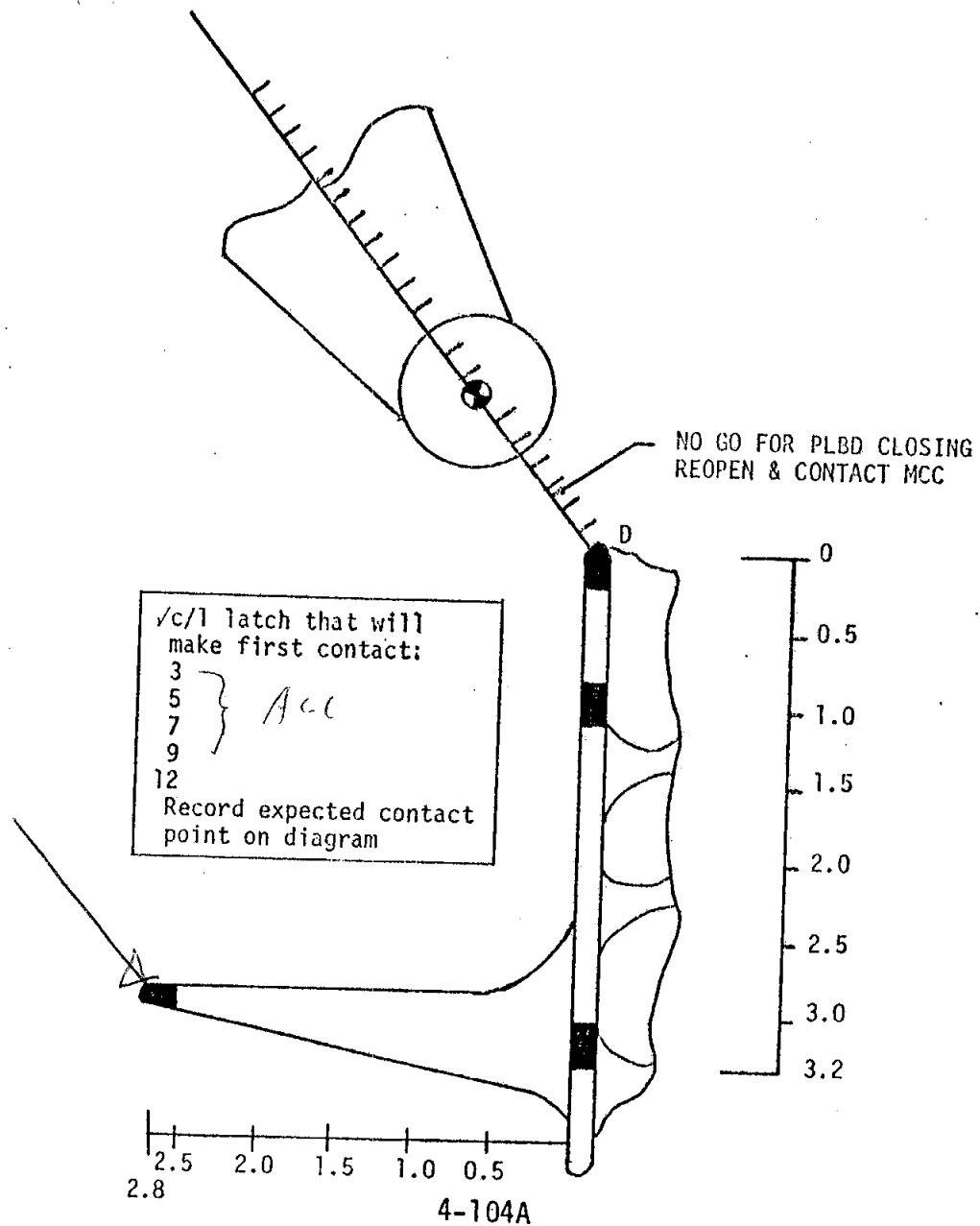
SUSIM NULL ALIGN
(PAYLOAD OPS C/L, SUSIM)

CRYO TANK THERMAL TEST
(FTO 343-02)
O2 TK1 HTRS A, B (two) - OFF
H2 TK1 HTRS A, B (two) - OFF

ASCENDING NODE
ORB: 86
MET: 005:06:09:21
LON: 103.0 E

| OPS2 DAP CONFIG (AT 5/06:05:00) | A | B |
|------------------------------------|-------|-------|
| XLATION PULSE | 0.1 | 0.02 |
| ROT DSC RT NRM | 0.2 | 0.2 |
| VRN | 0.016 | 0.2 |
| PULSE NRM | 0.1 | 0.04 |
| VRN | 0.01 | 0.002 |
| COMP NRM | 0.0 | 0.0 |
| VRN | 0.0 | 0.0 |
| DB ATT NRM | 5.0 | 3.0 |
| VRN | 0.05 | 1.0 |
| RATE NRM | 0.2 | 0.2 |
| VRN | 0.02 | 0.02 |
| JET OPT | P 1 | 1 |
| | Y 1 | 1 |
| CNTL ACCEL | 0 | 0 |

NO GO DIAGRAM
C/L LATCH EXTENDED GUIDE ROLLER TRAJECTORY



This Page Intentionally Blank

4-104B

STS-3/FIN

STS-3 DETAILED

CDR

PLT

MCC

NOTES

MET
DAY 005

07:00
A AUTO
VERN
RT 0.016
DB 0.05

07:10

07:20

07:30

07:40

07:50

08:00

ORB
87

SUSIM NULL ALIGN
(PAYLOAD OPS C/L, SUSIM)

MEAL PREP (Cue Card)
Prepare DAY 6, MEAL C

EXERCISE

EXERCISE

SUSIM NULL ALIGN
(PAYLOAD OPS C/L, SUSIM)

AUTO MNVR TO IMU ALIGN ATT

MNVR OPTION: R + 83.5
P + 145.7
Y + 330.4

(8:45) Initiate MNVR

ASCENDING NODE
ORB: 87
MET: 005:07:38:37
LON: 80.2 E

STS-3 DETAILED

NET
DAY 005
08:00

CDR

PLT

MCC

NOTES

A AUTO
VERN
RT 0.016
DB 0.05

08:10

08:20

08:30

08:40

08:50

09:00

POST
S
OFF

MEAL

MEAL

DAP: B/AUTO/VERN
INITIATE MNR

UPLINK
ORBITER S.V.

TPR (IF REQD)
BLOCK DATA
& WEATHER DATA
ORBITS 88-92

| OPS2 DAP CONFIG | | A | B |
|-----------------|--------|-------|-------|
| (AT 5/08:00:00) | | | |
| XLATION | PULSE | 0.1 | 0.02 |
| ROT DSC | RT NRM | 0.2 | 0.2 |
| | VRN | 0.016 | 0.2 |
| PULSE | NRM | 0.1 | 0.04 |
| | VRN | 0.01 | 0.002 |
| COMP | NRM | 0.0 | 0.0 |
| | VRN | 0.0 | 0.0 |
| DB ATT | NRM | 5.0 | 3.0 |
| | VRN | 0.05 | 1.0 |
| RATE | NRM | 0.2 | 0.2 |
| | VRN | 0.02 | 0.02 |
| JET OPT | P | 1 | 1 |
| | Y | 1 | 1 |
| CNTL ACCEL | | 0 | 0 |

T
H
R
W
I

1
...
0
...
1

S
A
A

B AUTO
VERN
RT 0.2
DB 1.0

MET
DAY 005
09:00

B AUTO
VERN
RT 0.2
DB 1.0

ORB
88

09:10
A AUTO
VERN
RT 0.016
DB 0.05

09:20

09:30

09:40

09:50

10:00

STS-3 DETAILED

CDR

PLT

MCC

NOTES

INIT ALIGNMENT - S TRK
(ORBIT OPS C/L, GNC)
STAR ID: -Y: 48, ZUBENESCHEMALI
 -Z: 44, MERAQ
ANG DIF: 83.9

AUTO MNVR TO TOP SUN ATT
TCT ID * 4
BODY VECT * 5
P *
Y *
OM * 318.6
DAP: A/AUTO/VERN
(9:06) Initiate TRK

06 STAR TRACKER PWR -Z - OFF
 -Y - OFF
GNC, I/O RESET EXEC
WHEN MNVR COMPLETE
DAP: A/AUTO/VERN

PGU OPS, PGU DATA LOG (CUE CARD)

SUPPLY WATER DUMP
(ORBIT OPS C/L, ECLS)
Dump TKS A & B
Dump to:
QTY A = _____ QTY B = _____

SUSIM INIT ALIGN
(PAYLOAD OPS C/L, SUSIM)

EC PURGE - AUTO (Cue Card)

CO2 ABSORBER REPLACEMENT
(8 into B)

DFI POWER UP (HAM)
R11:H DFI PCH CONT 1,2,3 SGSC(three) - ON

PRIVATE MEDICAL COMMUNICATION
(If Required)

PRIVATE MEDICAL COMMUNICATION
(If Required)

DFI POWER DOWN
R11:H DFI PCH CONT 1,2,3 SGSC(three) - OFF

TV SETUP (TVOR - PERSONAL HYGENE)
(PHOTO/TV C/L, TV SCENES)

HOUSEKEEPING

Stars 48 & 44 available
from 5/8:38
to 5/9:24

ASCENDING NODE
ORB: 88
MET: 005:09:07:52
LON: 57.4 E

| INIT ALIGN PAD | | | |
|-----------------------------|-------|---------|-----------------|
| REQD ID: -Y 48 | -Z 44 | ANG ERR | 0.1 |
| ANG 83.91 | 2 | | 3 |
| ΔX | (+) | .11 | (-) .12 (H) .08 |
| ΔY | (+) | .04 | (-) .02 (H) .09 |
| ΔZ | (+) | .10 | (-) .11 (H) .12 |
| EXECUTION TIME: 05109:03:12 | | | |

UPDATE
H2O SPLY DUMP
QTY TK A & B

START OF 312-04
ST OFF

Temp Cabin
9:45

| | | |
|------|------|------|
| 1 | 2 | 3 |
| 80.8 | 80.2 | 82.6 |

| | | |
|------|------|------|
| 4 | 5 | 6 |
| 84.6 | 77.9 | 79.5 |

| | |
|------|------|
| 7 | 8 |
| 81.6 | 75.8 |

MET
DAY 005
10:00

STS-3 DETAILED

PLT

MCC

NOTES

A AUTO
VERN
RT 0.016
DB 0.05

SUSIM NULL ALIGN
(PAYLOAD OPS C/L, SUSIM)

CONNECT RETURN (OPS 2,3)
(ORBIT PKT C/L, RCS)

| OPS2 DAP CONFIG (AT 5/10:00:00) | A | B |
|------------------------------------|-----------|-------|
| XLATION PULSE | 0.1 | 0.02 |
| ROT DSC RT | NRM 0.2 | 0.2 |
| | VRN 0.016 | 0.2 |
| PULSE | NRM 0.1 | 0.04 |
| | VRN 0.01 | 0.002 |
| COMP | NRM 0.0 | 0.0 |
| | VRN 0.0 | 0.0 |
| DB ATT | NRM 5.0 | 3.0 |
| | VRN 0.05 | 1.0 |
| RATE | NRM 0.2 | 0.2 |
| | VRN 0.02 | 0.02 |
| JET OPT | P 1 | 1 |
| | Y 1 | 1 |
| CNTL ACCEL | 0 | 0 |

PRE SLEEP ACTIVITY

Configure: LIGHTING

BACKUP TONES:

M042F MIDDECK SPKR AUD PWR - AUD
 /SPKR PWR - SPKR/MIC
 VOL - as reqd
 /TONES - ACCU/BYP

SET OFF AN ALERT TONE AND ADJUST
 BYPASS TONE VOLUME AS REQ

M042F AUDIO PWR - AUD/TONE

A13 SET OFF AN ALERT TONE AND ADJUST AUDIO
 VOLUME AS REQ

TPR AUDIO:

R10 /MS AUD PWR - AUD
 /A/G 1 - OFF
 /A/G 2 - T/R
 /A/A - OFF
 /ICOM (two) - OFF
 All other AUD PNLs A/G 2 - OFF

ALERT TONE DURATION
 SM CHECKPOINT (CUE CARD)
 CRT TIMER for WAKE UP
 /CRT 4 MAJ FUNC - SM
 CRTs (one STBY, three OFF)
 WINDOW SHADES/FILTERS

C3 /DFI RCDRS PCM - LO SAMP

MEDICAL DATA REPORT (MICROCASSETTE)
RECORDER Cue Card

A8L PORT RMS HTR - AUTO

ASCENDING NODE
 ORB: 89
 MET: 005:10:37:07
 LON: 34.6 E

11:00

STS-3 DETAILED

NET
DAY005
11:00

CDR

PLT

MCC

NOTES

A AUTO
VERN
RT 0.016
DB 0.05

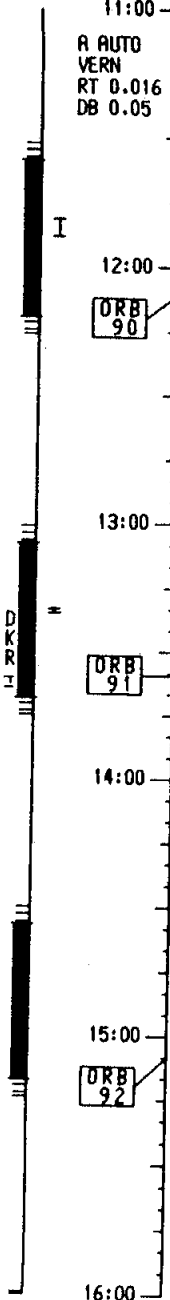
1100B
1100C
1100D

1100B
1100C
1100D

1100B
1100C
1100D

1100B
1100C
1100D

1100B
1100C
1100D



SLEEP

SLEEP

UPLINK
ORBITER S.V.

TPR (IF READ)
BLOCK DATA
& WEATHER DATA
ORBITS 93-97

ASCENDING NODE
ORB: 90
NET: 005:12:06:22
LON: 11.8 E

ASCENDING NODE
ORB: 91
NET: 005:13:35:37
LON: 10.9 W

ASCENDING NODE
ORB: 92
NET: 005:15:04:51
LON: 33.7 W

MET
DAY 005

16:00

A AUTO
VERN
RT 0.016
DB 0.05

16:10

16:20

16:30

DRB
93

16:40

16:50

17:00

STS-3 DETAILED

CDR

SLEEP

PLT

SLEEP

MCC

UPLINK
ORBITER S.V.

NOTES

ASCENDING NODE
ORB: 93
MET: 005:16:34:06
LON: 56.5 W

LD
LRRK
T
MAX
D
I

MET
DAY 005

17:00

A AUTO
VERN
RT 0.016
DB 0.05

17:10

17:20

17:30

17:40

17:50

18:00

STS-3 DETAILED

CDR

SLEEP

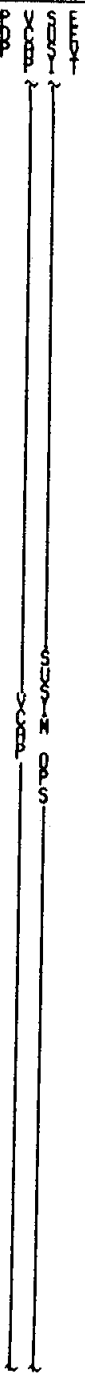
PLT

SLEEP

MCC

NOTES

17:10 RPO



STS-3 DETAILED

MET
DAY 005
18:00

ORB
94

A AUTO
VERN
RT 0.016
DB 0.05

18:10

18:20

18:30

18:40

18:50

19:00

P
V
S
E

SUN
DATA

CDR

SLEEP

PLT

SLEEP

MCC

UPLINK
ORBITER S.V.

NOTES

ASCENDING NODE
ORB: 94
MET: 005:18:03:20
LON: 79.3 M

T
M
X
D

T
Y
R
I

STS-3 DETAILED

CDR

PLT

MCC

NOTES

MET
DAY005
19:00

A AUTO
VERN
RT 0.016
DB 0.05

19:10

19:20

19:30

19:40

19:50

20:00

POST SLEEP ACTIVITY

Configure: LIGHTING

COMM

ALERT TONE DURATION

CRTs

TPR AUDIO; On all AUD PNLs (Except MS) A/G 2 - RCV

MEAL PREP DAY 7 MEAL A (Cue Card)

If not already accomplished, perform TV08 - PERSONAL HYGIENE - VTR

ABL PORT RMS HTR - OFF

SM CHECKPOINT (CUE CARD)

06 STAR TRACKER -Z - ON
-Y - ON
CNC, I/O RESET EXEC
VERIFY TRACK MODE -Y TRACKER

TELEPRINTER MESSAGE
REVIEW

TELEPRINTER MESSAGE
REVIEW

ASCENDING NODE

ORB: 95

MET: 005:19:32:34

LON: 102.1 M

-Z ST ON (FTO 312-04)

-Y ST ON (FTO 378-01)

STS-3 DETAILED

MET
DAY 005
20:00

CDR

PLT

MCC

NOTES

A AUTO
VERN
RT 0.016
DB 0.05

20:10

20:20

20:30

20:40

20:50

21:00

MEAL

MEAL

AUTO MNVR TO IMU ALIGN ATT
 MNVR OPTION: R +172.8
 P + 34.3
 Y + 50.9
 DAP: A/AUTO/VERN
 (20:49) Initiate MNVR

| OPS2 DAP CONCIG | A | B |
|-----------------|-------|-------|
| (AT 5/20:00:00) | | |
| XLATION PULSE | 0.1 | 0.02 |
| ROT DSC RT NRH | 0.2 | 0.2 |
| VRN | 0.016 | 0.2 |
| PULSE NRH | 0.1 | 0.04 |
| VRN | 0.01 | 0.002 |
| COMP NRH | 0.0 | 0.0 |
| VRN | 0.0 | 0.0 |
| DB ATT NRH | 5.0 | 3.0 |
| VRN | 0.05 | 1.0 |
| RATE NRH | 0.2 | 0.2 |
| VRN | 0.02 | 0.02 |
| JET OPT | P 1 | 1 |
| Y | 1 | 1 |
| CNTL ACCEL | 0 | 0 |

Stars 29 & 22 available
 from 5/20:50
 to 5/21:26

STS-3 DETAILED

MET DAY 005
21:00
ORB 96
B AUTO VERN RT 0.2 DB 1.0
21:10
A AUTO VERN RT 0.016 DB 0.05
21:20
21:30
21:40
21:50
22:00

P
D
S
E
Y
S
E
C
S
M
A
R
D
X
I
S

CDR

PLT

MCC

NOTES

IML ALIGNMENT - S TRK

(ORBIT OPS C/L, GNC)
STAR ID: -Y: 29, ALKRAID
 -Z: 22, ALTAIR
ANG DIF: 83.8
LEAVE STAR TRACKERS ON
AUTO MNVR TO TOP SUN ATT
TGT ID + 4
BODY VECT + 5
P + DO NOT UPDATE
Y + P,Y
ON + 321.2
DAP: B/AUTO/VERN
(21:05) Initiate TRK

EC PURGE - AUTO (Cue Card)

WHEN MNVR COMPLETE
DAP: A/AUTO/VERN

CRYO TANK THERMAL TEST

(FTO 343-02)
O2 TK1 HTRS A, B (two) - AUTO
H2 TK1 HTRS A, B (two) - AUTO

ICONNECT: 1 (R) OMS to RCS
(ORBIT PKT C/L, RCS)

ECS DEO DISPLAY CONECT ①

DUAL G2 CPC OPS
(ORBIT OPS C/L, OPS)

PGU OPS, PGU DATA LOG (CUE CARD)

DEI POWER UP (MIL)
R11:H DFI PCM CONT 1,2,3 SGSC(three) - ON

SUSIM NULL ALIGN
(PAYLOAD OPS C/L, SUSIM)

DEI POWER DOWN
R11:H DFI PCM CONT 1,2,3 SGSC(three) - OFF

SUPPLY WATER DUMP
(ORBIT OPS C/L, ECLS)
Dump TKS A & B
Dump to: QTY A = QTY B =

WCS CLEANING, SCREEN ADAPTER
INSPECTION/REPLACEMENT
(URINE COLLECTION Cue Card)

TEMP MONITOR
DFI RACK\ Temp Monitor - N
L6
Insert Jack
Record Temperature (See PAD)
Temp Monitor - OFF

ASCENDING NODE
ORB: 96
MET: 005:21:01:48
LON: 124.9 W

IML ALIGN PAD

REQD ID: -Y 29 -Z 22 ANG ERR 01
ANG 1 2 3
Δ X
(-) 01 (-) 21 (-) 13
Δ Y
(-) 05 (-) 07 (-) 05
Δ Z
(-) 27 (-) 33 (-) 49

EXECUTION TIME: 05,21,02,11

UPLINK
ORBITER S.V.
UPDATE
H2O SPLY DUMP
QTY TK A & B

| TEMP MONITOR PAD | |
|--------------------|------------------|
| JACK 1 | JACK 2 |
| TEMP <u>24.5</u> | TEMP <u>26.6</u> |
| JACK 3 | JACK 4 |
| TEMP <u>26.3</u> | TEMP <u>29.2</u> |
| JACK 5 | JACK 6 |
| TEMP <u>24.3</u> | TEMP <u>21.3</u> |
| JACK 7 | JACK 8 |
| TEMP <u> </u> | TEMP <u>22.2</u> |

UPDATE
OMS/RCS
ICONNECT
CONFIG

- ECS & DEO DISCREP CONECT ①
- 014 RGA (four) - ON
 - 015 cb MNA,B,C ADTA (four) - cl
 - 016 ✓cb MNA,B ACCEL 1,2 (two) - cl
 - cb MNA,C DDU AFT (two) - op
 - cb MNB,C DDU R (two) - cl
 - ASA (four) - ON
 - ✓ACCEL 4,3 (two) - ON
- 07 TACAN (three) MODE - T/R
(three) ANT SEL - LOWER
CH 1 - ~~088X~~ 102X
CH 2 - ~~098X~~ 088X
CH 3 - ~~102X~~ 098X
(22:00) Channels are for Mexico, USA
- 08 RADAR ALTM (two) - ON
 - MLS (three) - ON
 - F6/F8 INST PHR - FLT (F6)
 - ON (F8)
 - TRIM PNL - ON
 - F8 HSI: ✓off flag - not visible
 - ADI: ✓Error Needles & Rate
 - Pointers - visible
 - C3 ✓FCS CH (four) - AUTO

MET
DAY 005
22:00

STS-3 DETAILED

CDR

PLT

MCC

NOTES

G2 TO G8 TRANSITION

SN 62 PCMMU/PL COMM
LOAD PCMMU FORMAT (Cue Card)
FORMAT ID: 4/162

GAS SYNC

GAS RELAY 04 LATENT TO HOT:
CLR (A--A)
04 (A04L)
O/S (P04H)
E (H04H)

GNC 0 GPC MEMORY

CONFIG - ITEM 1 + 8
MODIFY MC 8 per MC 8 CONFIG TABLE

If interconnected, terminate OMS/RCS gauging

GAS RELAY 04 HOT TO LATENT:

GNC 23 RCS

OMS PRESS ENA: OFF - ITEM 7 EXEC

CLR (A--A)

GNC DPS 801 PRO

04 (A04H)

GNC FCS/DED DIS C/O

O/S (P04L)

DAP: A/AUTO/VERN

E (L04L)

If interconnected, reinitialize OMS/RCS gauging

GNC 23 RCS

OMS PRESS ENA: L(R) OMS - ITEM 5(6) EXEC

NOTE

Disregard callout for NORM jets
in Deorbit Prep - stay on Verniers

ON-ORBIT FCS CHECKOUT, PART 2
(PDP, NOMINAL DEORBIT PREP)

ON-ORBIT FCS CHECKOUT, PART 2
(PDP, NOMINAL DEORBIT PREP)

22:30

ORB
97

22:40

22:50

23:00

| DPS2 DAP CONFIG (AT 5/22:00:00) | A | B |
|------------------------------------|-----------|-------|
| XLATION PULSE | NRM 0.1 | 0.02 |
| ROT DSC RT | NRM 0.2 | 0.2 |
| | VRN 0.016 | 0.2 |
| PULSE | NRM 0.1 | 0.04 |
| | VRN 0.01 | 0.002 |
| COMP | NRM 0.0 | 0.0 |
| | VRN 0.0 | 0.0 |
| DB ATT | NRM 5.0 | 3.0 |
| | VRN 0.05 | 1.0 |
| RATE | NRM 0.2 | 0.2 |
| | VRN 0.02 | 0.02 |
| JET OPT | P 1 | 1 |
| | Y 1 | 1 |
| CNTL ACCEL | 0 | 0 |

ASCENDING NODE
ORB: 97
MET: 005:22:31:01
LON: 147.7 W

| MC 8 CONFIG TABLE | | |
|-------------------|-------|--|
| CONFIG | 8 | |
| GPC | 12000 | |
| STR 1 | 1 | |
| 2 | 2 | |
| 3 | 2 | |
| 4 | 1 | |
| PL 1/2 | 0 | |
| CRT 1 | 1 | |
| 2 | 2 | |
| 3 | 0 | |
| 4 | 2 | |
| L 1 | 0 | |
| 2 | 0 | |
| MM 1 | 1 | |
| 2 | 2 | |

STS-3 DETAILED

CDR

PLT

MCC

NOTES

MET
DAY 005
23:00

A AUTO
VERN
RT 0.016
DB 0.05

23:10

B AUTO
VERN
RT 0.2
DB 1.0
23:20

23:30
B AUTO
VERN
RT 0.5
DB 1.0

23:40

23:50

B AUTO
VERN
RT 0.2
DB 1.0

006
00:00

VERIFY G8 TO G2 TRANSITION COMPLETE
AUTO MNVR TO COAS ATT 1

MNVR OPTION R+233.4
P+196.1
Y+352.1

DAP: B/AUTO/VERN
(23:19) Initiate MNVR
WHEN MNVR COMPLETE
Change DAP B: ROT DISC RATE VERN - 0.5 (ITEM 17)

COAS VERIFICATION
(FTO 373-02-06)
(ORBIT OPS C/L, ES)
(Use DAP B)

CALIBRATE COAS (Sunset)
STAR ID: -Z: 12, CANOPUS

1ST ALN VER DATA TAKE
STAR ID: -Z: 12, CANOPUS

AUTO MNVR TO 2ND ATTITUDE
MNVR OPTION R+200.8
P+272.8
Y+ 57.8

DAP: B/AUTO/VERN
(23:43) Initiate MNVR

2ND ALN VER DATA TAKE
STAR ID: -Z: 19, SPICA
ANG DIF: 90.2 (STARS 12 & 19)

(23:50) COAS CAL VERIFICATION (Midnight)
STAR ID: -Z: 19, SPICA

Change DAP B: ROT DISC RATE VERN - 0.2 (ITEM 17)

G8 TO G2 TRANSITION

SM 62 PCMMU/PL COMM
LOAD PCMMU FORMAT (Cue Card)
FORMAT ID: 3/161

GNC 0 GPC MEMORY
CONFIG - ITEM 1+2
MODIFY MC 2 per MC2 CONFIG TABLE

If interconnected, terminate
OMS/RCS gauging
GNC 23 RCS
OMS PRESS ENA: OFF - ITEM 7 EXEC

GNC OPS 201 PRO
GNC UNIV POINTING
DAP: A/AUTO/VERN

If interconnected, reinitialize
OMS/RCS gauging
GNC 23 RCS
OMS PRESS ENA:
L(R) OMS - ITEM 5(6) EXEC
GNC UNIV PTG

POST ECS C/O POWERDOWN

- 014 RGA (four) - OFF
- 015 cb MNA,B,C ADTA (four) - OFF
- 016 cb MNA,C DDU AFT (two) - cl
- cb MNB,C DDU R (two) - op
- ASA (four) - OFF
- 07 TACAN (three) MODE - OFF
(three) ANT SEL - AUTO
- 08 RADAR ALTM (two) - OFF
MLS (three) - OFF
- F6/F8 INST PHR (two) - OFF
TRIM PNL - OFF

| MC 2 CONFIG TABLE | |
|-------------------|-------|
| CONFIG | 2 |
| GPC | 12000 |
| STR 1 | 1 |
| 2 | 2 |
| 3 | 2 |
| 4 | 1 |
| PL 1/2 | 0 |
| DRT 1 | 1 |
| 2 | 2 |
| 3 | 0 |
| 4 | 2 |
| L | 0 |
| 2 | 0 |
| MN | 1 |
| 2 | 2 |

Star 12 available
from 5/23:09
to 5/23:55

COAS CALIBRATION PAD

-Z Δ BIAS / UPDATE (MARK) TIME
(SUNSET) .14/23:35:55
(MIDNIGHT) .12/23:50:20
(SUNRISE) .14/00:02:36
.13/00:06:30

COAS ALIGN PAD

REQD ID: -Z12 & 19 ANG ERR .03
ANG 1 2 3
Δ X
(#) .09 (#) .04 (#) .04
Δ Y
(#) .03 (#) .10 (#) .08
Δ Z
(#) .08 (#) .04 (#) .04

Star 19 available
from 5/23:30
to 6/0:11

TPR (IF REQD)
BLOCK DATA
& WEATHER DATA
ORBITS 98-102

| OPS2 DAP CONFIG (AT 5/23:30:00) | A | B |
|---------------------------------|-------|-------|
| XLATION PULSE | 0.1 | 0.02 |
| ROT DSC RT NRN | 0.2 | 0.2 |
| VRN | 0.016 | 0.5 |
| PULSE NRN | 0.1 | 0.04 |
| VRN | 0.01 | 0.002 |
| COMP NRN | 0.0 | 0.0 |
| VRN | 0.0 | 0.0 |
| DB ATT NRN | 5.0 | 3.0 |
| VRN | 0.05 | 1.0 |
| RATE NRN | 0.2 | 0.2 |
| VRN | 0.02 | 0.02 |
| JET OPT | P 1 | 1 |
| Y | 1 | 1 |
| CNTL ACCEL | 0 | 0 |

MET
DAY 006
00:00

ORB
98

B AUTO
VERN
RT 0.2
DB 1.0

00:10

A AUTO
VERN
RT 0.016
DB 0.05

00:20

00:30

00:40

00:50

01:00

STS-3 DETAILED

CDR

PLT

MCC

NOTES

COAS VERIFICATION (CONTINUED)

(00:08) COAS CAL VERIFICATION (Sunrise)

STAR ID: -Z: 19, SPICA
AUTO MNVR TO TOP SUN ATT

TGT ID + 4
BODY VECT + 5
P + _____ DO NOT UPDATE
Y + _____ P,Y
ON + 322

DAP: B/AUTO/VERN
(00:09) Initiate TRK
WHEN MNVR COMPLETE

IECM BYPASS SURVEYS

R11 IECM - POS 1, Wait 30 sec,
Return to POS 2

ON MCC GO:
R11 PL AFT MN B - OFF
Wait 3 min

R11 PL AFT MN B - ON
REPEAT TEST

STAR TRACKERS TO TRACK MODE

X: GNC 22 STRK/COAS CNTL
STAR TRK -Y,-Z ITEM 3,4 EXEC

019 JCOAS PWR - OFF
A17 Stow COAS

TV SETUP (TV07 - MCS EXPLANATION)
(PHOTO/TV C/L, TV SCENES) - LIVE

TV ACT (TV07 - MCS EXPLANATION)
(PHOTO/TV C/L, TV SCENES) - LIVE, MIL

TV/ATR DEACT (TV Cue Card)

CABIN STOW

DEPLOY ENTRY CUE CARDS
STOW EES HELMET/GLOVES
WINDOW SHADES
LATCH/CLOSE OUT LOCKERS NOT USED ON FD 8
STOW TRASH
16MM CAMERA SETUP (16MM/08-LANDING)
(PHOTO TV C/L, 16MM SCENES)

ASCENDING NODE
ORB: 98
MET: 006:00:00:15
LON: 170.5 M

| OPS2 DAP CONFIG | A | B |
|-----------------|-------|-------|
| (AT 6/00:00:00) | | |
| XLATION PULSE | 0.1 | 0.02 |
| ROT DSC RT NRM | 0.2 | 0.2 |
| VRN | 0.016 | 0.2 |
| PULSE | 0.1 | 0.04 |
| VRN | 0.01 | 0.002 |
| COMP | 0.0 | 0.0 |
| VRN | 0.0 | 0.0 |
| DB ATT | 5.0 | 3.0 |
| VRN | 0.05 | 1.0 |
| RATE | 0.2 | 0.2 |
| VRN | 0.02 | 0.02 |
| JET OPT | P 1 | 1 |
| | Y 1 | 1 |
| CNTL ACCEL | 0 | 0 |

UPLINK
ORBITER S.V.

TV07 SCENE: MCS EXPLANATION

COAS CALIBRATION PAD

-Z Δ BIAS / UPDATE (MARK) TIME

(SUNSET) -- . / . : . : .

(MIDNIGHT) -- . / . : . : .

(SUNRISE) -- . / . : . : .

COAS ALIGN PAD

REDD ID: -Z Δ & ANG ERR

| ANG | 1 | 2 | 3 |
|-----|-----|-----|-----|
| Δ X | () | () | () |
| Δ Y | () | () | () |
| Δ Z | () | () | () |

MET
DAY 006
01:00

A AUTO
VERN
RT 0.016
DB 0.05

01:10

01:20

ORB
99

01:30

01:40

01:50

02:00

STS-3 DETAILED

CDR

PLT

MCC

NOTES

RCS HOT FIRE TEST
(ORBIT OPS C/L, RCS)

CABIN STOW

DEPLOY ENTRY CUE CARDS
STOW EES HELMET/GLOVES
WINDOW SHADES
LATCH/CLOSE OUT LOCKERS NOT USED ON FD 8
STOW TRASH
16MM CAMERA SETUP (16MM/08-LANDING)
(PHOTO TV C/L, 16MM SCENES)

SINGLE C2 CPC OPS
(ORBIT OPS C/L, OPS)

UPDATE
SUSIM OFFSET
POINTS

DAP
DAP B/AUTO/VERN
When MNVR complete
DAP A/AUTO/VERN

MEAL PREP (Cue Card)
Prepare DAY 7, MEAL B

VTR PLAYBACK of TV08 - PERSONAL HYGIENE
(PHOTO/TV C/L, TV SCENES) - HAW

ASCENDING NODE
ORB: 99
MET: 006:01:29:28
LON: 166.7 E

SUSIM OFFSET POINTING
(PAYLOAD OPS C/L, SUSIM)
PERFORM OFFSET POINTS 1, 2, AND 3

POINT

1 -.-
2 -.-
3 -.-

HYD THERMAL CONDITIONING TERMINATE
(ORBIT OPS C/L, APU/HYD)

TV08 VTR PLAYBACK:
PERSONAL HYGIENE

MET
DAY 006
02:00

STS-3 DETAILED

CDR

PLT

MCC

NOTES

A AUTO
VERN
RT 0.016
DB 0.05

SUSIM OFFSET POINTING CONTINUED

PGU OPS, PGU DATA LOG. (CUE CARD)

| DPS2 DAP CONFIG | A | B |
|-----------------|-------|-------|
| (AT 6/02:00:00) | | |
| XLATION PULSE | 0.1 | 0.02 |
| ROT DSC RT NRM | 0.2 | 0.2 |
| VRN | 0.016 | 0.2 |
| PULSE NRM | 0.1 | 0.04 |
| VRN | 0.01 | 0.002 |
| COMP NRM | 0.0 | 0.0 |
| VRN | 0.0 | 0.0 |
| DB ATT NRM | 5.0 | 3.0 |
| VRN | 0.05 | 1.0 |
| RATE NRM | 0.2 | 0.2 |
| VRN | 0.02 | 0.02 |
| JET OPT | P 1 | 1 |
| | Y 1 | 1 |
| CNTL ACCEL | 0 | 0 |

02:10

02:20

02:30

02:40

02:50

03:00

MEAL

MEAL

ORB
100

ASCENDING NODE
ORB: 100
MET: 006:02:58:41
LON: 143.9 E

STS-3 DETAILED

MET
DAY 006
03:00

A AUTO
VERN
RT 0.016
DB 0.05

03:10

03:20

03:30

03:40

03:50

B AUTO
VERN
RT 0.2
DB 1.0

B AUTO
VERN
RT 0.007
DB 0.5

04:00

CDR

MEAL

PLT

MEAL

MCC

NOTES

VCAP BEAM VISUAL SEARCH
(PAYLOAD OPS C/L, VCAP)
STEPS 1 AND 2 ONLY

SUSIM OFFSET PRINTING
(PAYLOAD OPS C/L, SUSIM)
PERFORM OFFSET POINTS 4 AND 5

POINT
4 ---
5 ---

UPDATE
SUSIM OFFSET
POINTS

UPLINK
ORBITER S.V.

UPDATE
PDP
FWD LT STATUS

AUTO MNVR TO IECH GAS RELEASE

TGT ID * 2
BODY VECT * 5
P * 0
Y * 270
OM * 90
DAP: B/AUTO/VERN
(3:45) Initiate TRK

TERMINATE FOR GAS RELEASE MNVR

IECH GAS RELEASE (FSO S331-01)
✓ ATTITUDE MNVR COMPLETE

Change DAP B: ROT DISC RATE VERN - 0.007
(ITEM 17)
DB ATT VERN - 0.5 (ITEM 23)

POP ACT
(PAYLOAD OPS C/L, PDP)
EXCLUDE STEP 3

FWD LT STATUS

UPDATE
SUSIM OFFSET
POINTS

✓ DAP: B/AUTO/VERN
[GNC UNIV PTC]

BODY VECT * 2
(3:55) Initiate ROT

R11 IECH - POS 1
Wait 30 sec
IECH - POS 2

VCAP BEAM VISUAL SEARCH
(PAYLOAD OPS C/L, VCAP)
STEPS 3,4,5 AND 6 ONLY

| OPS2 DAP CONFIG (AT 6/03:55:00) | A | B |
|------------------------------------|-----------|-------|
| XLATION PULSE | 0.1 | 0.02 |
| ROT DSC RT NRM | 0.2 | 0.5 |
| | VRN 0.016 | 0.007 |
| PULSE | VRN 0.1 | 0.04 |
| | VRN 0.01 | 0.002 |
| COMP | NRM 0.0 | 0.0 |
| | VRN 0.0 | 0.0 |
| DB ATT | NRM 10.0 | 10.0 |
| | VRN 0.05 | 0.5 |
| RATE | NRM 0.2 | 0.2 |
| | VRN 0.02 | 0.02 |
| JET OPT | P 1 | 1 |
| | Y 1 | 1 |
| CNTL ACCEL | 0 | 0 |

MET
DAY 006
04:00

B AUTO
VERN
RT 0.007
DB 0.5

04:10

04:20

ORB
101

04:30

04:40

A AUTO
VERN
RT 0.016
DB 0.05

04:50

05:00

STS-3 DETAILED

CDR

PLT

MCC

NOTES

IECM GAS RELEASE (Continued)

VCAP BEAM VISUAL SEARCH
(PAYLOAD OPS C/L, VCAP)

AUTO MNVR TO TOP SUN ATT

TGT ID * 4
BODY VECT * 5
P * 90.25 USE LAST NULL
Y * 0.02 P,Y
OM * 322.4 313.9

DAP: B/AUTO/VERN
(04:41) Initiate TRK
Change DAP B: ROT DISC RATE VERN - 0.2 (ITEM 17)
DB ATT VERN - 1.0 (ITEM 23)

WHEN MNVR COMPLETE
DAP: A/AUTO/VERN

PDP DEACT
(PAYLOAD OPS C/L, PDP)

MF57E&G STOW TV CAMERAS, VIEWFINDER MON, & CABLES
MF43G STOW CAMERA MOUNTS

UPDATE
SUSIM OFFSET
POINTS

ASCENDING NODE
ORB: 101
MET: 006:04:27:54
LON: 121.1 E

C02 9 → A

SUSIM OFFSET POINTING
(PAYLOAD OPS C/L, SUSIM)
PERFORM OFFSET POINTS 6,7

POINT
6 ---
7 ---

SPC
DEX RCOR ON
ACIP TEST
ACIP ON
DEX RCOR OFF
ACIP OFF
(VRCS PLUME
TEST)

| OPS2 DAP CONEIG (AT 6/04:50:00) | A | B |
|------------------------------------|-------|-------|
| XLATION PULSE | 0.1 | 0.02 |
| ROT DSC RT NRM | 0.2 | 0.2 |
| VRN | 0.016 | 0.2 |
| PULSE NRM | 0.1 | 0.04 |
| VRN | 0.01 | 0.002 |
| COMP NRM | 0.0 | 0.0 |
| VRN | 0.0 | 0.0 |
| DB ATT NRM | 5.0 | 3.0 |
| VRN | 0.05 | 1.0 |
| RATE NRM | 0.2 | 0.2 |
| VRN | 0.02 | 0.02 |
| JET OPT | P 1 | 1 |
| | Y 1 | 1 |
| CNTL ACCEL | 0 | 0 |

STS-3 DETAILED

CDR

PLT

MCC

NOTES

SUSIM OFFSET POINTING (Continued)

MET
DAY 006
05:00

A AUTO
VERN
RT 0.016
DB 0.05

05:10

R11 OEX PHR - ON

05:20

VRCS PLUME IMPINGEMENT (FTO 372-03)

DAP ROT: ACCEL/ACCEL/ACCEL
DAP: B/MAN/VERN
FLT CNTLR PHR - ON
NOTE: RHC requires ACIP data via SPC
(05:30) RHC -P, +R, +Y simultaneously for
15 sec

Wait 30 sec
RHC -P, -R, -Y simultaneously for 15 sec
FLT CNTLR PHR - OFF

After 30 sec,
DAP ROT: PULSE/PULSE/PULSE
DAP: B/AUTO/VERN
WHEN MNVR COMPLETE

R11 OEX PHR - OFF

MINIMUM ATTITUDE DEADBAND TEST (.033)

CHANGE DAP A: DB ATT VERN - .033 (ITEM 9)
✓ ROT DSC RT VRN - 0.016
(ITEM 3)

✓ DAP: A/AUTO/VERN

05:40

A AUTO
VERN
RT 0.016
DB 0.033

05:50

ORB
102

06:00

TEMP MONITOR
DFI RACK\ Temp Monitor - N
L6

MF28K
Insert Jack
Record Temperature (See PAD)
Temp Monitor - OFF
Remove Temp Monitors
Stow Temp Monitors (two)

MEAL PREP (Cue Card)
Prepare DAY 7 MEAL C

UPDATE
SUSIM OFFSET
POINTS

| TEMP MONITOR PAD | |
|------------------|-------------|
| JACK 1 | JACK 2 |
| TEMP <u>78.8</u> | <u>81.1</u> |
| JACK 3 | JACK 4 |
| TEMP <u>81.7</u> | <u>84.3</u> |
| JACK 5 | JACK 6 |
| TEMP <u>77.7</u> | <u>74.7</u> |
| JACK 7 | JACK 8 |
| TEMP <u>—</u> | <u>75.9</u> |

ASCENDING NODE
ORB: 102
MET: 006:05:57:07
LON: 98.3 E

MET
 DAY 006
 06:00
 A AUTO
 VERN
 RT 0.016
 DB 0.010
 06:10
 06:20
 A AUTO
 VERN
 RT 0.016
 DB 0.05
 06:30
 06:40
 06:50
 07:00

STS-3 DETAILED

CDR

PLT

MCC

NOTES

MINIMUM ATTITUDE DEADBAND TEST (.010)
 CHANGE DAP A: DB ATT VERN - .010 (ITEM 9)
 ✓ ROT DSC RT VRN - 0.016 (ITEM 3)

LI

HI LOAD DUCT HTR - B
 (30 MIN PRIOR TO HI LOAD EVAP ENABLE)

✓ DAP: A/AUTO/VERN

SUSIM OFFSET POINTING
 (PAYLOAD OPS C/L, SUSIM)
 PERFORM OFFSET POINTS 8, 9

POINT
 8 -- : --
 9 -- : --

Change DAP A: DB ATT VERN - 0.05 (ITEM 9)
 ✓ ROT DSC RT VRN - 0.016 (ITEM 3)

SUSIM NULL ALIGN
 (PAYLOAD OPS C/L, SUSIM)

UPLINK
 ORBITER S.V.

TPR (IF REQD)
 BLOCK DATA
 & WEATHER DATA
 ORBITS 103-107

UPDATE

FWD LT STATUS

EXERCISE

STOW EXERCISER

LI

HI LOAD EVAP - ENABLE
THEODOLITE SETUP/ACT ① 4-124A

STOW RADIATORS ② 4-124A

PDP ACT
 (PAYLOAD OPS C/L, PDP)

PLBD HOT CASE PERF (FTO 356-03)
 Reference PLBD OPS, NOTE ③ 4-124A
 Perform Theodolite Ops for TARGET PAD
 GROUP A, 4-124B

FWD LT STATUS

| OPS2 DAP CONFIG (AT 6/06:00:00) | A | B |
|------------------------------------|-------|-------|
| XLATION PULSE | 0.1 | 0.02 |
| ROT DSC RT NRM | 0.2 | 0.2 |
| VRN | 0.016 | 0.2 |
| PULSE NRM | 0.1 | 0.04 |
| VRN | 0.01 | 0.002 |
| COMP NRM | 0.0 | 0.0 |
| VRN | 0.0 | 0.0 |
| DB ATT NRM | 5.0 | 3.0 |
| VRN | 0.05 | 1.0 |
| RATE NRM | 0.2 | 0.2 |
| VRN | 0.02 | 0.02 |
| JET OPT | P 1 | 1 |
| Y | 1 | 1 |
| CNTL ACCEL | 0 | 0 |

THEODOLITE SETUP/ACTIVATION (1)

A17 Unstow: Theodolite, Bracket, Battery cable
 W9 Install Bracket (2 fasteners) & Theodolite (1 fastener)

Connect cable to Battery, Battery to Theodolite
 Theodolite PWR Switch - ON (Display shows dots)
 ✓FUNCTION - H
 ✓DIRECTION - CW

NOTE

The following step must be performed each time the Theodolite is turned on

With telescope ptg below horizontal, slowly pass telescope upward through horizontal. Display will clear & show numbers

STOW RADIATORS (2)

A7U PL BAY FLOOD FWD,AFT (four) - ON (~3 min to full bright)
 FWD BHD - ON (~3 min to full bright)

P. R13L ✓RAD LAT CNTL SYS (two) - OFF (tb-REL)
 ✓CNTL SYS (two) - OFF (tb-DPY)

PL BAY MECH PWR SYS (two) - ON
 RAD CNTL SYS (two) - STOW (concurrently)
 ✓(tb-bp ~40 sec, STO)
 - OFF

- * If tb not bp after 10 sec or if tb not STO in 40 sec
- * & no motion determined visually:
- * R13L RAD CNTL SYS (two) - OFF
- * Go to MALF, MECH, 9.2b or 9.2d (Stbd) or MECH, 9.2f or 9.2h (Port)

| SINGLE RAD OPS | | |
|--|--------------|--------------|
| (Open MA73C:C&D MCA LOGIC PWR AC cbs for failed RAD) | | |
| | STBD RAD cbs | PORT RAD cbs |
| STOW: | AC1MID3 | AC1MID1 |
| | AC3MID2 | AC3MID4 |
| LATCH: | AC1MID3 | AC1MID1 |
| | AC2MID2 | AC2MID4 |
| | AC3MID2 | AC3MID4 |

RAD LAT CNTL SYS (two) - LAT (concurrently)
 - (tb-bp ~25 sec, LAT)
 - OFF

PL BAY MECH PWR SYS (two) - OFF

PLBD OPS CAUTION NOTE (3)

CAUTION

If SM GPC fails during any PLBD test:

- O6 MDM PL1,2 (two) - OFF
- GPC MODE 4 - STBY,HALT
- MDM PL1,2 (two) - ON
- Reload SM into GPC 2
- Perform MALF, DPS, SSR-3 and DPS, SSR-4

When closing/opening any PLBD latch group:

- o If no PORT BHD CL after 60 sec
 1. with at least one closed microswitch indication, continue PLBD procedures
 2. otherwise, perform MALF, MECH, 9.1i
- o If PORT BHD latch closes on single mtr, continue PLBD procedures
- o If no PORT BHD OP after 60 sec
 1. with at least one open microswitch indication, continue PLBD procedures
 2. with no open microswitch indication, perform MALF, MECH, 9.1b|2
- o Always note any single mtr latch operations
- o If no latch or door motion within ~ 10 sec after cmd, (no motion determined visually),
 PL BAY DR - STOP, perform MALF, MECH, 9.1a
- o If one mtr fails in each PORT BHD latch gang, prepare to Deorbit.
 If a Deorbit Opp not available, reopen PLBDs

When opening/closing PLBD:

- o If door motion stops and no OP/RDY status,
 PL BAY DR - STOP, perform MALF, MECH, 9.1j for opening or 9.1k for closing
- o If door closes on single mtr (~ 120 sec), do not reopen PLBD, prepare to Deorbit. If a Deorbit Opp not available, reopen PLBD
- o For failed open latches, do not attempt to close unless an Entry capability is available

| THEODOLITE TARGET PAD | | |
|--|----------------|---------------|
| TARGET (A) | HORIZ | VERT |
| HANDRAIL STBD (1) (zero) | <u>359.948</u> | <u>90.961</u> |
| PORT (2) | <u>4.661</u> | <u>90.951</u> |
| TARGET (B) | HORIZ | VERT |
| HANDRAIL STBD (1) C/L, PORT 14P | <u>359.999</u> | <u>90.964</u> |
| 12P | <u>2.417</u> | <u>89.981</u> |
| 10P | <u>2.619</u> | <u>89.811</u> |
| 7P | <u>2.721</u> | <u>89.570</u> |
| 5P | <u>3.667</u> | <u>88.998</u> |
| 3P | <u>4.725</u> | <u>88.157</u> |
| | <u>7.422</u> | <u>86.024</u> |
| TARGET (C) | HORIZ | VERT |
| HANDRAIL STBD (1) C/L, STBD | <u>0.003</u> | <u>90.960</u> |
| 14S | <u>359.595</u> | <u>87.262</u> |
| 12S | <u>359.321</u> | <u>86.741</u> |
| 10S | <u>358.990</u> | <u>85.908</u> |
| 7S | <u>358.069</u> | <u>83.687</u> |
| 5S | <u>356.830</u> | <u>80.702</u> |
| 3S | <u>-----</u> | <u>-----</u> |

| TARGET (C) | HORIZ | VERT |
|-----------------------------------|----------------|----------------|
| HANDRAIL STBD (1) C/L, STBD | <u>0.000</u> | <u>90.954</u> |
| 14S | <u>2.102</u> | <u>89.793</u> |
| 12S | <u>2.229</u> | <u>89.544</u> |
| 10S | <u>2.471</u> | <u>89.285</u> |
| 7S | <u>3.102</u> | <u>88.543</u> |
| 5S | <u>3.958</u> | <u>87.606</u> |
| 3S | <u>6.053</u> | <u>85.075</u> |
| TARGET (D) | HORIZ | VERT |
| LONGERON, PORT | | |
| 2 | <u>21.069</u> | <u>102.831</u> |
| 3 | <u>25.408</u> | <u>105.036</u> |
| LONGERON, STBD | | |
| 4 | <u>342.768</u> | <u>105.707</u> |
| 5 | <u>346.131</u> | <u>103.156</u> |
| 6 | <u>352.296</u> | <u>98.349</u> |

STS-3 DETAILED

CDR

PLT

MCC

NOTES

MET
DAY 006
07:00

A AUTO
S VERN
R RT 0.016
A DB 0.05

07:10

07:20

ORB
103

07:30

07:40

07:50

08:00

ANNUNCIATOR, C/W LAMP TEST
(ORBIT OPS C/L, EPS)

FIRE/SMOKE DETECT/SUPPRESS TEST
(ORBIT OPS C/L, EPS)

AUTO MNRV TO IMU ALIGN ATT
MNRV OPTION: R +174.1
 P + 57.6
 Y + 25.8
DAP: A/AUTO/VERN
(08:52) Initiate MNRV

CRT SM, OPS 202 PRO
SM PL BAY DOORS
R13L ✓ PL BAY DR - STOP
CRT4 AC POWER ON - ITEM 1 EXEC (x)

Close Port door & Fwd/Aft latch groups
Perform Theodolite Ops for TARGET PAD
GROUP B, 4-124B

Close Stbd door approx 45 sec (4 ft)
Verify 2 motors
Perform Theodolite Ops for TARGET PAD
GROUP C, 4-124B

Close Stbd door to proximity of closed
position

Alternately start & stop PLBD until near
closed. Determine c/l latch # that will
make contact first. Record this latch #
and its expected contact point on NO GO
DIAGRAM, 4-125A
Repeat Theodolite Ops for TARGET PAD
GROUP C, 4-124B

PLBD CYCLE TEST (FTO 356 -DX)

Open Stbd door

Open Port Fwd/Aft latch groups

Open Port door

CRT4 AC POWER OFF - ITEM 2 EXEC (x)
SM, OPS 201 PRO
SM ANTENNA
Perform Theodolite Ops for TARGET PAD
GROUP D, 4-124B

RAD LATCH RELEASE/DEPLOY (4)

ASCENDING NODE
ORB: 103
MET: 006:07:26:20
LON: 75.5 E

RAD LATCH RELEASE/DEPLOY ④

P RAD LATCH RELEASE

R13L ✓RAD LAT CNTL SYS (two) - OFF (tb-LAT)
 ✓RAD CNTL SYS (two) - OFF (tb-STO)

Zero Timer

R13L PL BAY MECH PWR SYS (two) - ON
 RAD LAT CNTL SYS (two) - REL (concurrently), start Timer
 ✓(tb-bp ~25 sec, REL)
 - OFF

RAD DEPLOY

R13L RAD CNTL SYS (two) - DPY (concurrently)
 ✓(tb-bp ~40 sec, DPY)
 - OFF

Verify Stbd & Port RAD Panels are deployed & stabilized

R13L PL BAY MECH PWR SYS (two) - OFF

- * If either RAD deploys in > 40 sec, or tb not bp *
- * after 10 sec, stow and latch RADS *
- * Redeploy only good RAD (Stbd. or Port) *
- * (Open MA73C:C&D MCA LOGIC PWR AC cbs for failed RAD) *

| | STBD RAD cbs | PORT RAD cbs |
|--------|--------------|--------------|
| DPY: | AC1MID3 | AC1MID1 |
| | AC3MID2 | AC3MID4 |
| LATCH: | AC1MID3 | AC1MID1 |
| | AC2MID2 | AC2MID4 |
| | AC3MID2 | AC3MID4 |

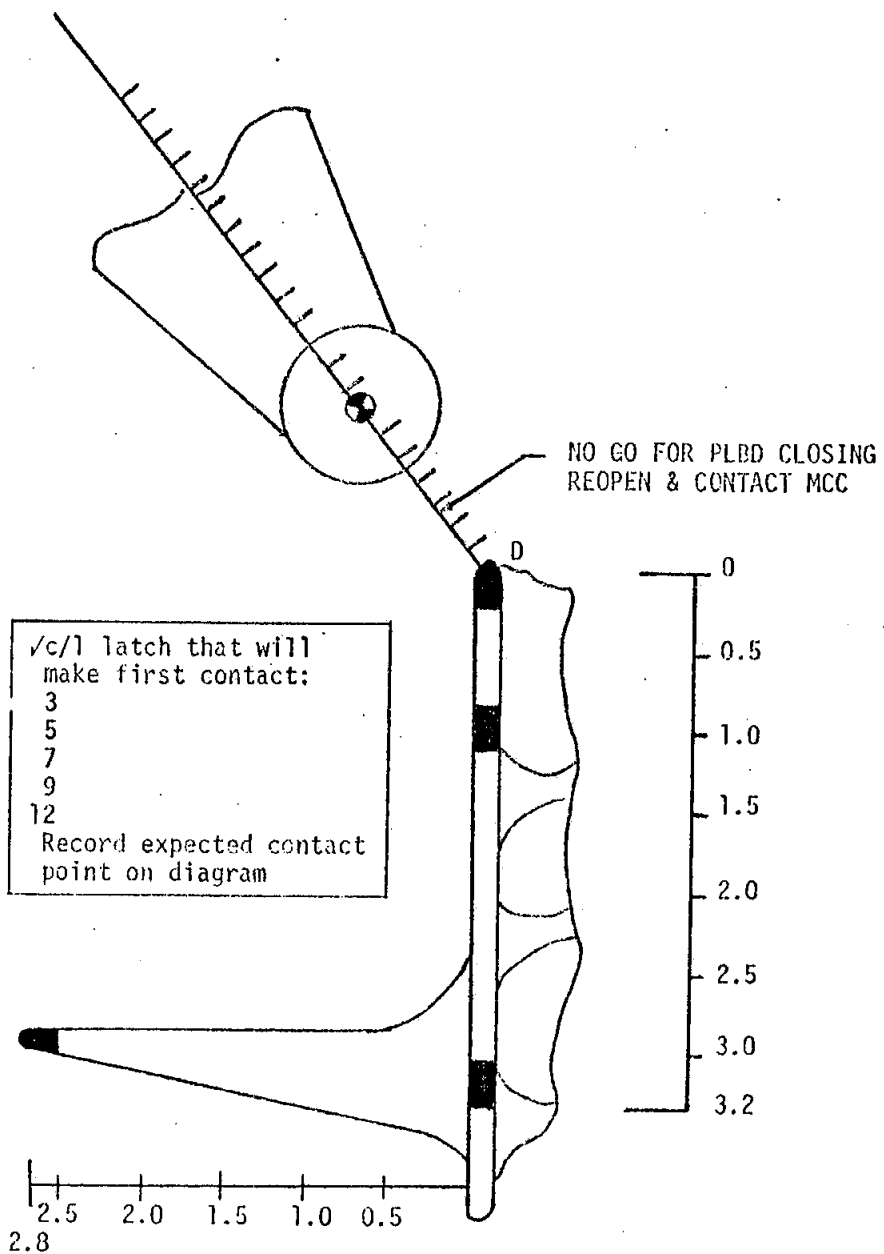
A7U PL BAY FLOOD (a11) - OFF

L1 HI LOAD EVAP - OFF

A17 Stow Theodolite, Bracket, Battery, Battery Cable

| FUNCTION | PLBD CONTROL | | | | | | PLBD DISPLAY PL MDM | | | | | | | | | |
|----------|-----------------------------|-----|--------|--------|-----|-----|---------------------|---|---|-----------|---|---|---|---|---|---|
| | Ref: MA73C:C&D for MCA (cb) | | | | | | | | | | | | | | | |
| | MTR 1 | | | MTR 2 | | | C C O O | | | C R R R O | | | | | | |
| AC/MCA | CNTL | MDM | AC/MCA | CNTL | MDM | A | B | A | B | A | B | A | B | C | | |
| LATCH | | | | | | | | | | | | | | | | |
| 5-8 | 1/MID3 | AB3 | PL1 | 3/MID2 | CA3 | PL2 | 1 | 2 | 1 | 2 | | | | | | |
| 9-12 | 1/MID1 | AB3 | PL1 | 3/MID4 | CA3 | PL2 | 1 | 2 | 1 | 2 | | | | | | |
| 1-4 | 1/MID3 | AB3 | PL1 | 3/MID2 | CA3 | PL2 | 1 | 2 | 1 | 2 | | | | | | |
| 13-16 | 3/MID4 | CA3 | PL2 | 2/MID2 | BC3 | PL1 | 2 | 1 | 2 | 1 | | | | | | |
| R FWD | 1/MID1 | AB3 | PL1 | 2/MID4 | BC3 | PL2 | 1 | 2 | 1 | 2 | | | | | | |
| R AFT | 3/MID4 | CA3 | PL2 | 2/MID2 | BC3 | PL1 | 2 | 1 | 2 | 1 | | | | | | |
| R DOOR | 1/MID1 | AB3 | PL1 | 2/MID4 | BC3 | PL2 | | | | | | | 1 | 1 | 2 | 2 |
| | | | | | | | | | | | | | 2 | 1 | 2 | 2 |
| L FWD | 1/MID1 | AB3 | PL1 | 2/MID4 | BC3 | PL2 | 1 | 2 | 1 | 2 | | | | | | |
| L AFT | 1/MID3 | AB3 | PL1 | 3/MID2 | CA3 | PL2 | 1 | 2 | 1 | 2 | | | | | | |
| L DOOR | 3/MID4 | CA3 | PL2 | 2/MID2 | BC3 | PL1 | | | | | | | 2 | 1 | 1 | 2 |
| | | | | | | | | | | | | | 1 | 1 | 1 | 2 |

NO GO DIAGRAM
C/L LATCH EXTENDED GUIDE ROLLER TRAJECTORY



4-125B

STS-3 DETAILED

MET
DAY 006
08:00

CDR

PLT

MCC

NOTES

A AUTO
VERN
RT 0.016
DB 0.05

08:10

08:20

08:30

08:40

08:50

09:00

MEAL

MEAL

DAP: B/AUTO/VERN
(08:50) INITIATE MVVR

ORB
104

| OPS2 DAP CONFIG (AT 6/08:00:00) | A | B |
|------------------------------------|-----------|-------|
| XLATION PULSE | 0.1 | 0.02 |
| ROT DSC RT NRM | 0.2 | 0.2 |
| | VRN 0.016 | 0.2 |
| PULSE | NRM 0.1 | 0.04 |
| | VRN 0.01 | 0.002 |
| COMP | NRM 0.0 | 0.0 |
| | VRN 0.0 | 0.0 |
| DB ATT | NRM 5.0 | 3.0 |
| | VRN 0.05 | 1.0 |
| RATE | NRM 0.2 | 0.2 |
| | VRN 0.02 | 0.02 |
| JET OPT | P 1 | 1 |
| | Y 1 | 1 |
| CNTL ACCEL | 0 | 0 |

UPDATE
H2O SPLY DUMP
QTY TK A & B
TRI CH2 Latest
MET of DISABLE

ASCENDING NODE
ORB: 104
MET: 006:08:55:32
LON: 52.7 E

MET
DAY 006
09:00

B AUTO
VERN
RT 0.2
DB 1.0

A AUTO
VERN
RT 0.016
DB 0.05

09:10

09:20

09:30

09:40

09:50

10:00

STS-3 DETAILED

CDR

PLT

MCC

NOTES

IMU ALIGNMENT - S TRK
(ORBIT OPS C/L, GNC)
STAR ID: -Y:49, KOCHAB
-Z: 60, ENIF
ANG DIF: _____

AUTO MNVR TO TOP SUN ATT

TGT ID * 4
BODY VECT * 5
P * _____ DO NOT UPDATE
Y * _____ P,Y
OM * 323

DAP: B/AUTO/VERN
(09:15) Initiate TRK

STAR TRACKER SELF-TEST
(ORBIT OPS C/L, GNC)

PGU OPS, PGU DATA LOG (CUE CARD)

WHEN MNVR COMPLETE
DAP: A/AUTO/VERN

DFI POWER UP (HAW)
R11:H DFI PCM CONT 1,2,3 SCSC(three) - ON

PRIVATE MEDICAL COMMUNICATION
(If Required)

DFI POWER DOWN
R11:H DFI PCM CONT 1,2,3 SCSC(three) - OFF

HOUSEKEEPING

SUPPLY WATER DUMP
(ORBIT OPS C/L, ECLS)

Dump TKS A & B
Dump to:
QTY A = _____ QTY B = _____
EC PURGE - AUTO (Cue Card)

L1 HI LOAD DUCT HEATER - OFF
(30 MIN AFTER HI LOAD EVAP - OFF)

POP DEACT
(PAYLOAD OPS C/L, PDP)

CONNECT RETURN (OPS 2,3)
(ORBIT PKT C/L, RCS)

CO2 ABSORBER REPLACEMENT
(9 into A)

MCS CLEANING, SCREEN ADAPTER
FILTER INSPECTION/REPLACEMENT
(URINE COLLECTION Cue Card)

WINDOW OBSERVATION AND REPORTING
(FTO 331-01)
35 MM/OI (WINDOW OBSERVATIONS PHOTO)
(PHOTO/TV, 35 MM PHOTO DATA)

IMU ALIGN PAD

REQD ID: -Y 5 9 -Z 6 0 ANG ERR - .02
ANG 1 8 4 2 2 3
Δ X
(+) .03 (-) .07 (+) .05
Δ Y
(+) .06 (-) .15 (+) .08
Δ Z
(+) .07 (-) .01 (+) .04

EXECUTION TIME: 06109:02:00

Stars 49 & 60 available
from 6/8:52
to 6/9:31

END OF ST TEST
(FTO 312-04)

UPLINK
ORBITER S.V.

MET
DAY 006
10:00

STS-3 DETAILED

CDR

PLT

MCC

NOTES

B AUTO
VERN
RT 0.2
DB 1.0

S
A
A

10:10
A AUTO
VERN
RT 0.4
DB 1.0

10:20

DRB
105

10:30

10:40

10:50

11:00

CHANGE DAP A: ROT DISC RATE VRN - 0.4 */s

PTC MNR

BODY VECT +1

DAP: A/AUTO/VERN

(10:10) Initiate ROT

HOUSEKEEPING

PRE SLEEP ACTIVITY

Configure: LIGHTING

BACKUP TONES:

M042F MIDDECK SPKR AUD PWR - AUD
/SPKR PWR - SPKR/MIC
VOL - as reqd
/TONES - ACCU/BYP

SET OFF AN ALERT TONE AND ADJUST
BYPASS TONE VOLUME AS REQ

M042F AUDIO PWR - AUD/TONE
A13 SET OFF AN ALERT TONE AND ADJUST AUDIO
VOLUME AS REQ

TPR AUDIO:

R10 /MS AUD PWR - AUD
/A/G 1 - OFF
/A/G 2 - T/R
/A/A - OFF
/ICOM (two) - OFF

All other AUD PMS A/G 2 - OFF

ALERT TONE DURATION

SM CHECKPOINT (CUE CARD)

CRT TIMER for WAKE UP

/CRT 4 MAJ FUNC - SM

CRTs (one STBY, three OFF)

WINDOW SHADES/FILTERS

C3 /DFI RCDRS PCM - LO SAMP

MEDICAL DATA REPORT (MICROCASSETTE)

RECORDER Cue Card

ABL PORT RMS HTR - AUTO

| DPS2 DAP CONFIG (AT 6/10:00:00) | A | B |
|------------------------------------|------|-------|
| XLATION PULSE | 0.1 | 0.02 |
| ROT DSC RT NRM | 0.2 | 0.2 |
| VRN | 0.4 | 0.2 |
| PULSE NRM | 0.1 | 0.04 |
| VRN | 0.01 | 0.002 |
| COMP NRM | 0.0 | 0.0 |
| VRN | 0.0 | 0.0 |
| DB ATT NRM | 5.0 | 3.0 |
| VRN | 1.0 | 1.0 |
| RATE NRM | 0.2 | 0.2 |
| VRN | 0.02 | 0.02 |
| JET OPT | P 1 | 1 |
| | Y 1 | 1 |
| CNTL ACCEL | 0 | 0 |

ASCENDING NODE
ORB: 105
MET: 006:10:24:44
LON: 29.9 E

MET
DAY 006
11:00

A AUTO
VERN
RT 0.4
DB 1.0

STS-3 DETAILED

CDR

PLT

MCC

NOTES

CGO 11
CCK 11

CCK 11

CGO 11
CCK 11
CCK 11

CGO 11
CCK 11
CCK 11

CCK 11

CGO 11
CCK 11

CGO 11
CCK 11
CCK 11
CCK 11

ORB
106

12:00

13:00

ORB
107

14:00

ORB
108

15:00

16:00

SLEEP

SLEEP

UPLINK
ORBITER S.V.

TPR (IF REQD)
BLOCK DATA
& WEATHER DATA
ORBITS 108-112

ASCENDING NODE
ORB: 106
MET: 006:11:53:56
LON: 7.1 E

ASCENDING NODE
ORB: 107
MET: 006:13:23:08
LON: 15.6 W

ASCENDING NODE
ORB: 108
MET: 006:14:52:19
LON: 38.4 W

MET
DAY 006
16:00

STS-3 DETAILED

A AUTO
VERN
RT 0.4
DB 1.0

16:10

16:20

ORB
109

16:30

16:40

16:50

17:00

CDR

SLEEP

PLT

SLEEP

MCC

NOTES

ASCENDING NODE
ORB: 109
MET: 006:16:21:31
LON: 61.1 W

DKRT
MAX

STS-3 DETAILED

NET
DAY 006

P
V
P
S
E
Y
T

CDR

PLT

MCC

NOTES

A AUTO
VERN
RT 0.4
DB 1.0

17:00
17:10
17:20
17:30
17:40
17:50
18:00

ORB
110

SLEEP

SLEEP

UPLINK
ORBITER S.V.

ASCENDING NODE
ORB: 110
MET: 006:17:50:42
LON: 83.9 W

STS-3 DETAILED

CDR

PLT

MCC

NOTES

POST SLEEP ACTIVITY

Configure: LIGHTING
 COMM
 ALERT TONE DURATION
 CRTs
 TPR AUDIO: On all AUD PNLs (Except MS) A/G 2 - RCV
 MEAL PREP DAY 8 MEAL A (Cue Card)
 Shave electrode sites, if reqd
 ABL PORT RMS HTR - OFF

| OPS2 DAP CONFIG (AT 6/18:00:00) | A | B |
|------------------------------------|------|-------|
| XLATION PULSE | 0.1 | 0.02 |
| ROT DSC RT NRM | 0.2 | 0.2 |
| VRN | 0.4 | 0.2 |
| PULSE NRM | 0.1 | 0.04 |
| VRN | 0.01 | 0.002 |
| COMP NRM | 0.0 | 0.0 |
| VRN | 0.0 | 0.0 |
| DB ATT NRM | 5.0 | 3.0 |
| VRN | 1.0 | 1.0 |
| RATE NRM | 0.2 | 0.2 |
| VRN | 0.02 | 0.02 |
| JET OPT | P 1 | 1 |
| | Y 1 | 1 |
| CNTL ACCEL | 0 | 0 |

MET
 DAY 006
 18:00

A AUTO
 VERN
 RT 0.4
 DB 1.0

18:10

18:20

AUTO MNVR TO IMU ALIGN ATT

MNVR OPTION: R + 34.8
 P + 24.9
 Y + 1.1

18:30

B AUTO
 VERN
 RT 0.2
 DB 1.0

DAP: B/AUTO/VERN
 (18:30) Initiate MNVR

18:40

SM CHECKPOINT (CUE CARD)

18:50

STAR TRACKER SELF-TEST
 (ORBIT OPS C/L, GNC)
 IMU ALIGNMENT - S TRK
 (ORBIT OPS C/L, GNC)
 STAR ID: -Y: 12, CANOPUS
 -Z: 31, CASTOR
 ANG DIF: 86.0

SUPPLY WATER DUMP
 (ORBIT OPS C/L, ECLS)
 Dump TKS A & B
 Dump to:
 QTY A = _____ QTY B = _____

UPDATE
 H2O SPLY DUMP
 QTY TK A & B

Stars 12 & 31 available
 from 6/18:30
 to 6/19:11

IMU ALIGN PAD
 RECD ID: -Y 12 -Z 31 ANG ERR .02
 ANG 1 360 2 3
 Δ X
 (H) .09 (H) .01 (H) .21
 Δ Y
 (H) .11 (H) .14 (H) .12
 Δ Z
 (H) .09 (H) .09 (H) .28
 EXECUTION TIME: 6/18/78:30

TELEPRINTER MESSAGE
 REVIEW

TELEPRINTER MESSAGE
 REVIEW

19:00

MET
DAY 006

19:00
B AUTO
VERN
RT 0.2
DB 1.0

19:10

DRB
111

19:20

19:30
A AUTO
VERN
RT 0.4
DB 1.0

19:40

19:50

20:00

STS-3 DETAILED

CDR

PLT

MCC

NOTES

TELEPRINTER MESSAGE
REVIEW

TELEPRINTER MESSAGE
REVIEW

AUTO MNVR PTC
MNVR OPTION R+172.7
P+ 91.2
Y+297.2
DAP: B/AUTO/VERN
(19:20) Initiate MNVR

CHANGE DAP B ROT DSC NRM - 0.5 (ITEM 16)
PTC MNVR
BODY VECT +1
DAP: A/AUTO/VERN
(19:30) Initiate ROT

MEAL

MEAL

ASCENDING NODE
DRB: 111
MET: 006:19:19:53
LON: 106.7 M

TT
ML
LX
BD
A

T
M
A
R
X
I

STS-3 DETAILED

MET
DAY 006
20:00

A AUTO
VERN
RT 0.4
DB 1.0

20:10

20:20

20:30

20:40

20:50

21:00

CDR

MEAL

PLT

MEAL

MCC

NOTES

| OPS2 DAP CONFIG (AT 6/20:00:00) | A | B |
|------------------------------------|----------|-------|
| XLATION PULSE | 0.1 | 0.02 |
| ROT DSC RT NRM | 0.2 | 0.5 |
| | VRN 0.4 | 0.2 |
| PULSE | NRM 0.1 | 0.04 |
| | VRN 0.01 | 0.002 |
| COMP | NRM 0.0 | 0.0 |
| | VRN 0.0 | 0.0 |
| DB ATT | NRM 5.0 | 3.0 |
| | VRN 1.0 | 1.0 |
| RATE | NRM 0.2 | 0.2 |
| | VRN 0.02 | 0.02 |
| JET OPT | P 1 | 1 |
| | Y 1 | 1 |
| CNTL ACCEL | 0 | 0 |

EC PURGE - AUTO (Cue Card)

GAS DEORBIT FLAG/STOW ENCODER ①

R11 OEX PHR - ON
GO TO DEORBIT PREP

GO TO DEORBIT PREP

GAS DEORBIT FLAG/STOW ENCODER ①

GAS RELAY 04 LATENT TO HOT:
CLR (A--A)
02 (A04L)
0/S (P04H)
F (H04H)

GAS RELAY 04 HOT TO LATENT:
CLR (A--A)
04 (A04H)
0/S (P04L)
E (L04L)

Disconnect cable from encoder and SSP
R16 Stow encoder & cable

ORB
112

ASCENDING MODE
ORB: 112
MET: 006:20:49:04
LON: 129.5 W

UPLINK
ORBITER S.V.

CONTINGENCY TIMELINES

MINIMUM RCS USAGE..... 5-2
HIGH PRIORITY MISSION..... 5-3
ABORT TO ORBIT..... 5-57

MINIMUM RCS USAGE

1. LOSS OF VERNIER JET CONTROL

a. Establish NOMINAL LOSS OF VERN DAP CONFIG:

DAP A: ROT DSC RT NORM 0.2
DB ATT NORM 5.0

DAP B: ROT DSC RT NORM 0.2
DB ATT NORM 1.30

C3 DAP TRANS: LOW Z

GNC 20 DAP CONFIG
CRT DAP A,B JET OPT Y - ITEM 13, 27 +2 EXEC (nose only cnt1)

b. Tail Sun and Nose Sun attitudes:

✓ DAP ATT NORM 5°
✓ Config per (a)
DAP: A/AUTO/NORM

c. ATTITUDE MNVRS: IMU ALIGNMENTS:

Prior to: DAP A: DB ATT 3.0
After: DAP A: DB ATT 5.0

d. Designated SUSIM data passes:

Prior to: DAP B: ✓DB ATT 1.3
B/AUTO/NORM
After: ✓DAP A: DB ATT 5.0
A/AUTO/NORM

e. Delete FTOs requiring RCS per MCC instructions

f. Use Tail Only option when using RMS and for sleep periods

HIGH PRIORITY MISSION

The High Priority Mission is designed as a 76.7 hour flight lasting 3.5 flight days (FD). To enter HPM, complete the nominal FD1 and 2 through 1/01:00. Begin HPM at 1/02:00.

Following the nominal FD1 and 2 timeline, the Tail Sun orb rate thermal test is done 25.5 hours over the first sleep period and FD2. PTC begins just prior to the second sleep period and lasts 10.5 hours. During Tail Sun, the RMS unloaded tests are done the morning of FD2. A PDP unberth/berth/unberth sequence is scheduled followed by a PDP EMI Search procedure. A PLBD test follows, to complete FD2.

Top Sun tracking begins after the FD3 morning meal and runs about 12 hours until just after the meal on FD4. Following the Top Sun attitude, PTC is performed to the first deorbit prep maneuver.

During Top Sun of FD3, six daylight passes are used for SUSUM: three SUSIM LOS Null tests and three SUSIM OFFSET data take periods. The FCS checkout, IECM gas release, VCAP and PLBD cycling tests are scheduled in the remaining time.





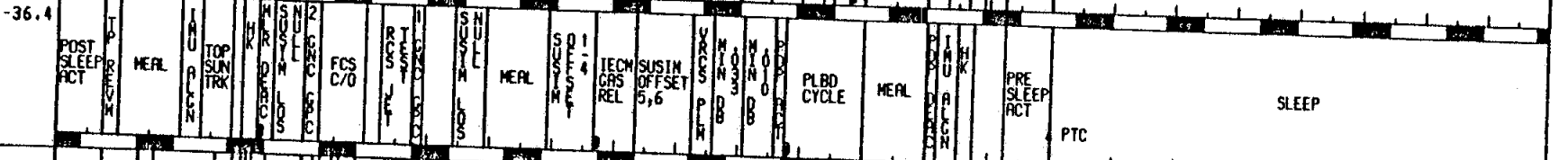
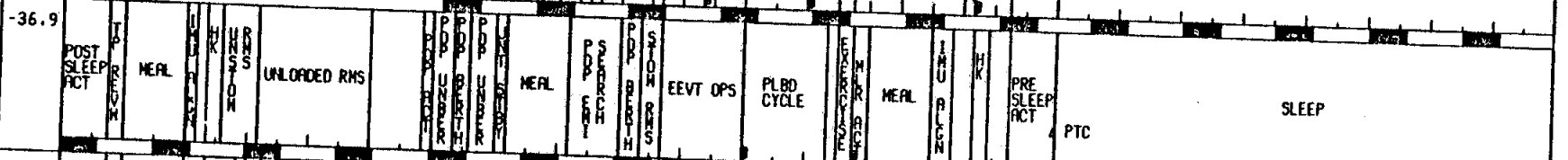
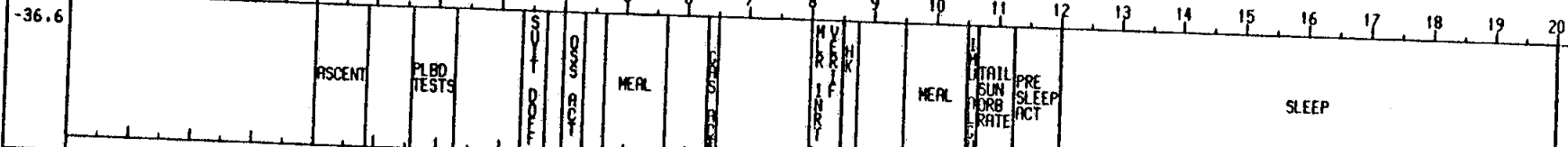
CREWMAN: SUM

FLIGHT STS-3 HPM

EDITION FINAL

PUB. DATE 02-15-82

MET -4 -3 -2 -1 0 1 2 3 4 5 6 7 8 9 10 11 12 13 14 15 16 17 18 19 20
HIGH PRIORITY MSN



MET -4 -3 -2 -1 0 1 2 3 4 5 6 7 8 9 10 11 12 13 14 15 16 17 18 19 20

| GMT (D:H:M) | | MET (D:H:M) | | CST (D:H:M) | | FD/DOY | BETA | MOON | HOUSTON DATE | FLIGHT | EDITION | PUB. DATE |
|---|----|-----------------------|----|-----------------------|----|--------------|-------|------|----------------|----------------|----------|-----------|
| 081:14:00 / 082:02:00 | | 000:01:00 / 000:11:00 | | 081:08:00 / 081:20:00 | | 01 / 081 GMT | -36.6 | | MARCH 22, 1982 | STS-3 HPM | FINAL | 02-15-82 |
| HIGH PRIORITY MSN | | | | | | | | | | | | |
| CST : 081 | 8 | 9 | 10 | 11 | 12 | 13 | 14 | 15 | 16 | 17 | 18 | 19 |
| FD : 01 | | | | | | | | | | | DOY: 082 | 10 |
| MET : 000 | -1 | 0 | 1 | 2 | 3 | 4 | 5 | 6 | 7 | 8 | 9 | 20 |
| CDR | | ASCENT | | PLBD TESTS | | SUIT DOFF | | MEAL | | HK | | MEAL |
| PLT | | ASCENT | | PLBD TESTS | | SUIT DOFF | | MEAL | | MLR INRT VERIF | | MEAL |
| DAY/NIGHT | | | | | | | | | | | | |
| ORBIT | | | | | | | | | | | | |
| EARTH TRACE W/SA | | | | | | | | | | | | |
| CSTDN COVERAGE | | | | | | | | | | | | |
| TV OR VTR | | | | | | | | | | | | |
| DEDRB EDH | | | | | | | | | | | | |
| DPT KSC | | | | | | | | | | | | |
| ATTITUDE | | | | | | | | | | | | |
| MANEUVERS | | | | | | | | | | | | |
| XRAY POL | | | | | | | | | | | | |
| RWS OPS | | | | | | | | | | | | |
| IECM | | | | | | | | | | | | |
| PDP | | | | | | | | | | | | |
| VCAP | | | | | | | | | | | | |
| SUSTA/SIA | | | | | | | | | | | | |
| PLANT GRO | | | | | | | | | | | | |
| EEVT | | | | | | | | | | | | |
| <ul style="list-style-type: none"> • SEAT EGRESS • RWS TO TEMP MODE • FTO 361-01 WHOLE GAS SAMP • PDP ENI • AUTO • SEAT EGRESS • FC HTR • ST TEST • PGP DATA • PDP FPEG • FC PURGE TEST • INSTALLATION • FMD STATION • FTO 341-02 INERT VERIF • PGU DATA • RAD ACT • CONFIG PLBDS • CONFIG RJD • FTO 373-02 FMD COAS CAL • PDP WAKE • FSO 339-01 GET AWAY SPECIAL • ANNUN C/W TEST • FIRE SUPPR TEST • CONFIG PLBDS • WINDOW OBS • FTO 331-01 WINDOW OBS • PCS CONFIG • WINDOW OBS • FSO 339-01 GET AWAY SPECIAL | | | | | | | | | | | | |

| | | | | | | | | | | | | | | |
|--------------------------|-----------------------|-----------------------|--------------|-------|-------|----------------|-----------|---------|-----------|----------------|---------|------|------------|------|
| GMI (U:H:M) | NET (D:H:M) | CST (D:H:M) | FD/DOY | BETA | MOON | HOUSTON DATE | FLIGHT | EDITION | PUB. DATE | | | | | |
| 082:02:00 / 082:14:00 | 000:11:00 / 000:23:00 | 081:20:00 / 082:08:00 | 01 / 082 GMT | -36.8 | ☉ | MARCH 23, 1982 | STS-3 HPM | FINAL | 02-15-82 | | | | | |
| HIGH PRIORITY MSN | | | | | | | | | | | | | | |
| CST : 081 | 20 | 21 | 22 | 23 | 0 | 1 | 2 | 3 | 4 | 5 | 6 | 7 | 8 | |
| FD : 01 | | | | | | | | | | | | | FD:02 | |
| NET : 000 | 11 | 12 | 13 | 14 | 15 | 16 | 17 | 18 | 19 | 20 | 21 | 22 | 23 | |
| CDR | PRE SLEEP ACT | | | | SLEEP | | | | | POST SLEEP ACT | T P-ORR | MEAL | | |
| PLT | PDP PRE SLEEP ACT | | | | SLEEP | | | | | POST SLEEP ACT | T P-ORR | MEAL | UNSTON RNS | |
| DRY/NIGHT | | | | | | | | | | | | | | |
| ORBIT | 8 | 9 | 10 | 11 | 12 | 13 | 14 | 15 | 16 | | | | | |
| EARTH TRACE W/SAR | | | | | | | | | | | | | | |
| GSTDN COVERAGE | -RCO | -BQT | -IOS | -HAM | -RCO | -ACN | -DKR | -GWM | -RCO | -DKR | -MAX | -ORR | -YAR | -ORR |
| TV OR VTR | | | | | -RCO | -ACN | | -GWM | -RCO | -DKR | | -BDA | -MAX | -MAX |
| DEORB EDM | | | | | | | | | | | | | | |
| OPT KSC | | | | | | | | | | | | | | |
| ATTITUDE MANEUVERS | | | | | | | | | | | | | | |
| XRAY POL | | | | | | | | | | | | | | |
| RNS OPS IECH | | | | | | | | | | | | | | |
| PDP VCAP | PDP OPS | | | | | | | | | | | | | |
| SUSIN/SIA PLANT GRO | | | | | | | | | | | | | | |
| EEVT | PDP HK | | | | | | | | | | | | | |

□ GAS HEAT (1)
 FSO 839-01 GET AWAY SPECIAL
 ■ PCU DATA
 ● AUTO

| GMT (D:H:M) | MET (D:H:M) | CST (D:H:M) | FD/DOY | BETA | MOON | HOUSTON DATE | FLIGHT | EDITION | PUB. DATE | | | | | | | | | | | |
|--------------------------------|-----------------------|-----------------------|------------------------|------------------|-------------------|--------------------|-------------------|----------------------|-------------------|------------|-------------------|---------|-------------------|----|-------------------|--|------------|--|-----|--|
| 082:14:00 / 083:02:00 | 000:23:00 / 001:11:00 | 082:08:00 / 082:20:00 | 02 / 082 | GMT -36.9 | | MARCH 23, 1982 | STS-3 HPM | FINAL | 02-15-82 | | | | | | | | | | | |
| HIGH PRIORITY MSN | | | | | | | | | | | | | | | | | | | | |
| CST :082 FD :02 MET :000 | 8 | 9 | 10 | 11 | 12 | 13 | 14 | 15 | 16 | 17 | 18 DOY:083 | 19 | 20 | | | | | | | |
| CDR | HK | | 2 | | | MEAL | | | | | | MEAL | | HK | | | | | | |
| PLT | UR LN | BACKUP MODE | EE CRAPPLE RIDIG | PRCS INTERACT | | PDP UNBER/BERTH | MEAL | PDP EMI SEARCH | STON RMS | PDP RMS | TV ACT | | PLBD CYCLE | | MEAL | | HK | | | |
| DAY/NIGHT | | | | | | | | | | | | | | | | | | | | |
| ORBIT | 16 | 17 | 18 | 19 | 20 | 21 | 22 | 23 | 24 | | | | | | | | | | | |
| EARTH TRACE M/SAA | | | | | | | | | | | | | | | | | | | | |
| GSTDN COVERAGE | YRR ORR | | IOS YRR ORR | | MLX BDR DKR | | CDS BOT YRR | | MLX BDR ACN | | BUC BOT YRR | | CNN BUC BOT | | IOS BOT YRR | | YRR ORR | | HAW | |
| TV OR VTR | | | | | | | | | | | | | | | | | | | | |
| DEORB EDW | | | | | | | | | | | | | | | | | | | | |
| OPT KSC | ↑ 23:12 | ↑ 00:40 | ↑ 00:47 | ↑ 02:13 | ↑ 02:21 | ↑ 03:27 | ↑ 03:55 | ↑ 05:21 | ↑ 05:29 | ↑ 06:55 | ↑ 07:03 | ↑ 08:28 | | | | | | | | |
| ATTITUDE MANEUVERS | | | | | | | | | | | | | | | | | | | | |
| XRAY POL | | | | | | | | | | | | | | | | | | | | |
| RMS OPS | | | | | | | | | | | | | | | | | | | | |
| IECH | | | | | | | | | | | | | | | | | | | | |
| PDP | | | | | | | | | | | | | | | | | | | | |
| VCAP | | | | | | | | | | | | | | | | | | | | |
| SUSIN/SIA PLANT GRO | | | | | | | | | | | | | | | | | | | | |
| EEVT | | | | | | | | | | | | | | | | | | | | |
| | | | | | | | | | | | | | | | | | | | | |
| | | | | | | | | | | | | | | | | | | | | |
| | | | | | | | | | | | | | | | | | | | | |
| | | | | | | | | | | | | | | | | | | | | |
| | | | | | | | | | | | | | | | | | | | | |
| | | | | | | | | | | | | | | | | | | | | |
| | | | | | | | | | | | | | | | | | | | | |
| | | | | | | | | | | | | | | | | | | | | |
| | | | | | | | | | | | | | | | | | | | | |
| | | | | | | | | | | | | | | | | | | | | |
| | | | | | | | | | | | | | | | | | | | | |
| | | | | | | | | | | | | | | | | | | | | |

AGO

o TAIL SUN ORB RATE
j TAIL TO SUN ORB RATE

o FSO 5336-01 EEVT
o FTO 356-01 PLBD CYCLE
o GAS HEAT (2)
FSO 339-01 GET
AWAY SPECIAL

o FSO 5341-01 MLR OPS
o GAS HEAT (3)
FSO 339-01 GET
AWAY SPECIAL


o IECH BYP LOAD ARM
o DFI PWR UP
o AUTO
o PGU DATA

| | | | | | | | | | |
|-----------------------|-----------------------|-----------------------|--------------|-------|------|----------------|-----------|---------|-----------|
| GMT (D:H:M) | MET (D:H:M) | CST (D:H:M) | FD/DOY | BETA | MOON | HOUSTON DATE | FLIGHT | EDITION | PUB. DATE |
| 083:02:00 / 083:14:00 | 001:11:00 / 001:23:00 | 082:20:00 / 083:08:00 | 02 / 083 GMT | -36.7 | ● | MARCH 24, 1982 | STS-3 HPM | FINAL | 02-15-82 |

HIGH PRIORITY MSN

| | | | | | | | | | | | | | |
|----------|---------------|----|----|----|-------|----|----|----|----|----------------|------|----|--------|
| CST: 082 | 20 | 21 | 22 | 23 | 0 | 1 | 2 | 3 | 4 | 5 | 6 | 7 | 8 |
| FD: 02 | | | | | 083 | | | | | | | | FD: 03 |
| MET: 001 | 11 | 12 | 13 | 14 | 15 | 16 | 17 | 18 | 19 | 20 | 21 | 22 | 23 |
| CDR | PRE SLEEP ACT | | | | SLEEP | | | | | POST SLEEP ACT | MEAL | | |
| PLT | PRE SLEEP ACT | | | | SLEEP | | | | | POST SLEEP ACT | MEAL | | |

| | | | | | | | | | | | | | |
|-----------|---|----|----|----|----|----|----|----|----|--|--|--|--|
| DAY/NIGHT | [Day/Night Cycle: Day (white), Night (black)] | | | | | | | | | | | | |
| ORBLT | 24 | 25 | 26 | 27 | 28 | 29 | 30 | 31 | 32 | | | | |



| | | | | | | | | | | | | | | | | | | | |
|----------------|-----|------|------|------|------|------|------|------|------|------|------|------|------|------|------|------|------|------|-----|
| GSTDN COVERAGE | AGO | -BOT | -IOS | -HAN | -AGO | -GWM | -AGO | -ACN | -DKR | -GWM | -AGO | -DKR | -MAX | -MAX | -YOR | -ORR | -MAX | -IOS | YAR |
|----------------|-----|------|------|------|------|------|------|------|------|------|------|------|------|------|------|------|------|------|-----|

| | | | | | | | | | | | | | | | | | | | |
|-----------|--|--|--|--|--|--|--|--|--|--|--|--|--|--|--|--|--|--|--|
| TV OR VTR | | | | | | | | | | | | | | | | | | | |
| DEDRB EDM | | | | | | | | | | | | | | | | | | | |
| OPT KSC | | | | | | | | | | | | | | | | | | | |

| | | | | | | | | | | | | | | | | | | | |
|--------------------|--------------------|-------|--|--|--|--|--|--|--|--|--|--|--|--|--|--|--|--|--|
| ATTITUDE MANEUVERS | TRAIL SUN ORB RATE | 11:55 | | | | | | | | | | | | | | | | | |
| XRAY POL | | | | | | | | | | | | | | | | | | | |

| | | | | | | | | | | | | | | | | | | | |
|---------|--|--|--|--|--|--|--|--|--|--|--|--|--|--|--|--|--|--|--|
| RMS OPS | | | | | | | | | | | | | | | | | | | |
| IECM | | | | | | | | | | | | | | | | | | | |

| | | | | | | | | | | | | | | | | | | | |
|------|--|--|--|--|--|--|--|--|--|--|--|--|--|--|--|--|--|--|--|
| PDP | | | | | | | | | | | | | | | | | | | |
| VCAP | | | | | | | | | | | | | | | | | | | |

| | | | | | | | | | | | | | | | | | | | |
|---------------------|--|--|--|--|--|--|--|--|--|--|--|--|--|--|--|--|--|--|--|
| SUSIM/STA PLANT GRO | | | | | | | | | | | | | | | | | | | |
| EEVT | | | | | | | | | | | | | | | | | | | |

- CAS HEAT (4)
- FSO 339-01 GET AWAY SPECIAL
- DFI PHR DWN
- FTO 343-02 WARM CASE 02/H2 TK1 HTRS OFF
- AUTO
- FSO 339-01 GET AWAY SPECIAL of PGU DATA
- SEAT/POS CONFIG
- FTO 312-04 ST THERM RESPONSE
- IECN CL CHNR SHTR
- OMS/RCS

| GMT (D:H:M) | MET (D:H:M) | CST (D:H:M) | FD/DOY | BETA | MOON | HOUSTON DATE | FLIGHT | EDITION | PUB. DATE | | |
|--|-----------------------|-----------------------|--------------|--------------|----------------|------------------|------------------|----------------|-----------|----------------|-----------|
| 083:14:00 / 084:02:00 | 001:23:00 / 002:11:00 | 083:08:00 / 083:20:00 | 03 / 083 GMT | -36.3 | | MARCH 24, 1982 | STS-3 HPM | FINAL | 02-15-82 | | |
| HIGH PRIORITY MSN | | | | | | | | | | | |
| CST : 083 FD : 03 MET : 001 23 | MET: 002 | | | | | | | | DOY: 084 | | |
| CDR | HK | 2 | FCS C/O | SUIT DOWNING | MEAL | IECM GAS REL | TOP SUN TRK | CAB STOW | MEAL PREP | MEAL | |
| PLT | | FCS C/O | RCS JET TEST | MEAL PREP | MEAL | SUSIM OFFSET 1-4 | VCAP BEAM SEARCH | PLBD CYCLE | MEAL | | |
| DAY/NIGHT | | | | | | | | | | | |
| ORBIT | 32 | 33 | 34 | 35 | 36 | 37 | 38 | 39 | 40 | | |
| EARTH TRACE W/SAR | | | | | | | | | | | |
| GSTDN COVERAGE | YAR -ORR | -LOS -ORR | -MIL -ORR | -BDA -DKR | -BUC -ACN -BOT | -MIL -ORR | -HAW -BDA | -BUC -ACN -BOT | -GMM -BOT | -BUC -LOS -COX | -BOT -LOS |
| TV OR VTR | | | | | | | | | | | |
| DEORB EDM | | | | | | | | | | | |
| OPT KSC | | 00:26 | | 02:00 | | 03:34 | | 05:08 | | 06:42 | |
| ATTITUDE | | 00:34 | | 02:08 | | 03:42 | | 05:16 | | 06:42 | |
| MANEUVERS | | | | TOP SUN | | | | | | | |
| XRAY POL | | | | | | IECM GAS REL | | | | | |
| RMS OPS | | | | | | 04:25 | | | | | |
| IECM | | | | | | XRAY POLAR | | | | | 10:15 |
| PDP | | | | | | | | | | | |
| VCAP | | | | | | | | | | | |
| SUSIM/STA | | | | | | | | | | | |
| PLANT GRO | | | | | | | | | | | |
| EEVT | | | | | | | | | | | |
| <ul style="list-style-type: none"> • SUSIM LOS NULL • SUSIM LOS NULL • FSO S341-01 MLR OPS • SUIT FAN DEACT • DFI PWR LP • SEAT/POS CONFIG • DFI PWR DWN • IECM BYP CONT/PLUM • SUSIM LOS NULL • PCU DATA • SUSIM LOS NULL • SUIT FAN DEACT • IECM BYP CONTAN • DTO 353 IECM GAS RELEASE • CHANGE DAP B-RT/DB • ANNUN C/W TEST • FIRE SUPPR TEST • FTO 356-01 PLBD CYCLE • FTO 361-01 WHOLE GAS SAMP • PCU DATA • TOP SUN TRK • AUTO • S TRK ON • FTO 312-04 ST THERM RESPONSE | | | | | | | | | | | |

| GNT (D:H:M) | MET (D:H:M) | CST (D:H:M) | FD/DOY | BETA | MOON | HOUSTON DATE | FLIGHT | EDITION | PUB. DATE | | | | | |
|---|-----------------------|-----------------------|--------------|-------|----------------|----------------|----------------|---------|-----------|----------------|-----------|-----------|--|--|
| 084:02:00 / 084:14:00 | 002:11:00 / 002:23:00 | 083:20:00 / 084:08:00 | 03 / 084 GMT | -35.8 | ● | MARCH 25, 1982 | STS-3 HPM | FINAL | 02-15-82 | | | | | |
| HIGH PRIORITY MSN | | | | | | | | | | | | | | |
| CST : 083 | 20 | 21 | 22 | 23 | 0 | 2 | 3 | 4 | 5 | 6 | 7 | 8 | | |
| FD : 03 | | | | | CST: 084 | | | | | | | FD: 04 | | |
| MET : 002 | 11 | 12 | 13 | 14 | 15 | 16 | 17 | 18 | 19 | 20 | 21 | 22 | 23 | |
| CDR | HK PRE SLEEP ACT | | | | SLEEP | | | | | POST SLEEP ACT | TP REVW | MEAL | | |
| PLT | PRE SLEEP ACT | | | | SLEEP | | | | | POST SLEEP ACT | TP REVW | MEAL | | |
| DAY/NIGHT | | | | | | | | | | | | | | |
| ORBIT | | 41 | 42 | 43 | 44 | 45 | 46 | 47 | 48 | | | | | |
| EARTH TRACE H/SAR | | | | | | | | | | | | | | |
| GSTDN COVERAGE | -BOY -105 | -HAM -AGO | | | -AGO -ACN -DKR | -GMM | -AGO -DKR -NAD | -MAX | -NAD -MAX | -YAR -ORR | -MAX -105 | -YAR -ORR | | |
| TV OR VTR | | | | | | | | | | | | | | |
| DEDRB EDH | | | | | | | | | | | | | | |
| OPT KSC | | | | | | | | | | | | | | |
| ATTITUDE MANEUVERS | | 11:55 | | | | | PTC | | | 19:38 | 21:12 | | 22:45 | |
| XRAY POL | | | | | | | XRAY POLAR | | | | 21:00 | | | |
| RMS OPS | | | | | | | | | | | | | | |
| IECH | | | | | | | | | | | | | | |
| PDP | | | | | | | | | | | | | | |
| VCAP | | | | | | | | | | | | | | |
| SUSIN/SIA | SUSIN ON | | | | | | | | | | | | | |
| PLANT GRO | | | | | | | | | | | | | | |
| EEVT | | | | | | | | | | | | | | |
| ● FTO 343-02 WARM CASE 02/42 TK1 HTRS AUTO | | | | | | | | | | ● PTC MNR | | | ○ ENT STOWAGE ● ENT STOWAGE FSO 339-01 GET AWAY SPECIAL | |

| GMT (D:H:M) | | MET (D:H:M) | | CST (D:H:M) | | FD/DOY | BETA | MOON | HOUSTON DATE | FLIGHT | EDITION | PUB. DATE |
|---|-------------------|-----------------------|--------------|-----------------------|-----------|----------|------|-------|----------------|-----------|---------|-----------|
| 084:14:00 / 085:02:00 | | 002:23:00 / 003:11:00 | | 084:08:00 / 084:20:00 | | 04 / 084 | GHT | -35.0 | MARCH 25, 1982 | STS-3 HPM | FINAL | 02-15-82 |
| CST : 084 | | MET : 003 | | | | | | | | | | |
| FD : 04 | | | | | | | | | | | | |
| MET : 002 23 | | | | | | | | | | | | |
| CDR | FCS C/O | PLBD CLOSING | SUIT DOWNING | SNACK | BURN PREP | ENTRY | | | | | | |
| PLT | FCS C/O | THEODOLITE DEAC OPS | SUIT DOWNING | SNACK | BURN PREP | ENTRY | | | | | | |
| DAY/NIGHT | ORBIT | | | | | | | | | | | |
| EARTH TRACE W/SAR | EARTH TRACE W/SAR | | | | | | | | | | | |
| GSTDN COVERAGE | GSTDN COVERAGE | | | | | | | | | | | |
| TV OR VTR | TV OR VTR | | | | | | | | | | | |
| DEORB EDH | DEORB EDH | | | | | | | | | | | |
| OPT KSC | OPT KSC | | | | | | | | | | | |
| ATTITUDE | ATTITUDE | | | | | | | | | | | |
| MANEUVERS | MANEUVERS | | | | | | | | | | | |
| XRAY POL | XRAY POL | | | | | | | | | | | |
| RWS DPS | RWS DPS | | | | | | | | | | | |
| IECM | IECM | | | | | | | | | | | |
| PDP | PDP | | | | | | | | | | | |
| VCAP | VCAP | | | | | | | | | | | |
| SUSTM/SIA | SUSTM/SIA | | | | | | | | | | | |
| PLANT GRO | PLANT GRO | | | | | | | | | | | |
| EEVT | EEVT | | | | | | | | | | | |
| <ul style="list-style-type: none"> ■ FCS/DED DISPLAY ○ SEAT CONFIC ■ FTO 363-01 RAD FLOW (4 MIN) ○ FCS/DED DISPLAY ■ SEAT CONFIC ○ MNVR TOP SUN | | | | | | | | | | | | |
| ■ FTO 363-01 RAD FLOW (4 MIN) | | | | | | | | | | | | |

HIGH PRIORITY MSN

MET
DAY 001
01:00

HIGH PRIORITY MSN

CDR

PLT

MCC

NOTES

B AUTO
VERN
RT 0.2
DB 1.0

ORB
18

01:10

A AUTO
VERN
RT 0.067
DB 1.0

01:20

01:30

01:40

01:50

02:00

✓PRCS INTERACT COMPLETE

AUTO MNVR TO TAIL SUN
MNVR OPTION R + 5.8
P +182.4
Y +359.0

DAP: A/AUTO/VERN
(01:05) Initiate MNVR

START ORB RATE ROTATION

BODY VECT +1
DAP: A/AUTO/VERN
(01:17) Initiate ROT

SINGLE C2 GPC OPS
(ORBIT OPS C/L, DPS)

PDP ACT
(PAYLOAD OPS C/L, PDP)

ASCENDING NODE
ORB: 18
MET: 001:01:08:33
LON: 148.5 W

UPDATE:
MCC GO FOR
PDP UNBERTH

HIGH PRIORITY MSN
CDR

PLT

MCC

NOTES

PDP LINBERTH/BERTH TEST
(PDRS OPS C/L, RMS TESTS/LOADED)

MET
DAY 001
02:00

A AUTO
VERN
RT 0.067
DB 1.0

02:10

02:20

02:30

02:40

02:50

03:00

ORB
19

| OPS2 DRP CONFIG (AT 1/02:00:00) | A | B |
|------------------------------------|-------|-------|
| XLATION PULSE | 0.1 | 0.02 |
| ROT DSC RT NRM | 0.2 | 0.5 |
| VRN | 0.067 | 0.2 |
| PULSE NRM | 0.1 | 0.04 |
| VRN | 0.01 | 0.002 |
| COMP NRM | 0.0 | 0.0 |
| VRN | 0.0 | 0.0 |
| DB ATT NRM | 10.0 | 10.0 |
| VRN | 1.0 | 1.0 |
| RATE NRM | 0.2 | 0.2 |
| VRN | 0.02 | 0.02 |
| JET OPT P | 1 | 1 |
| Y | 1 | 1 |
| CNTL ACCEL | 0 | 0 |

ASCENDING NODE
ORB: 19
MET: 001:02:37:42
LON: 171.3 W

UPLINK
ORBITER S.V.

MET
DAY 001
03:00

P
D
V
B
S
S
E
T

HIGH PRIORITY MSN

CDR

PLT

MCC

NOTES

MEAL PREP (Cue Card)
Prepare DAY 2, MEAL B

PDP JOINT STANDBY
(PDRS OPS C/L, PDP/JOINT BEAM)

A AUTO
VERN
RT 0.067
DB 1.0

03:10

03:20

03:30


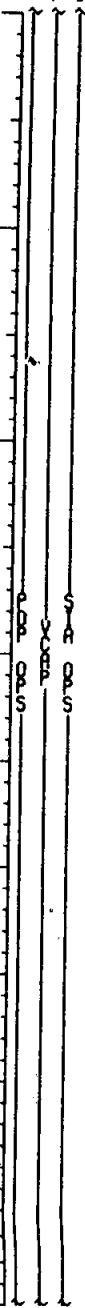
03:40

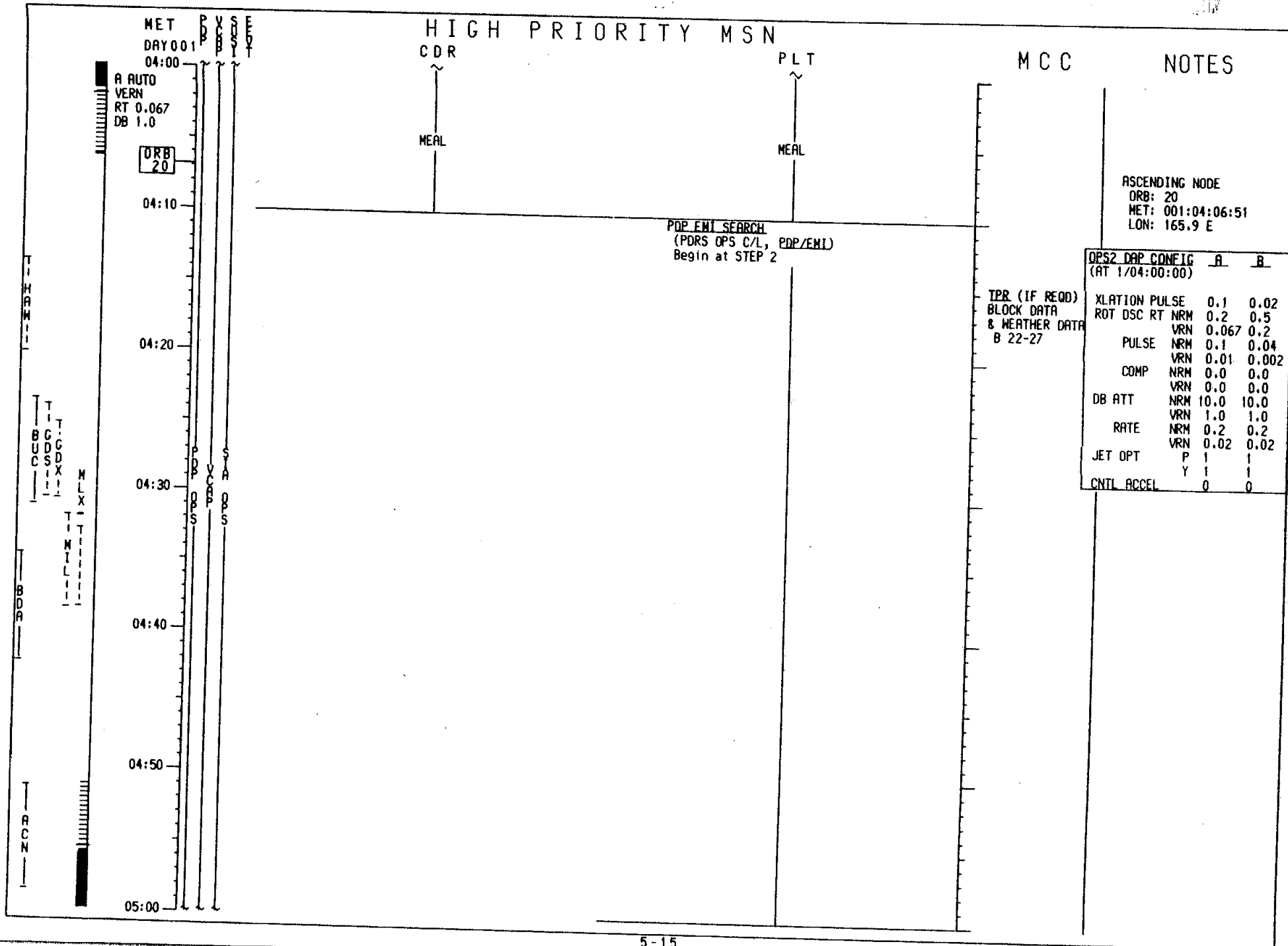
03:50

04:00

MEAL

MEAL





MET
DAY 001
05:00

R AUTO
VERN
RT 0.067
DB 1.0

HIGH PRIORITY MSN

CDR

PLT

MCC

NOTES

PDP BERTH
(PDRS OPS C/L, PDP/INBERTH/BERTH)

RMS POWERDOWN
(PDRS OPS C/L, RMS PWR DN)

EEVT UNSTOW AND SETUP
(PAYLOAD OPS C/L, EEVT)

CABIN TV SETUP (TV01 - CREW/EEVT)
(PHOTO/TV C/L, TV SCENES) - LIVE

ASCENDING NODE
ORB: 21
MET: 001:05:36:00
LON: 143.1 E

05:10

05:20

05:30

05:40

05:50

06:00

ORB
21

FTDB

TYR

GNK

HMT

BCX

SDS

HIGH PRIORITY MSN

CDR

PLT

MCC

NOTES

MET
DAY 001

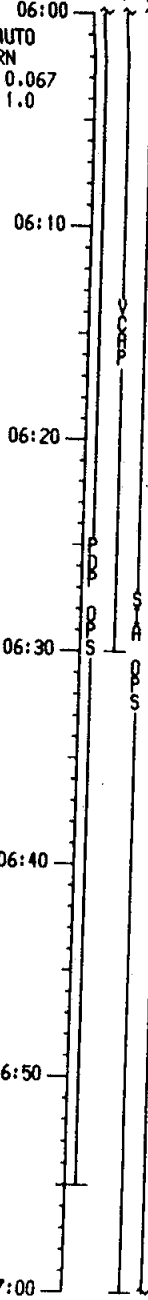
A AUTO
VERN
RT 0.067
DB 1.0

SAMPLE PREP

CABIN TV ACT (TV01/FSO S391-01)
(PHOTO/TV C/L, TV SCENES) - LIVE: GDS, MIL

| OPS2_DBP_CONFIG (AT 1/06:00:00) | A | B |
|------------------------------------|-------|-------|
| XLATION PULSE | 0.1 | 0.02 |
| ROT DSC RT NRM | 0.2 | 0.5 |
| VRN | 0.067 | 0.2 |
| PULSE NRM | 0.1 | 0.04 |
| VRN | 0.01 | 0.002 |
| COMP NRM | 0.0 | 0.0 |
| VRN | 0.0 | 0.0 |
| DB ATT NRM | 10.0 | 10.0 |
| VRN | 1.0 | 1.0 |
| RATE NRM | 0.2 | 0.2 |
| VRN | 0.02 | 0.02 |
| JET OPT | P 1 | 1 |
| Y | 1 | 1 |
| CNTL ACCEL | 0 | 0 |

TV (FSO S391-01)
SCENE: CREW/EEVT



EEVT OPS
(PAYLOAD OPS C/L, EEVT)
PERFORM STEP 3 EEVT RUN

L1 HI LOAD DUCT HTR - A

PDP DEACT
(PAYLOAD OPS C/L, PDP)

GAS HEAT (2)
Verify GAS HEAT (1) accomplished
GAS RELAY 04 LATENT TO HOT:
CLR (A--A)
O4 (AO4L)
O/S (PO4H)
E (HO4H)
GAS RELAY 04 HOT TO LATENT:
CLR (A--A)
O4 (AO4H)
O/S (PO4L)
E (LO4L)

HIGH PRIORITY MSN

CDR

PLT

MCC

NOTES

MET
DAY 001

07:00
A AUTO
VERN
RT 0.067
DB 1.0

ORB
22

07:10

07:20

07:30

07:40

07:50

08:00

L1 HI LOAD EVAP - ENA
THEODOLITE SETUP/ACT ①

STOW RADIATORS ②

PLBD COLD CASE PERF (FTO 356-01)
Reference PLBD OPS, NOTE ③

1. Perform Theodolite OPS for TARGET PAD GROUP A

RT SM OPS 202 PRO

SM PL BAY DOORS

R13L ✓ PL BAY DR - STOP
CRT4 AC POWER ON - ITEM 1 EXEC (x)

2. Close Port Door
Close Port Fwd/Aft Latch Groups
Perform Theodolite OPS for TARGET PAD GROUP B

3. Close Stbd door approx 45 sec (4 ft)
Verify 2 motors
Perform Theodolite Ops for TARGET PAD GROUP C

4. Close Stbd door to proximity of closed position

Alternately start & stop PLBD until near closed. Determine c/l latch # that will make contact first. Record this latch # and its expected contact point on NO GO DIAGRAM

Repeat Theodolite OPS for TARGET PAD GROUP C

EEVT OPS
(PAYLOAD OPS C/L, EEVT)
PERFORM STEP 4 Sample Freeze

POST EEVT
(PAYLOAD OPS C/L, EEVT)
PERFORM STEP 5 Post Ops

ASCENDING NODE
ORB: 22
MET: 001:07:05:09
LON: 120.3 E

UPLINK
ORBITER S.V.

THEODOLITE SETUP/ACTIVATION ①

A17 Unstow: Theodolite, Bracket, Battery cable
 W9 Install Bracket (2 fasteners) & Theodolite (1 fastener)

Connect cable to Battery, Battery to Theodolite
 Theodolite PWR Switch - ON (Display shows dots)
 ✓FUNCTION - H
 ✓DIRECTION - CW

NOTE

The following step must be performed each time the Theodolite is turned on

With telescope ptg below horizontal, slowly pass telescope upward through horizontal. Display will clear & show numbers

STOW RADIATORS ②

A7U PL BAY FLOOD FWD,AFT (four) - ON (~3 min to full bright)
 FWD BHD - ON (~3 min to full bright)

P R13L ✓RAD LAT CNTL SYS (two) - OFF (tb-REL)
 ✓CNTL SYS (two) - OFF (tb-DPY)

PL BAY MECH PWR SYS (two) - ON
 RAD CNTL SYS (two) - STOW (concurrently)
 ✓(tb-bp ~40 sec, STO)
 - OFF

* If tb not bp after 10 sec or if tb not STO in 40 sec *
 * & no motion determined visually: *
 * R13L RAD CNTL SYS (two) - OFF *
 * Go to MALF, MECH, 9.2b or 9.2d (Stbd) or MECH, 9.2f or *
 * 9.2h (Port) *
 * * * * *

| SINGLE RAD OPS | | |
|--|--------------|--------------|
| (Open MA73C:C&D MCA LOGIC PWR AC cbs for failed RAD) | | |
| | STBD RAD cbs | PORT RAD cbs |
| STOW: | AC1MID3 | AC1MID1 |
| | AC3MID2 | AC3MID4 |
| LATCH: | AC1MID3 | AC1MID1 |
| | AC2MID2 | AC2MID4 |
| | AC3MID2 | AC3MID4 |

RAD LAT CNTL SYS (two) - LAT (concurrently)
 - (tb-bp ~25 sec, LAT)
 - OFF

PL BAY MECH PWR SYS (two) - OFF

PLBD OPS CAUTION NOTE ③

CAUTION

If SM GPC fails during any PLBD test:
 O6 MDM PL1,2 (two) - OFF
 GPC MODE 4 - STBY,HALT
 MDM PL1,2 (two) - ON
 Reload SM into GPC 2
 Perform MALF, DPS, SSR-3 and DPS, SSR-4

When closing/opening any PLBD latch group:

- o If no PORT BHD CL after 60 sec
 1. with at least one closed microswitch indication, continue PLBD procedures
 2. otherwise, perform MALF, MECH, 9.1i
- o If PORT BHD latch closes on single mtr, continue PLBD procedures
- o If no PORT BHD OP after 60 sec
 1. with at least one open microswitch indication, continue PLBD procedures
 2. with no open microswitch indication, perform MALF, MECH, 9.1b|2|
- o Always note any single mtr latch operations
- o If no latch or door motion within ~ 10 sec after cmd, (no motion determined visually),
 PL BAY DR - STOP, perform MALF, MECH, 9.1a
- o If one mtr fails in each PORT BHD latch gang, prepare to Deorbit.
 If a Deorbit Opp not available, reopen PLBDs

When opening/closing PLBD:

- o If door motion stops and no OP/RDY status,
 PL BAY DR - STOP, perform MALF, MECH, 9.1j for opening or 9.1k for closing
- o If door closes on single mtr (~ 120 sec), do not reopen PLBD, prepare to Deorbit. If a Deorbit Opp not available, reopen PLBD
- o For failed open latches, do not attempt to close unless an Entry capability is available

RAD LATCH RELEASE/DEPLOY (4)

P RAD LATCH RELEASE

R13L ✓RAD LAT CNTL SYS (two) - OFF (tb-LAT)
 ✓RAD CNTL SYS (two) - OFF (tb-STO)

Zero Timer
 R13L PL BAY MECH PWR SYS (two) - ON
 RAD LAT CNTL SYS (two) - REL (concurrently), start Timer
 ✓(tb-bp ~25 sec, REL)
 - OFF

RAD DEPLOY

R13L RAD CNTL SYS (two) - DPY (concurrently)
 ✓(tb-bp ~40 sec, DPY)
 - OFF
 Verify Stbd & Port RAD Panels are deployed & stabilized

R13L PL BAY MECH PWR SYS (two) - OFF

* If either RAD deploys in > 40 sec, or tb not bp *
 * after 10 sec, stow and latch RADS *
 * Redeploy only good RAD (Stbd. or Port) *
 * (Open MA73C:C&D MCA LOGIC PWR AC cbs for failed RAD) *
 * * * * *

| | STBD RAD cbs | PORT RAD cbs |
|--------|--------------|--------------|
| DPY: | AC1MID3 | AC1MID1 |
| | AC3MID2 | AC3MID4 |
| LATCH: | AC1MID3 | AC1MID1 |
| | AC2MID2 | AC2MID4 |
| | AC3MID2 | AC3MID4 |

A7U PL BAY FLOOD (all) - OFF

L1 HI LOAD EVAP - OFF

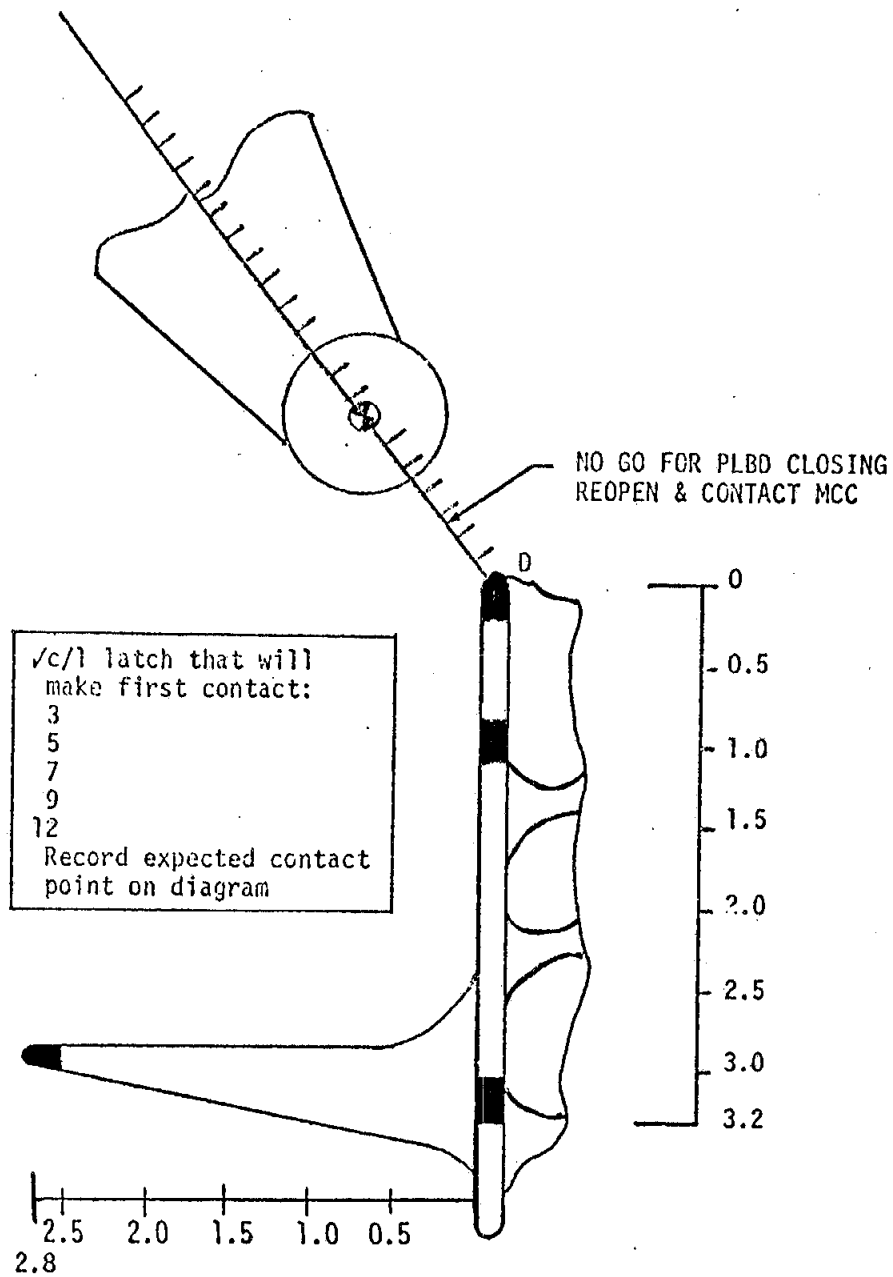
A17 Stow Theodolite, Bracket, Battery, Battery Cable

| FUNCTION | PLBD CONTROL | | | | | | PLBD DISPLAY PL MDM | | | | | | | | | | | | |
|----------|-----------------------------|-----|--------|--------|-----|-----|---------------------|---|---|---|---|---|---|---|---|---|---|---|---|
| | Ref: MA73C:C&D for MCA (cb) | | | | | | | | | | | | | | | | | | |
| | MTR 1 | | | MTR 2 | | | C | C | O | O | C | R | R | R | O | | | | |
| AC/MCA | CNTL | MDM | AC/MCA | CNTL | MDM | A | B | A | B | A | B | C | | | | | | | |
| LATCH | | | | | | | | | | | | | | | | | | | |
| 5-8 | 1/MID3 | AB3 | PL1 | 3/MID2 | CA3 | PL2 | 1 | 2 | 1 | 2 | | | | | | | | | |
| 9-12 | 1/MID1 | AB3 | PL1 | 3/MID4 | CA3 | PL2 | 1 | 2 | 1 | 2 | | | | | | | | | |
| 1-4 | 1/MID3 | AB3 | PL1 | 3/MID2 | CA3 | PL2 | 1 | 2 | 1 | 2 | | | | | | | | | |
| 13-16 | 3/MID4 | CA3 | PL2 | 2/MID2 | BC3 | PL1 | 2 | 1 | 2 | 1 | | | | | | | | | |
| R FWD | 1/MID1 | AB3 | PL1 | 2/MID4 | BC3 | PL2 | 1 | 2 | 1 | 2 | | | | | | | | | |
| R AFT | 3/MID4 | CA3 | PL2 | 2/MID2 | BC3 | PL1 | 2 | 1 | 2 | 1 | | | | | | | | | |
| R DOOR | 1/MID1 | AB3 | PL1 | 2/MID4 | BC3 | PL2 | | | | | | | | 1 | 1 | 2 | 2 | 1 | |
| | | | | | | | | | | | | | | | 2 | 1 | 2 | 2 | 2 |
| L FWD | 1/MID1 | AB3 | PL1 | 2/MID4 | BC3 | PL2 | 1 | 2 | 1 | 2 | | | | | | | | | |
| L AFT | 1/MID3 | AB3 | PL1 | 3/MID2 | CA3 | PL2 | 1 | 2 | 1 | 2 | | | | | | | | | |
| L DOOR | 3/MID4 | CA3 | PL2 | 2/MID2 | BC3 | PL1 | | | | | | | | 2 | 1 | 1 | 2 | 2 | |
| | | | | | | | | | | | | | | | 1 | 1 | 1 | 2 | 1 |

| THEODOLITE TARGET PAD | | |
|--|---------------|-----------------------|
| TARGET (A) | HORIZ | VERT |
| HANDRAIL STBD (1) (zero) | — . — — — — — | — — — — — . — — — — — |
| PORT (2) | — . — — — — — | — — — — — . — — — — — |
| TARGET (B) | HORIZ | VERT |
| HANDRAIL STBD (1) C/L, PORT 14P | — . — — — — — | — — — — — . — — — — — |
| 12P | — . — — — — — | — — — — — . — — — — — |
| 10P | — . — — — — — | — — — — — . — — — — — |
| 7P | — . — — — — — | — — — — — . — — — — — |
| 5P | — . — — — — — | — — — — — . — — — — — |
| 3P | — . — — — — — | — — — — — . — — — — — |
| TARGET (C) | HORIZ | VERT |
| HANDRAIL STBD (1) C/L, STBD 14S | — . — — — — — | — — — — — . — — — — — |
| 12S | — . — — — — — | — — — — — . — — — — — |
| 10S | — . — — — — — | — — — — — . — — — — — |
| 7S | — . — — — — — | — — — — — . — — — — — |
| 5S | — . — — — — — | — — — — — . — — — — — |
| 3S | — . — — — — — | — — — — — . — — — — — |

| TARGET (C) | HORIZ | VERT |
|--|---------------|-----------------------|
| HANDRAIL STBD (1) C/L, STBD 14S | — . — — — — — | — — — — — . — — — — — |
| 12S | — . — — — — — | — — — — — . — — — — — |
| 10S | — . — — — — — | — — — — — . — — — — — |
| 7S | — . — — — — — | — — — — — . — — — — — |
| 5S | — . — — — — — | — — — — — . — — — — — |
| 3S | — . — — — — — | — — — — — . — — — — — |
| TARGET (D) | HORIZ | VERT |
| LONGERON, PORT 2 | — . — — — — — | — — — — — . — — — — — |
| 3 | — . — — — — — | — — — — — . — — — — — |
| LONGERON, STBD 4 | — . — — — — — | — — — — — . — — — — — |
| 5 | — . — — — — — | — — — — — . — — — — — |
| 6 | — . — — — — — | — — — — — . — — — — — |

NO GO DIAGRAM
C/L LATCH EXTENDED GUIDE ROLLER TRAJECTORY



5-21A

STS-3/FIN

This Page Intentionally Blank

5-21B

STS-3/FIN

MET
DAY001

P
P
P
S
E
E

HIGH PRIORITY MSN

CDR

PLT

MCC

NOTES

08:00

A AUTO
VERN
RT 0.067
DB 1.2

POST EEVT
(PAYLOAD OPS C/L, EEVT)
PERFORM STEP 5 Post_Ops

PLAD CYCLE TEST (FTD 356-01)

5. Open Stbd door
Open Port Fwd/Aft latch groups

Open Port door

CRT 4 AC POWER OFF - ITEM 2 EXEC (X)
SM OPS 201 PRO
SM ANTENNA

Perform Theodolite Ops for TARGET PAD
GROUP D

RAD LATCH RELEASE/DEPLOY ④

MEAL PREP (Cue Card)
Prepare DAY 2, MEAL C

08:10

08:20

08:30

ORB
23

08:40

08:50

09:00

EEVT DISASSEMBLY AND STOW
(PAYLOAD OPS C/L, EEVT)

EXERCISE

MLR ACTIVATION

✓ MLR ORB PWR ind - ON
✓ MLR MALFUNCTION ind - GRAY
Switch MLR to - PROC
Record Time _____ : _____
✓ MLR ORB PWR ind - ON
✓ MLR MALFUNCTION ind - GRAY
GAS HEAT (3)

Verify GAS HEAT (2) accomplished

GAS RELAY 05 LATENT TO HOT:
CLR (A--A)
05 (A05L)
O/S (P05H)
E (H05H)
GAS RELAY 05 HOT TO LATENT:
CLR (A--A)
05 (A05H)
O/S (P05L)
E (L05L)

EXERCISE

LT HI LOAD DUCT AIR - OFF
SUPPLY WATER DUMP
(ORBIT OPS C/L, ECLS)
Dump TKS A & B
Dump to:
QTY A = _____ QTY B = _____

| OPS2 DAP CONFIG (AT 1/08:00:00) | A | B |
|------------------------------------|-------|-------|
| XLATION PULSE | 0.1 | 0.02 |
| ROT OSC RT NRH | 0.2 | 0.5 |
| VRN | 0.067 | 0.2 |
| PULSE NRH | 0.1 | 0.04 |
| VRN | 0.01 | 0.002 |
| COMP NRH | 0.0 | 0.0 |
| VRN | 0.0 | 0.0 |
| DB ATT NRH | 10.0 | 10.0 |
| VRN | 1.0 | 1.0 |
| RATE NRH | 0.2 | 0.2 |
| VRN | 0.02 | 0.02 |
| JET OPT | P 1 | 1 |
| | Y 1 | 1 |
| CNTL ACCEL | 0 | 0 |

UPDATE
H2O SPLY DUMP
QTY TK A & B

ASCENDING NODE
ORB: 23
MET: 001:08:34:17
LON: 97.6 E

MET
DAY 001
09:00

R AUTO
VERN
RT 0.067
DB 1.0

09:10

09:20

09:30

09:40

B AUTO
VERN
RT 0.2
DB 1.0

09:50

10:00

HIGH PRIORITY MSN

CDR

PLT

MCC

NOTES

1-CCB-1

1-CCB-1

TIBBOTT

TIBBOTT

P
V
S
E

S
R
O
P
S

MEAL

MEAL

AUTO MNVR TO IMU ALIGN ATT
MNVR OPTION: R + 61.0
P + 240.3
Y + 318.3
DAP: B/AUTO/VERN
(09:48) Initiate MNVR

STAR PAIR:
AOS 1/09:47
LOS 1/10:32

HIGH PRIORITY MSN

CDR

PLT

MCC

NOTES

MET
DAY001
10:00

ORB
24

B AUTO
VERN
RT 0.2
DB 1.0

10:10

IMU ALIGNMENT - S TRK
(ORBIT OPS C/L, GNC)
STAR ID: -Y: 26, FOMALHAUT
 -Z: 14, VEGA
ANG DIF: 91.4

PGU OPS, PGU DATA LOG (CUE CARD)

IECM: BYPASS LOADED ARM SEQUENCE
R11:A IECM - POS 1, wait 30 sec, return to POS 2
R1 PL AFT MN B - OFF
 Wait 35 min
 PL AFT MN B - ON

ASCENDING NODE
ORB: 24
MET: 001:10:03:26
LON: 74.8 E

AUTO MNVR TO TAIL SUN ATT
MNVR OPTION R+107.3
 P+182.4
 Y+359.0

DAP: B/AUTO/VERN
(10:15) Initiate MNVR
START ORB RATE ROTATION
BODY VECT +1
DAP: A/AUTO/VERN
(10:30) Initiate ROT

FUEL CELL PURGE - AUTO (Cue Card)

IMU ALIGN PAD

REQ ID: -Y ___ -Z ___ ANG ERR ___

ANG 1 ___ 2 ___ 3 ___

Δ X () () ()

Δ Y () () ()

Δ Z () () ()

EXECUTION TIME: ___ / ___ : ___ :

10:20

ICONNECT RETURN (OPS 2,3)
(ORBIT PKT C/L, RCS)

10:30

A AUTO
VERN
RT 0.067
DB 1.0

PRIVATE MEDICAL COMMUNICATION
(If Required)

PRIVATE MEDICAL COMMUNICATION
(If Required)

UPLINK
ORBITER S.V.

| OPS2 DAP CONCIG | A | B |
|-----------------|-------|-------|
| (AT 1/10:00:00) | | |
| XLATION PULSE | 0.1 | 0.02 |
| ROT DSC RT NRM | 0.2 | 0.5 |
| VRN | 0.067 | 0.2 |
| PULSE NRM | 0.1 | 0.04 |
| VRN | 0.01 | 0.002 |
| COMP NRM | 0.0 | 0.0 |
| VRN | 0.0 | 0.0 |
| DB ATT NRM | 10.0 | 10.0 |
| VRN | 1.0 | 1.0 |
| RATE NRM | 0.2 | 0.2 |
| VRN | 0.02 | 0.02 |
| JET OPT P | 1 | 1 |
| Y | 1 | 1 |
| CNTL ACCEL | 0 | 0 |

10:40

HOUSEKEEPING

HOUSEKEEPING

10:50

DEFI POWER UP
R11:H DEFI PCM CONT 1,2,3 SCSC(three) - ON

CO2 ADSORBER REPLACEMENT
(4 into B)

✓PL AFT MN B - ON

11:00

HIGH PRIORITY MSN

CDR

PLT

MCC

NOTES

MET
DAY001

11:00

A AUTO
VERN
RT 0.067
DB 1.0

11:10

S
A
A

11:20

11:30

11:40

B AUTO
VERN
RT 0.2
DB 1.0

11:50

A AUTO
VERN
RT 0.4
DB 1.0

12:00

DEFI POWER DOWN
R11:H DFI PCM CONT 1,2,3 SGSC(three) - OFF

GAS HEAT (4)

Verify GAS HEAT (3) accomplished
GAS RELAY 04 LATENT TO HOT:
CLR (A--A)
04 (A04L)
O/S (P04H)
E (H04H)
GAS RELAY 04 HOT TO LATENT:
CLR (A--A)
04 (A04H)
O/S (P04L)
E (L04L)

PRE SLEEP ACTIVITY

Config: LIGHTING

BACKUP TONES:

M042F MIDDECK SPKR AUD PHR - AUD
√SPKR PHR - SPKR/MIC
VOL - as reqd
√TONES - ACCU/BYP

Set off an alert tone
Adjust audio volume as reqd

M042F AUDIO PHR - AUD/TONE
A13 Set off an alert tone
Adjust audio volume as reqd

TPR AUDIO:

R10 √MS AUD PHR - AUD
√A/G 1 - OFF
√A/G 2 - T/R
√A/R - OFF
√ICOM (two) - OFF
All other AUD PNLs A/G 2 - OFF

ALERT TONE DURATION
CRT TIMER for WAKE UP
√CRT 4 MAJ FUNC - SM
CRTs (one STBY, three OFF)
WINDOW SHADES/FILTERS

C3 √DFI RCDRS PCM - LO SAMP

A8L PORT RMS HTR - AUTO

M044F Pin CABIN TEMP CNTLR in
FULL HEAT position

AUTO MNVR TO PTC ATT

MNVR OPTION R+358.1
P+ 91.5
Y+311.7

DAP: B/AUTO/VERN
(11:45) Initiate MNVR

Change DAP A: ROT DSC RATE VRN - 0.4
(ITEM 3)

INITIATE PTC ROT
When MNVR complete

BODY VECT +1
DAP: A/AUTO/VERN DT
Initiate ROT

SM CHECKPOINT. (Cue Card)

MEDICAL DATA REPORT (MICROCASSETTE)
RECORDER Cue Card

ASCENDING NODE
ORB: 25
MET: 001:11:32:34
LON: 52.0 E

| DPS2 DAP CONFIG | A | B |
|-----------------|------|-------|
| (AT 1/11:50:00) | | |
| XLATION PULSE | 0.1 | 0.02 |
| ROT DSC RT NRM | 0.2 | 0.5 |
| VRN | 0.4 | 0.2 |
| PULSE NRM | 0.1 | 0.04 |
| VRN | 0.01 | 0.002 |
| COMP NRM | 0.0 | 0.0 |
| VRN | 0.0 | 0.0 |
| DB ATT NRM | 10.0 | 10.0 |
| VRN | 1.0 | 1.0 |
| RATE NRM | 0.2 | 0.2 |
| VRN | 0.02 | 0.02 |
| JET OPT P | 1 | 1 |
| Y | 1 | 1 |
| CNTL ACCEL | 0 | 0 |

STS-3 DETAILED

CDR

PLT

MCC

NOTES

MET
DAY 001
12:00

A AUTO
VERN
RT 0.4
DB 1.0

13:00

ORB
26

14:00

ORB
27

15:00

ORB
28

16:00

17:00

SLEEP

SLEEP

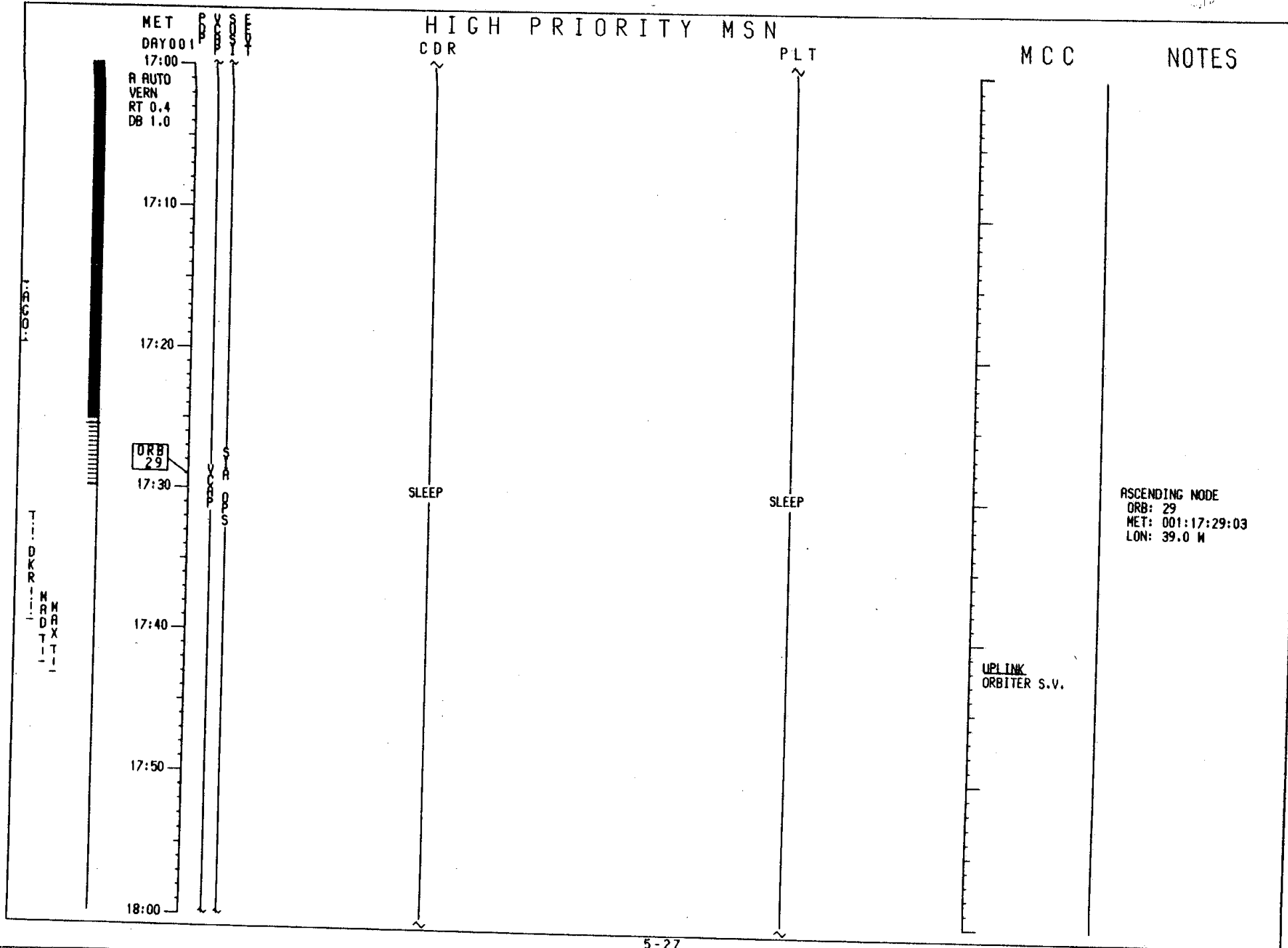
TPR (IF READ)
BLOCK DATA
& WEATHER DATA
ORBITS 28-32

ASCENDING NODE
ORB: 26
MET: 001:13:01:41
LON: 29.3 E

UPLINK
ORBITER S.V.

ASCENDING NODE
ORB: 27
MET: 001:14:30:49
LON: 6.5 E

ASCENDING NODE
ORB: 28
MET: 001:15:59:56
LON: 16.2 W



MET
DRY001
18:00
A AUTO
VERN
RT 0.4
DB 1.0

P
D
S
E

HIGH PRIORITY MSN

CDR

PLT

MCC

NOTES

18:10

18:20

18:30

18:40

18:50

19:00

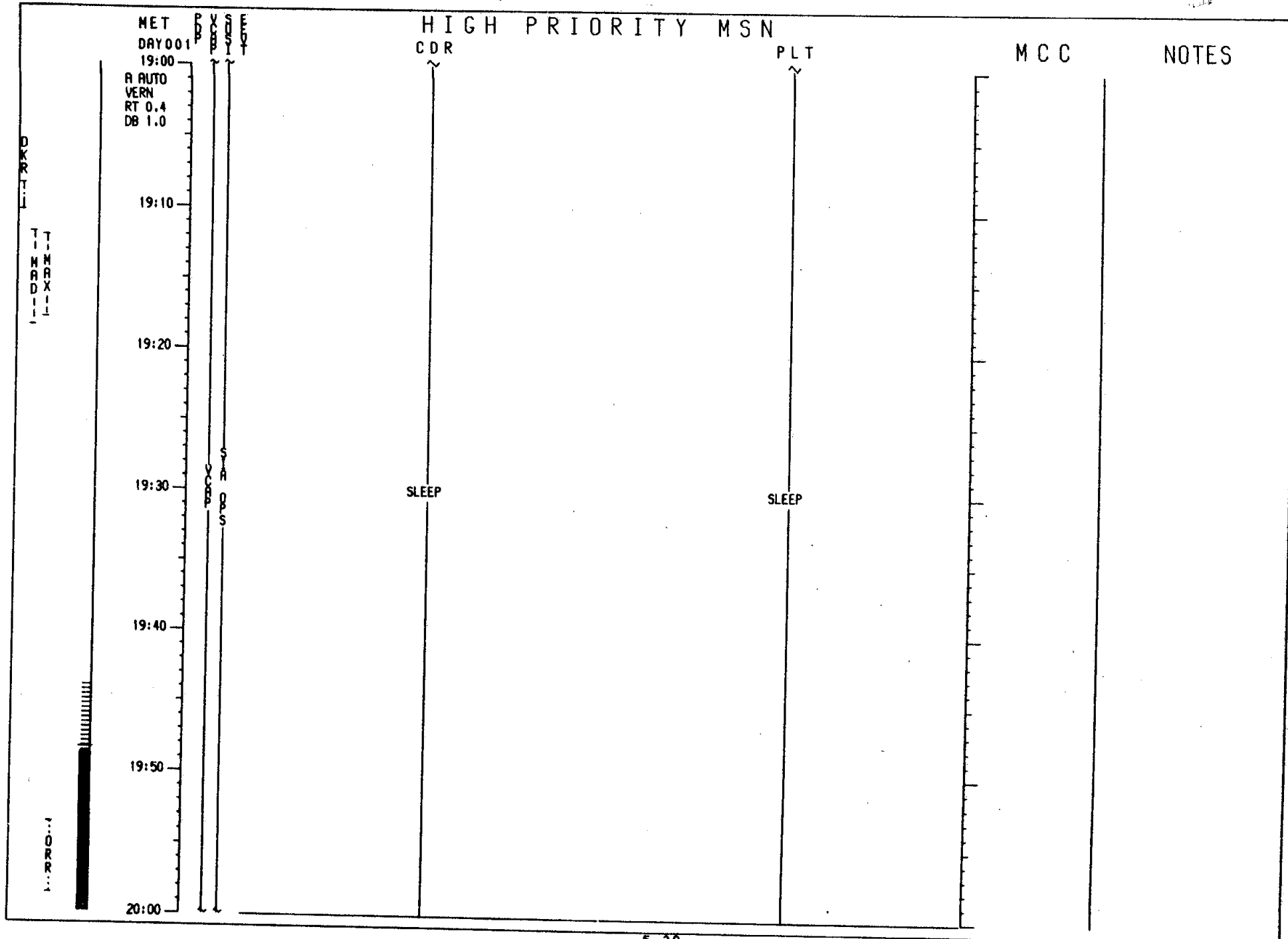
ORB
30

S
D
S
D
S

SLEEP

SLEEP

ASCENDING NODE
ORB: 30
MET: 001:18:58:10
LON: 61.7 M



MET
DAY 001

20:00
A AUTO
VERN
RT 0.4
DB 1.0

20:10

20:20

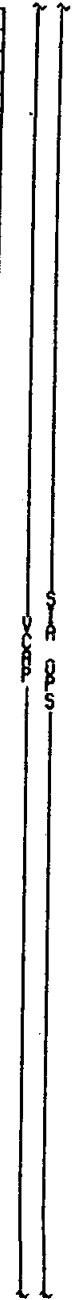
20:30

20:40

20:50

21:00

P
V
B
S
E
E
E



HIGH PRIORITY MSN

CDR

PLT

MCC

NOTES

POST SLEEP ACTIVITY
 Config: LIGHTING
 COMM
 06 UHF MODE - SPLX
 ALERT TONE DURATION
 CRTs
 TPR AUDIO; On all AUD PNLS
 (Except MS) A/G 2 - RCV
 A8L PORT RMS HTR - OFF
 MD44F Pin CAB TEMP CNTLR as reqd
 for comfort
 MEAL PREP DAY 3 MEAL A (Cue Card)
 SM CHECKPOINT (Cue Card)

POST SLEEP ACTIVITY
 Config: LIGHTING
 COMM
 06 UHF MODE - SPLX
 ALERT TONE DURATION
 CRTs
 TPR AUDIO; On all AUD PNLS
 (Except MS) A/G 2 - RCV
 A8L PORT RMS HTR - OFF
 MD44F Pin CAB TEMP CNTLR as reqd
 for comfort
 MEAL PREP DAY 3 MEAL A (Cue Card)
 SM CHECKPOINT (Cue Card)

| OPS2 DAP CONFIG (AT 1/20:00:00) | A | B |
|------------------------------------|------|-------|
| XLATION PULSE | 0.1 | 0.02 |
| ROT DSC RT NRM | 0.2 | 0.5 |
| VRN | 0.4 | 0.2 |
| PULSE NRM | 0.1 | 0.04 |
| VRN | 0.01 | 0.002 |
| COMP NRM | 0.0 | 0.0 |
| VRN | 0.0 | 0.0 |
| DB ATT NRM | 10.0 | 10.0 |
| VRN | 1.0 | 1.0 |
| RATE NRM | 0.2 | 0.2 |
| VRN | 0.02 | 0.02 |
| JET OPT | P 1 | 1 |
| | Y 1 | 1 |
| CNTL ACCEL | 0 | 0 |

ASCENDING NODE
 ORB: 31
 MET: 001:20:27:17
 LON: 84.5 W

UPLINK
 ORBITER S.V.

TPR (IF RECD)
 BLOCK DATA
 & WEATHER DATA
 ORBITS 33-37

UPDATE
 H2O SPLY DUMP
 QTY TK A & B

TELEPRINTER MESSAGE
 REVIEW

TELEPRINTER MESSAGE
 REVIEW

CRYO TANK THERMAL TEST (Warm Case)
 (FTO 343-02)
 02 TK1 HTRS A,B (two) - OFF
 H2 TK1 HTRS A,B (two) - OFF

T
B
D
A

T
I
M
E
M
A
X
I
M
I
L

MET
DAY 001

21:00
A AUTO
VERN
RT 0.4
DB 1.0

21:10

21:20

21:30

21:40

21:50

22:00

ORB
32

HIGH PRIORITY MSN

CDR

PLT

MCC

NOTES

MEAL

MEAL

ASCENDING NODE
ORB: 32
MET: 001:21:56:23
LDN: 107.3 W

HIGH PRIORITY MSN

CDR

PLT

MCC

NOTES

MET
DAY 001

22:00

B AUTO
VERN
RT 0.2
DB 1.0

22:10

AUTO MNVR TO IMU ALIGN ATT
MNVR OPTION: R + 61.0
 P + 240.3
 Y + 318.3
DAP: B/AUTO/VERN
(22:00) Initiate MNVR

WCS CLEANING, SCREEN ADAPTER
INSPECTION/REPLACEMENT
(URINE COLLECTION, Cue Card)

STAR PAIR:
AOS 1/21:41
LOS 1/22:25

ICONNECT: I (R) OMS to RCS
(ORBIT PKT C/L, RCS)

IMU ALIGNMENT - S TRK
(ORBIT OPS C/L, GNC)
STAR ID: -Y: 26, FOMALHAUT
 -Z: 14, VEGA
ANG DIF: 91.4

TECM: CLOSE CAMERA SHUTTER
R11:A IECM - POS 1, wait 30 sec, return to POS 2

IMU ALIGN PAD

REQD ID: -Y ___ -Z ___ ANG ERR ___

ANG 1 ___ 2 ___ 3 ___

Δ X
() () ()

Δ Y
() () ()

Δ Z
() () ()

EXECUTION TIME: ___ / ___ : ___ : ___

22:20

06 STAR TRACKER THERMAL RESPONSE (FTO 312-04)
STAR TRACKER PWR -Z - OFF
 -Y - OFF
CHANGE DAP A: ROT DISC RATE VERN - 0.016 (ITEM 3)
 DB ATT NORM - 5.0 (ITEM 8)
 VERN - 0.05 (ITEM 9)
CHANGE DAP B: DB ATT NORM - 3.0 (ITEM 22)

SUPPLY WATER DUMP
(ORBIT OPS C/L, ECLS)
Dump TKS A & B
Dump to: _____
QTY A = _____ QTY B = _____
SEAT/POS CONFIG ①

UPDATE
OMS/RCS
ICONNECT
CONFIG

| OPS2 DAP CONFIG (AT 1/22:30:00) | A | B |
|------------------------------------|-------|-------|
| XLATION PULSE | 0.1 | 0.02 |
| ROT DSC RT NRM | 0.2 | 0.2 |
| VRN | 0.016 | 0.2 |
| PULSE NRM | 0.1 | 0.04 |
| VRN | 0.01 | 0.002 |
| COMP NRM | 0.0 | 0.0 |
| VRN | 0.0 | 0.0 |
| DB ATT NRM | 5.0 | 3.0 |
| VRN | 0.05 | 1.0 |
| RATE NRM | 0.2 | 0.2 |
| VRN | 0.02 | 0.02 |
| JET OPT P | 1 | 1 |
| Y | 1 | 1 |
| CNTL ACCEL | 0 | 0 |

22:30

A AUTO
VERN
RT 0.016
DB 0.05

AUTO MNVR TO TOP SUN ATT
TGT ID + 4
BODY VECT + 5
P + 90
Y + 0
OM + 231.7
DAP: B/AUTO/VERN
(22:30) Initiate TRK
When mnvr complete
DAP: A/AUTO/VERN

SUIT DOWNING. (Cue Card)

SEAT/POS CONFIG ①

C2 Attach SUIT Cue Card to locker
Stow Helmet Bag near seat
✓ Vent Hose connected to seat
Config seat

✓ POS stowed

C9 SEAT 02 - OP

22:40

FUEL CELL PURGE - AUTO (Cue Card)

22:50

GAS SYNC
GAS RELAY 04 LATENT TO HOT:
CLR (A--A)
04 (A04L)
O/S (P04H)
E (H04H)
GAS RELAY 04 HOT TO LATENT:
CLR (A--A)
04 (A04H)
O/S (P04L)
E (L04L)
PGU OPS, PGU DATA LOG (CUE CARD)

23:00

MET
DAY001

HIGH PRIORITY MSN

PLT

MCC

NOTES

23:00
A AUTO
VERN
RT 0.016
DB 0.05

C9
SUIT FAN ACT
Suit Fan - ON
SEAT INGRESS

HOUSEKEEPING

23:10

MLR DEACTIVATION
✓ MLR DRB PWR ind - ON
✓ MLR MALFUNCTION ind - GRAY
Switch MLR to - PRE
✓ MLR DRB PWR ind - ON
✓ MLR MALFUNCTION ind - GRAY

SEAT EGRESS

23:20

ORB
33

ASCENDING NODE
ORB: 33
MET: 001:23:25:30
LON: 130.0 W

23:30

SUSIM NULL ALIGN
(PAYLOAD OPS C/L, SUSIM)

23:40

C9
SUIT FAN DEACT
SEAT 02 - CL
SUIT FAN - OFF
SUIT DOFFING (Cue Card)

DUAL G2 CPC OPS
(ORBIT OPS C/L, OPS)

- ECS C/O POWERUP ①
- 014, RGA (four) - ON
 - 015, cb MNA,B,C ADTR (four) - cl
 - 016, ✓cb MNA,B ACCEL 1,2 (two) - cl
 - cb MNA,C DDU AFT (two) - op
 - cb MNB,C DDU R (two) - cl
 - ASA (four) - ON
 - ✓ACCEL 4,3 (two)
 - 07 TACAN (three) MODE - T/R
 - (three) ANT SEL - UPPER
 - CH 1 - 072X
 - CH 2 - 078X
 - CH 3 - 086X
 - (2:00:30) Channels are for Australia
 - 08 RADAR ALTM (two) - ON
 - MLS (three) - ON
 - F6/F8 INST PWR - FLT (F6)
 - ON (F8)
 - TRIM PNL - ON
 - HSI: ✓Off Flag - not visible
 - F6 ADI: ✓Error Needles & Rate
 - Pointers - visible
 - 03 ✓FCS CH (four) - AUTO

23:50

ECS C/O POWERUP ①

002
00:00

MET
DAY 002

00:00
A AUTO
VERN
RT 0.016
DB 0.05

HIGH PRIORITY MSN

CDR

PLT

MCC

NOTES

G2 TO G8 TRANSITION
 SM G2 PCMMU/PL COMM
 LOAD PCMMU FORMAT (Cue Card)
 FORMAT ID 4/162
 GNC 0 GPC MEMORY
 CONFIG - ITEM 1 + 8 EXEC
 MODIFY MC 8 per MC 8 CONFIG TABLE
 If interconnected, terminate OMS/RCS gauging
 GNC 23 RCS
 OMS PRESS ENA: OFF - ITEM 7 EXEC
 GNC OPS 801 PRO
 GNC FCS/DED DIS C/D
 DAP:A/AUTO/VERN
 If interconnected, reinitialize OMS/RCS gauging
 GNC 23 RCS
 OMS PRESS ENA: L(R) OMS - ITEM 5(6) EXEC
 ON-ORBIT FCS CHECKOUT, PART 2
 (DP C/L, NOMINAL DEORBIT PREP)

SUSIM NULL ALIGN
(PAYLOAD OPS C/L, SUSIM)

ON-ORBIT FCS CHECKOUT, PART 2
(DP C/L, NOMINAL DEORBIT PREP)

NOTE
Disregard callout for NORM jets
in Deorbit Prep - stay on VERN

NOTE
Disregard callout for NORM jets
in Deorbit Prep - stay on VERN

00:10

00:20

00:30

00:40

00:50

01:00

ORB
34

G8 TO G2 TRANSITION
 SM G2 PCMMU/PL COMM
 LOAD PCMMU FORMAT (Cue Card)
 FORMAT ID: 3/161
 GNC 0 GPC MEMORY
 CONFIG - ITEM 1 + 2 EXEC
 MODIFY MC 2 per MC 2 CONFIG TABLE

| MC 8 CONFIG TABLE | |
|-------------------|-------|
| CONFIG | 8 |
| GPC | 12000 |
| STR 1 | 1 |
| 2 | 2 |
| 3 | 2 |
| 4 | 1 |
| PL 1/2 | 0 |
| CRT 1 | 1 |
| 2 | 2 |
| 3 | 0 |
| 4 | 2 |
| L 1 | 0 |
| 2 | 0 |
| MM 1 | 1 |
| 2 | 2 |

| MC 2 CONFIG TABLE | |
|-------------------|-------|
| CONFIG | 2 |
| GPC | 12000 |
| STR 1 | 1 |
| 2 | 2 |
| 3 | 2 |
| 4 | 1 |
| PL 1/2 | 0 |
| CRT 1 | 1 |
| 2 | 2 |
| 3 | 0 |
| 4 | 2 |
| L 1 | 0 |
| 2 | 0 |
| MM 1 | 1 |
| 2 | 2 |

ASCENDING NODE
 ORB: 34
 MET: 002:00:54:36
 LON: 152.8 W

HIGH PRIORITY MSN

PLT

MCC

NOTES

MET
DAY 002

01:00
A AUTO
VERN
RT 0.016
DB 0.05

01:10
A MAN
NORM
PULSE
RT 0.2
DB 5.0

01:30

01:40

A AUTO
VERN
RT 0.016
DB 0.05

01:50

02:00

G2 TO G2 TRANSITION (Cont)
If interconnected, reinitialize OMS/RCS gauging

GNC 23 RCS

OMS PRESS ENA: OFF - ITEM 7 EXEC

GNC OPS 201 PRO

GNC UNIV POINTING

DAP: A/AUTO/VERN

If interconnected, reinitialize OMS/RCS gauging

GNC 23 RCS

OMS PRESS ENS: L(R) OMS - ITEM 5(6) EXEC

POST RCS C/D POWERDOWN

- 014, RGA (four) - OFF
- 015, cb MNA,B,C ADTA (four) - OFF
- 016, cb MNA,C DDU AFT (two) - cl
- cb MNB,C DDU R (two) - op
- ASA (four) - OFF
- 07, TACAN (three) MODE - OFF
- (three) ANT SEL - AUTO
- 08, RADAR ALTM (two) - OFF
- MLS (three) - OFF
- F6/F8, INST PHR (two) - OFF
- TRIM PNL - OFF
- SEAT/POS CONEIG ①

DEFI POWER DOWN

R11:H DEFI PCM CONT 1,2,3 SGSC(three) - OFF

SUIT DANNING (Cue Card)

DEFI POWER UP

R11:H DEFI PCM CONT 1,2,3 SGSC(three) - ON

IECM: BYPASS CONT/PLUME SURVEY (Over S-BD)

R11:A IECM - POS 1, wait 30 sec, return to POS 2
Request "GO" from MCC
R1 PL AFT MN B - OFF
Wait 3 min
PL AFT MN B - ON

RCS HOT FIRE TEST
(ORBIT OPS C/L, RCS)

SEAT/POS CONEIG ①

- C2 Attach SUIT Cue Card to locker
- Stow Helmet Bag near seat
- ✓ Vent Hose connected to seat
- Config seat
- ✓ POS stowed
- C9 SEAT 02 - OP

AUTO MNRV TO TOP SUN ATT

TGT ID + 4
BODY VECT + 5
P + _____
Y + _____
ON + 231.7
DAP: B/AUTO/VERN
(01:40) Initiate TRK
When mnr complete
DAP: A/AUTO/VERN

SINGLE G2 CPC OPS
(ORBIT OPS C/L, DPS)

C9 SUIT FAN ACT
Suit Fan - ON
SEAT INGRESS

MET
DAY 002

HIGH PRIORITY MSN

CDR

PLT

MCC

NOTES

02:00
A AUTO
VERN
RT 0.016
DB 0.05

C9
SUIT FAN ACT
Suit Fan - ON
SEAT INGRESS

MEAL PREP (Cue Card)
Prepare DAY 3, MEAL B

| OPS2 DAP CONFIG | A | B |
|-----------------|-------|-------|
| (AT 2/02:00:00) | | |
| XLATION PULSE | 0.1 | 0.02 |
| ROT DSC RT NRM | 0.2 | 0.2 |
| VRN | 0.016 | 0.2 |
| PULSE NRM | 0.1 | 0.04 |
| VRN | 0.01 | 0.002 |
| COMP NRM | 0.0 | 0.0 |
| VRN | 0.0 | 0.0 |
| DB ATT NRM | 5.0 | 3.0 |
| VRN | 0.05 | 1.0 |
| RATE NRM | 0.2 | 0.2 |
| VRN | 0.02 | 0.02 |
| JET OPT | P 1 | 1 |
| | Y 1 | 1 |
| CNTL ACCEL | 0 | 0 |

02:10

SEAT EGRESS

UPLINK
ORBITER S.V.

02:20

ORB
35

SUSIM NULL ALIGN
(PAYLOAD OPS C/L, SUSIM)

02:30

C9
SUIT FAN DEACT
SEAT 02 - CL
SUIT FAN - OFF
SUIT DOFFING (Cue Card)

IECM: BYPASS CONTAMINATION SURVEY (Over S-BD)

R11:A IECM - POS 1, wait 30 sec, return to POS 2
Request "GO" from MCC
R1 PL AFT MN B - OFF
Wait 3 min
PL AFT MN B - ON

02:40

PGU OPS, PGU DATA LOG (CUE CARD)

SUSIM NULL ALIGN
(PAYLOAD OPS C/L, SUSIM)

02:50

MEAL

MEAL

03:00

ASCENDING NODE
ORB: 35
MET: 002:02:23:42
LON: 175.6

MET
DAY 002

A AUTO
VERN
RT 0.016
DB 0.05

03:00

03:10

03:20

03:30

03:40

03:50

04:00

ORB
36

P
V
S
E

SUSIM
ORZ
ORZ

HIGH PRIORITY MSN

CDR

PLT

MEAL

MEAL

M.C.C

NOTES

UPDATE
SUSIM OFFSET
POINTS

SUSIM OFFSET POINTING
(PAYLOAD OPS C/L, SUSIM)
PERFORM OFFSET POINTS 1 - 4

ASCENDING NODE
ORB: 36
MET: 002:03:52:48
LON: 161.6 E

HIGH PRIORITY MSN

NET
DAY 002

CDR

PLT

MCC

NOTES

04:00
A AUTO
VERN
RT 0.016
DB 0.05

PDP ACT
(PAYLOAD OPS C/L, PDP)

SUSIM OFFSET POINTING
(PAYLOAD OPS C/L, SUSIM)
PERFORM OFFSET POINTS 1 - 4

| POINT | |
|-------|-------|
| 1 | — . — |
| 2 | — . — |
| 3 | — . — |
| 4 | — . — |

04:10

VCAP BEAM VISUAL SEARCH - SETUP
(PAYLOAD OPS C/L, VCAP)
Perform steps 1 and 2

04:20

AUTO MNRV TO IECH GAS RELEASE

TCT ID + 2
BODY VECT + 5
P + 0
Y + 270
OM + 90

DAP: B/AUTO/VERN
(04:25) Initiate TRK

04:30
B AUTO
VERN
RT 0.2
DB 1.0

04:40

IECH GAS RELEASE (FSO S331-01)
✓ Attitude mnr complete
Change BAP B: DB ATT VERN - 0.5
ROT DISC RATE VERN - 0.007"/sec

✓ DAP: B/AUTO/VERN
GNC UNIV PTG

BODY VECT + 2
(04:40) Initiate ROT
R11 IECH - POS 1, wait 30 sec, POS 2

VCAP BEAM VISUAL SEARCH
(PAYLOAD OPS C/L, VCAP)
After sunset, perform steps 3 - 6
GAS RELEASE

04:50
B AUTO
VERN
RT 0.007
DB 0.5

05:00

TER (IF RECD)
BLOCK DATA
& WEATHER DATA
ORBITS 38-41

| DPS2 DAP CONFIG | | |
|-----------------|-----------|-------|
| (AT 2/04:40:00) | | |
| | A | B |
| XLATION PULSE | 0.1 | 0.02 |
| ROT DSC RT NRM | 0.2 | 0.2 |
| | VRN 0.016 | 0.007 |
| PULSE | NRM 0.1 | 0.04 |
| | VRN 0.01 | 0.002 |
| COMP | NRM 0.0 | 0.0 |
| | VRN 0.0 | 0.0 |
| DB ATT | NRM 5.0 | 3.0 |
| | VRN 0.05 | 0.5 |
| RATE | NRM 0.2 | 0.2 |
| | VRN 0.02 | 0.02 |
| JET OPT | P 1 | 1 |
| | Y 1 | 1 |
| CNTL ACCEL | 0 | 0 |

HIGH PRIORITY MSN

CDR

PLT

MCC

NOTES

MET
DAY 002

05:00
B AUTO
VERN
RT 0.007
DB 0.5

05:10

05:20

ORB
37
B AUTO
VERN
RT 0.2
DB 1.0

05:30

R AUTO
VERN
RT 0.016
DB 0.05

05:40

05:50

06:00

VCAP BEAM VISUAL SEARCH
(PAYLOAD OPS C/L, VCAP)
After sunset, perform steps 3 - 6
GAS RELEASE

UPDATE
SUSIM OFFSET
POINTS

ASCENDING NODE
ORB: 37
MET: 002:05:21:53
LON: 138.8 E

GHC UNIV PTG

STOP - ITEM 21 (*)
CHANGE DAP B: ROT DISC RATE VERN - 0.2 (ITEM 17)
DB ATT VERN - 1.0 (ITEM 23)

SUSIM OFFSET POINTING
(PAYLOAD OPS C/L, SUSIM)
PERFORM OFFSET POINTS 5 AND 6
POINT
5 ---
6 ---

AUTO MNVR TO TOP SUN ATT

TGT ID
BODY VECT
P
Y
OM
DAP: B/AUTO/VERN
(05:30) Initiate TRK
When MNVR complete
DAP: A/AUTO/VERN

PDP DEACT
(PAYLOAD OPS C/L, PDP)

SUSIM NULL ALIGN
(PAYLOAD OPS C/L, SUSIM)

| DPS2 DAP CONFIG (AT 2/05:40:00) | | |
|------------------------------------|-----------|-------|
| | A | B |
| XLATION PULSE | 0.1 | 0.02 |
| ROT DSC RT | NRM 0.2 | 0.2 |
| | VRN 0.016 | 0.2 |
| PULSE | NRM 0.1 | 0.04 |
| | VRN 0.01 | 0.002 |
| COMP | VRN 0.0 | 0.0 |
| | VRN 0.0 | 0.0 |
| DB ATT | NRM 5.0 | 3.0 |
| | VRN 0.05 | 1.0 |
| RATE | NRM 0.2 | 0.2 |
| | VRN 0.02 | 0.02 |
| JET OPT | P 1 | 1 |
| | Y 1 | 1 |
| CNTL ACCEL | 0 | 0 |

VRCS PLUME
IMPINGE SPC:
DEX RCDR ON
ACIP TEST
ACIP ON
DEX RCDR OFF
ACIP OFF

MET
DAY002
06:00

HIGH PRIORITY MSN

CDR

PLT

MCC

NOTES

WILX

A AUTO
VERN
RT 0.016
DB 0.05

06:10

R11 OEX PHR - ON

06:20

06:30

06:40

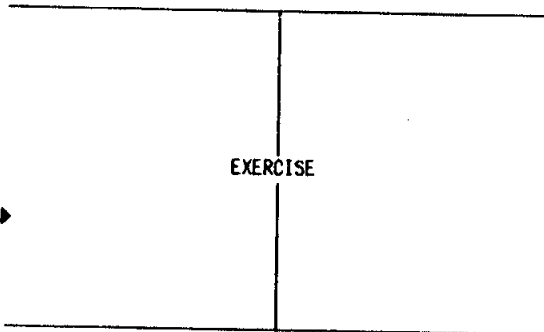
B MAN
VERN
ACCEL

06:50

ORB
38

A AUTO
VERN
RT 0.016
DB 0.033

07:00



VRCS PLUME IMPINGEMENT (FTO 372-03)

DAP ROT: ACCEL/ACCEL/ACCEL

DAP: B/MAN/VERN

FLT CNTLR PHR - ON

NOTE: RHC requires ACIP data via SPC

(06:40) RHC -P, +R, +Y simultaneously for 15 sec

Wait 30 sec

RHC -P, -R, -Y simultaneously for 15 sec

FLT CNTLR PHR - OFF

After 30 sec.

DAP ROT: PULSE/PULSE/PULSE

DAP: B/AUTO/VERN

WHEN MNVR COMPLETE

DAP: A/AUTO/VERN

R11 OEX PHR - OFF

MINIMUM ATTITUDE DEADBAND TEST (0.033)

CHANGE DAP A: $\sqrt{\text{ROT DSC RT VERN}} - 0.016(\text{ITEM 3})$

DB ATT VERN - 0.033(ITEM 9)

$\sqrt{\text{DAP: A/AUTO VERN}}$

| OPS2 DAP CONFIG (AT 2/06:40:00) | A | B |
|---------------------------------|-------|-------|
| XLATION PULSE | 0.1 | 0.02 |
| ROT DSC RT NRH | 0.2 | 0.5 |
| VRN | 0.016 | 0.2 |
| PULSE NRH | 0.1 | 0.04 |
| VRN | 0.01 | 0.002 |
| COMP NRH | 0.0 | 0.0 |
| VRN | 0.0 | 0.0 |
| DB ATT NRH | 5.0 | 3.0 |
| VRN | 0.05 | 1.0 |
| RATE NRH | 0.2 | 0.2 |
| VRN | 0.02 | 0.02 |
| JET OPT | P 1 | 1 |
| | Y 1 | 1 |
| CNTL ACCEL | 0 | 0 |

ASCENDING NODE
ORB: 38
MET: 002:06:50:58
LON: 116.1 E

UPLINK
ORBITER S.V.

MET
DAY 002
07:00

HIGH PRIORITY MSN

CDR

PLT

MCC

NOTES

07:10
A AUTO
VERN
RT 0.016
DB 0.010

ANNUNCIATOR, C/W LAMP TEST
(ORBIT OPS C/L, EPS)

MINIMUM ATTITUDE DEADBAND TEST (0.010)
CHANGE DAP A: √ROT DSC RT VERN - 0.016 (ITEM 3)
DB ATT VERN - 0.010 (ITEM 9)
√DAP: A/AUTO/VERN

L1 HI LOAD DUCT HTR - B
FIRE/SMOKE DETECT/SUPPRESS TEST
(ORBIT OPS C/L, EPS)

07:20

MA9L WHOLE GAS SAMPLE (FTO 361-01)
Fill Air Bottle # 2

07:30
A AUTO
VERN
RT 0.016
DB 0.05

PDP ACT
(PAYLOAD OPS C/L, PDP)

CHANGE DAP A: √ROT DSC RT VERN - 0.016 (ITEM 3)
DB ATT VERN - 0.05 (ITEM 9)

07:40

CABIN STOW
DEPLOY ENTRY CUE CARDS
STOW EES HELMET/GLOVES
WINDOW SHADES
LATCH/CLOSE OUT LOCKERS NOT USED ON FD 4
STOW TRASH
16MM CAMERA SETUP (16MM/DB - LANDING)
(PHOTO/TV C/L, 16MM SCENES)
MF57E&G STOW TV CAMERAS, VIEWFINDER MON. & CABLES
MF43C STOW CAMERA MOUNTS

L1 HI LOAD EVAP - ENR
THEODOLITE SETUP/ACT ①

STOW RADIATORS ②

PLBD HOT CASE PERF (FTO 356-01)

- Reference PLBD OPS, NOTE ①
1. Perform Theodolite OPS for TARGET PAD GROUP A

RT SM OPS 202 PRO
SM PL BAY DOORS
R13L √ PL BAY DR - STOP
CRT4 AC POWER ON - ITEM 1 EXEC (*)

08:00

| OPS2 DAP CONFIG (AT 2/07:30:00) | A | B |
|------------------------------------|-------|-------|
| XLATION PULSE | 0.1 | 0.02 |
| ROT DSC RT NRN | 0.2 | 0.2 |
| VRN | 0.016 | 0.2 |
| PULSE NRN | 0.1 | 0.04 |
| VRN | 0.01 | 0.002 |
| COMP NRN | 0.0 | 0.0 |
| VRN | 0.0 | 0.0 |
| DB ATT NRN | 5.0 | 3.0 |
| VRN | 0.05 | 1.0 |
| RATE NRN | 0.2 | 0.2 |
| VRN | 0.02 | 0.02 |
| JET OPT P | 1 | 1 |
| Y | 1 | 1 |
| CNTL ACCEL | 0 | 0 |

MET
DAY 002

08:00

A AUTO
VERN
RT 0.016
DB 0.05

08:10

08:20

ORB
39

08:30

08:40

08:50

09:00

HIGH PRIORITY MSN

CDR

PLT

MCC

NOTES

EEVT DISASSEMBLY AND STOW
(PAYLOAD OPS C/L, EEVT)

2. PLBD COLD CASE PERF (FTO 356-01) (Cont)
Close Port Door
Close Port Fwd/Aft Latch Groups

Perform Theodolite OPS for TARGET PAD GROUP B

3. Close Stbd door approx 45 sec (4 ft)
Verify 2 motors
Perform Theodolite Ops for TARGET PAD GROUP C

4. Close Stbd door to proximity of closed position

Alternately start & stop PLBD until near closed. Determine c/l latch # that will make contact first. Record this latch # and its expected contact point on NO GO DIAGRAM

Repeat Theodolite OPS for TARGET PAD GROUP C

5. Open Stbd door
Open Port Fwd/Aft latch groups
Open Port door

CRT 4 AC POWER OFF - ITEM 2 EXEC (x)
SM OPS 201 PRO
SM ANTENNA

Perform Theodolite Ops for TARGET PAD GROUP D

RAD LATCH RELEASE/DEPLOY ③

MEAL PREP (Cue Card)
Prepare DAY 3, MEAL C

PGU OPS, PGU DATA LOG (CUE CARD)

| OPS2 DAP CONFIG | A | B |
|-----------------|-------|-------|
| (AT 2/02:08:00) | | |
| XLATION PULSE | 0.1 | 0.02 |
| ROT DSC RT NRM | 0.2 | 0.2 |
| VRN | 0.016 | 0.2 |
| PULSE NRM | 0.1 | 0.04 |
| VRN | 0.01 | 0.002 |
| COMP NRM | 0.0 | 0.0 |
| VRN | 0.0 | 0.0 |
| DB ATT NRM | 5.0 | 3.0 |
| VRN | 0.05 | 1.0 |
| RATE NRM | 0.2 | 0.2 |
| VRN | 0.02 | 0.02 |
| JET OPT | P 1 | 1 |
| | Y 1 | 1 |
| CNTL ACCEL | 0 | 0 |

ASCENDING NODE
ORB: 39
MET: 002:08:20:03
LON: 93.3 E

THEODOLITE SETUP/ACTIVATION ①

A17 Unstow: Theodolite, Bracket, Battery cable
 W9 Install Bracket (2 fasteners) & Theodolite (1 fastener)

Connect cable to Battery, Battery to Theodolite
 Theodolite PWR Switch - ON (Display shows dots)
 ✓FUNCTION - H
 ✓DIRECTION - CW

NOTE

The following step must be performed each time the Theodolite is turned on

With telescope ptg below horizontal, slowly pass telescope upward through horizontal. Display will clear & show numbers

STOW RADIATORS ②

A7U PL BAY FLOOD FWD,AFT (four) - ON (~3 min to full bright)
 FWD BHD - ON (~3 min to full bright)

P R13L ✓RAD LAT CNTL SYS (two) - OFF (tb-REL)
 ✓CNTL SYS (two) - OFF (tb-DPY)

PL BAY MECH PWR SYS (two) - ON
 RAD CNTL SYS (two) - STOW (concurrently)
 ✓(tb-bp -40 sec, STO)
 - OFF

* If tb not bp after 10 sec or if tb not STO in 40 sec *
 * & no motion determined visually: *
 * R13L RAD CNTL SYS (two) - OFF *
 * Go to MALF, MECH, 9.2b or 9.2d (Stbd) or MECH, 9.2f or *
 * 9.2h (Port) *
 * * * * *

SINGLE RAD OPS

(Open MA73C:C&D MCA LOGIC PWR AC cbs for failed RAD)

| | STBD RAD cbs | PORT RAD cbs |
|--------|--------------|--------------|
| STOW: | AC1MID3 | AC1MID1 |
| | AC3MID2 | AC3MID4 |
| LATCH: | AC1MID3 | AC1MID1 |
| | AC2MID2 | AC2MID4 |
| | AC3MID2 | AC3MID4 |

RAD LAT CNTL SYS (two) - LAT (concurrently)
 - (tb-bp -25 sec, LAT)
 - OFF

PL BAY MECH PWR SYS (two) - OFF

PLBD OPS CAUTION NOTE ③

CAUTION

If SM GPC fails during any PLBD test:
 06 MDM PL1,2 (two) - OFF
 GPC MODE 4 - STBY,HALT
 MDM PL1,2 (two) - ON
 Reload SM into GPC 2
 Perform MALF, DPS, SSR-3 and DPS, SSR-4

When closing/opening any PLBD latch group:

- o If no PORT BHD CL after 60 sec
 1. with at least one closed microswitch indication, continue PLBD procedures
 2. otherwise, perform MALF, MECH, 9.1j
- o If PORT BHD latch closes on single mtr, continue PLBD procedures
- o If no PORT BHD OP after 60 sec
 1. with at least one open microswitch indication, continue PLBD procedures
 2. with no open microswitch indication, perform MALF, MECH, 9.1b|2
- o Always note any single mtr latch operations
- o If no latch or door motion within ~ 10 sec after cmd, (no motion determined visually),
 PL BAY DR - STOP, perform MALF, MECH, 9.1a
- o If one mtr fails in each PORT BHD latch gang, prepare to Deorbit.
 If a Deorbit Opp not available, reopen PLBDs

When opening/closing PLBD:

- o If door motion stops and no OP/RDY status,
 PL BAY DR - STOP, perform MALF, MECH, 9.1j for opening or 9.1k for closing
- o If door closes on single mtr (~ 120 sec), do not reopen PLBD, prepare to Deorbit. If a Deorbit Opp not available, reopen PLBD
- o For failed open latches, do not attempt to close unless an Entry capability is available

RAD LATCH RELEASE/DEPLOY (4)

P RAD LATCH RELEASE

R13L ✓RAD LAT CNTL SYS (two) - OFF (tb-LAT)
 ✓RAD CNTL SYS (two) - OFF (tb-STO)

Zero Timer

R13L PL BAY MECH PWR SYS (two) - ON
 RAD LAT CNTL SYS (two) - REL (concurrently), start Timer
 ✓(tb-bp ~25 sec, REL)
 - OFF

RAD DEPLOY

R13L RAD CNTL SYS (two) - DPY (concurrently)
 ✓(tb-bp ~40 sec, DPY)
 - OFF

Verify Stbd & Port RAD Panels are deployed & stabilized

R13L PL BAY MECH PWR SYS (two) - OFF

- * If either RAD deploys in > 40 sec, or tb not bp *
- * after 10 sec, stow and latch RADs *
- * Redeploy only good RAD (Stbd. or Port) *
- * (Open MA73C:C&D MCA LOGIC PWR AC cbs for failed RAD) *

| | STBD RAD cbs | PORT RAD cbs |
|--------|--------------|--------------|
| DPY: | AC1MID3 | AC1MID1 |
| | AC3MID2 | AC3MID4 |
| LATCH: | AC1MID3 | AC1MID1 |
| | AC2MID2 | AC2MID4 |
| | AC3MID2 | AC3MID4 |

A7U PL BAY FLOOD (all) - OFF

L1 HI LOAD EVAP - OFF

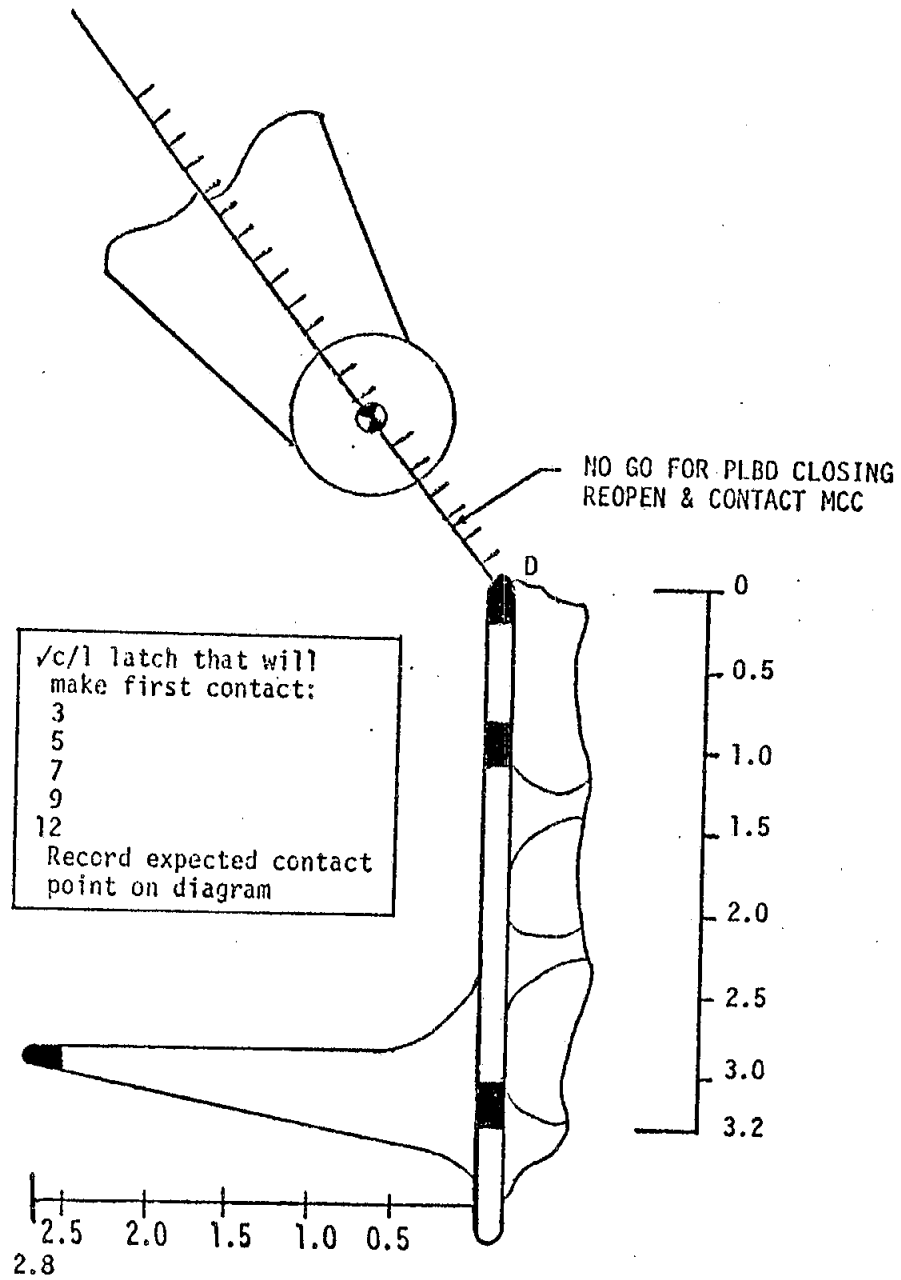
A17 Stow Theodolite, Bracket, Battery, Battery Cable

| FUNCTION | PLBD CONTROL | | | | | | PLBD DISPLAY PL MDM | | | | | | | |
|----------|-----------------------------|------|-----|--------|------|-----|---------------------|---|---|-----------|---|---|---|---|
| | Ref: MA73C:C&D for MCA (cb) | | | | | | | | | | | | | |
| | MTR 1 | | | MTR 2 | | | C C O O | | | C R R R O | | | | |
| | AC/MCA | CNTL | MDM | AC/MCA | CNTL | MDM | A | B | A | B | A | B | C | |
| LATCH | | | | | | | | | | | | | | |
| 5-8 | 1/MID3 | AB3 | PL1 | 3/MID2 | CA3 | PL2 | 1 | 2 | 1 | 2 | | | | |
| 9-12 | 1/MID1 | AB3 | PL1 | 3/MID4 | CA3 | PL2 | 1 | 2 | 1 | 2 | | | | |
| 1-4 | 1/MID3 | AB3 | PL1 | 3/MID2 | CA3 | PL2 | 1 | 2 | 1 | 2 | | | | |
| 13-16 | 3/MID4 | CA3 | PL2 | 2/MID2 | BC3 | PL1 | 2 | 1 | 2 | 1 | | | | |
| R FWD | 1/MID1 | AB3 | PL1 | 2/MID4 | BC3 | PL2 | 1 | 2 | 1 | 2 | | | | |
| R AFT | 3/MID4 | CA3 | PL2 | 2/MID2 | BC3 | PL1 | 2 | 1 | 2 | 1 | | | | |
| R DOOR | 1/MID1 | AB3 | PL1 | 2/MID4 | BC3 | PL2 | | | | | 1 | 1 | 2 | 2 |
| | | | | | | | | | | | 2 | 1 | 2 | 2 |
| L FWD | 1/MID1 | AB3 | PL1 | 2/MID4 | BC3 | PL2 | 1 | 2 | 1 | 2 | | | | |
| L AFT | 1/MID3 | AB3 | PL1 | 3/MID2 | CA3 | PL2 | 1 | 2 | 1 | 2 | | | | |
| L DOOR | 3/MID4 | CA3 | PL2 | 2/MID2 | BC3 | PL1 | | | | | 2 | 1 | 1 | 2 |
| | | | | | | | | | | | 1 | 1 | 1 | 2 |

| THEODOLITE TARGET PAD | | |
|--|------------|------------|
| TARGET (A) | HORIZ | VERT |
| HANDRAIL STBD (1) (zero) | ----- . | ----- . |
| PORT (2) | ----- . | ----- . |
| TARGET (B) | HORIZ | VERT |
| HANDRAIL STBD (1) C/L, PORT 14P | ----- . | ----- . |
| 12P | ----- . | ----- . |
| 10P | ----- . | ----- . |
| 7P | ----- . | ----- . |
| 5P | ----- . | ----- . |
| 3P | ----- . | ----- . |
| TARGET (C) | HORIZ | VERT |
| HANDRAIL STBD (1) C/L, STBD 14S | ----- . | ----- . |
| 12S | ----- . | ----- . |
| 10S | ----- . | ----- . |
| 7S | ----- . | ----- . |
| 5S | ----- . | ----- . |
| 3S | ----- . | ----- . |

| TARGET (C) | HORIZ | VERT |
|--|------------|------------|
| HANDRAIL STBD (1) C/L, STBD 14S | ----- . | ----- . |
| 12S | ----- . | ----- . |
| 10S | ----- . | ----- . |
| 7S | ----- . | ----- . |
| 5S | ----- . | ----- . |
| 3S | ----- . | ----- . |
| TARGET (D) | HORIZ | VERT |
| LONGERON, PORT 2 | ----- . | ----- . |
| 3 | ----- . | ----- . |
| LONGERON, STBD 4 | ----- . | ----- . |
| 5 | ----- . | ----- . |
| 6 | ----- . | ----- . |

NO GO DIAGRAM
C/L LATCH EXTENDED GUIDE ROLLER TRAJECTORY



This Page Intentionally Blank

5-45B

STS-3/FIN

MET
DAY 002
09:00

A AUTO
VERN
RT 0.016
DB 0.05

09:10

09:20

09:30

09:40

09:50

10:00

HIGH PRIORITY MSN

CDR

PLT

MCC

NOTES

MEAL

MEAL

ORB
40

ASCENDING NODE
ORB: 40
MET: 002:09:49:08
LON: 70.5 E

MET
DAY 002
10:00

A AUTO
VERN
RT 0.016
DB 0.05

10:10

B AUTO
VERN
RT 0.2
DB 1.0

10:20

B AUTO
VERN
RT 0.2
DB 1.0

10:30

10:40

A AUTO
VERN
RT 0.016
DB 0.05

10:50

11:00

HIGH PRIORITY MSN

CDR

PLT

MCC

NOTES

L1 HI LOAD DUCT HTR - OFF

CONNECT RETURN (OPS 2,3)
(ORBIT PKT C/L, RCS)

PDP DEACT
(PAYLOAD OPS C/L, PDP)

HCS CLEANING

HCS FILTER INSPECTION/REPLACEMENT
(Cue Card)

STAR TRACKER THERMAL RESPONSE - TERMINATE

06
(FTD 312-04)
STAR TRACKER PMR -Z - ON
 -Y - ON
GNC, I/O RESET EXEC
AUTO MNVR TO IMU ALIGN ATT
MNVR OPTION: R + 50.5
 P + 326.1
 Y + 357.9
DAP: B/AUTO/VERN
(10:15) Initiate MNVR

EXERCISE

UPLINK
ORBITER S.V.
UPDATE
H2O SPLY DUMP
QTY TK A & B

STAR PAIR:
AOS 2/10:14
LOS 2/10:41

IMU ALIGNMENT - S TRK
(ORBIT OPS C/L, GNC)
STAR ID: -Y: 57, ACAMAR
 -Z: 40, MIRFAK
ANG DIF: 90.3

AUTO MNVR TO TOP SUN ATT

TGT ID + 4
BODY VECT + 5
P +
Y +
OM + 235
DAP: B/AUTO/VERN
(10:46) Initiate TRK
When MNVR complete
DAP: A/AUTO/VERN

HOUSEKEEPING

| IMU ALIGN PAD | | |
|---------------------|-----|---------|
| REQD ID: -Y | -Z | ANG ERR |
| ANG | 1 | 2 |
| A X | () | () |
| A Y | () | () |
| A Z | () | () |
| EXECUTION TIME: / / | | |

PRIVATE MEDICAL COMMUNICATION
(If Required)

PRIVATE MEDICAL COMMUNICATION
(If Required)

SUPPLY WATER DUMP
(ORBIT OPS C/L, ECLS)
Dump TKS A & B
Dump to:
QTY A = QTY B =

FUEL CELL PURGE - AUTO (Cue Card)

| DPS2 DAP CONFIG | A | B |
|-----------------|-----------|-------|
| (AT 2/10:35:00) | | |
| XLATION PULSE | 0.1 | 0.02 |
| ROT DSC RT NRM | 0.2 | 0.2 |
| | VRN 0.016 | 0.2 |
| PULSE NRM | 0.1 | 0.04 |
| | VRN 0.01 | 0.002 |
| COMP NRM | 0.0 | 0.0 |
| | VRN 0.0 | 0.0 |
| DB ATT NRM | 5.0 | 3.0 |
| | VRN 0.05 | 1.0 |
| RATE NRM | 0.2 | 0.2 |
| | VRN 0.02 | 0.02 |
| JET OPT | P | |
| | Y | |
| CNTL ACCEL | 0 | 0 |

MET
DAY 002

11:00
A AUTO
VERN
RT 0.016
DB 0.05

11:10

ORB
41

11:20

11:30

11:40

11:50

A AUTO
VERN
RT 0.4
DB 1.0

12:00

HIGH PRIORITY MSN

CDR

PLT

MCC

NOTES

HOUSEKEEPING

CO2 ABSORBER REPLACEMENT
(5 into A)

CRYO TANK THERMAL TEST - TERMINATE

(FTO 343-02 Warm Case)
O2 TK1 HTRS A,B (two) - AUTO
H2 TK1 HTRS A,B (two) - AUTO

PRE SLEEP ACTIVITY

Config: LIGHTING

BACKUP TONES:

M042F MIDDECK SPKR AUD PHR - AUD
√SPKR PHR - SPKR/MIC
VOL - as reqd
√TONES - ACCU/BYP

Set off an alert tone
Adjust audio volume as reqd

M042F AUDIO PHR - AUD/TONE

A13 Set off an alert tone

Adjust audio volume as reqd

TPR AUDIO:

R10 √MS AUD PHR - AUD
√A/G 1 - OFF
√A/G 2 - T/R
√A/A - OFF
√ICOM (two) - OFF
All other AUD PMLS A/G 2 - OFF

ALERT TONE DURATION
CRT TIMER for WAKE UP

√CRT 4 MAJ FUNC - SM

CRTs (one STBY, three OFF)

WINDOW SHADES/FILTERS

C3 √DFI RCDRS PCM - LO SAMP

A8L PORT RMS HTR - AUTO

M044F Pin CABIN TEMP CNTLR in
FULL HEAT position

SM CHECKPOINT (Cue Card)

CHANGE DAP A: ROT DISC RATE VERN - 0.4 (ITEM 3)
DB ATT NORM - 10.0 (ITEM 8)
VERN - 1.0 (ITEM 9)
CHANGE DAP B: ROT DISC RATE NORM - 0.5 (ITEM 16)
DB ATT NORM - 10.0 (ITEM 22)

INITIATE PTC ROT
When MNVR complete
BODY VECT +1

DAP: A/AUTO/VERN
Initiate ROT

MEDICAL DATA REPORT (MICROCASSETTE)
RECORDER Cue Card

| OPS2 DAP CONFIG | A | B |
|-----------------|-------|-------|
| (AT 2/11:00:00) | | |
| XLATION PULSE | 0.1 | 0.02 |
| ROT DSC RT NRM | 0.2 | 0.2 |
| VERN | 0.016 | 0.2 |
| PULSE NRM | 0.1 | 0.04 |
| VERN | 0.01 | 0.002 |
| COMP NRM | 0.0 | 0.0 |
| VERN | 0.0 | 0.0 |
| DB ATT NRM | 5.0 | 3.0 |
| VERN | 0.05 | 1.0 |
| RATE NRM | 0.2 | 0.2 |
| VERN | 0.02 | 0.02 |
| JET OPT | P 1 | 1 |
| | Y 1 | 1 |
| CNTL ACCEL | 0 | 0 |

UPLINK (IF
REQD)
BLOCK DATA
& WEATHER DATA
ORBITS 42-47

ASCENDING NODE
ORB: 41
MET: 002:11:18:13
LON: 47.8 E

| OPS2 DAP CONFIG | A | B |
|-----------------|------|-------|
| (AT 2/11:55:00) | | |
| XLATION PULSE | 0.1 | 0.02 |
| ROT DSC RT NRM | 0.2 | 0.5 |
| VERN | 0.4 | 0.2 |
| PULSE NRM | 0.1 | 0.04 |
| VERN | 0.01 | 0.002 |
| COMP NRM | 0.0 | 0.0 |
| VERN | 0.0 | 0.0 |
| DB ATT NRM | 10.0 | 10.0 |
| VERN | 1.0 | 1.0 |
| RATE NRM | 0.2 | 0.2 |
| VERN | 0.02 | 0.02 |
| JET OPT | P 1 | 1 |
| | Y 1 | 1 |
| CNTL ACCEL | 0 | 0 |

STS-3 DETAILED

MET
DAY 002
12:00

CDR

PLT

MCC

NOTES

A AUTO
VERN
RT 0.4
DB 1.0

ORB
42

13:00

14:00

ORB
43

15:00

ORB
44

16:00

17:00

SLEEP

SLEEP

UPLINK
ORBITER S.V.

ASCENDING NODE
ORB: 42
MET: 002:12:47:17
LON: 25.0 E

ASCENDING NODE
ORB: 43
MET: 002:14:16:21
LON: 2.3 E

ASCENDING NODE
ORB: 44
MET: 002:15:45:25
LON: 20.4 W

MET
DAY 002
17:00

A AUTO
VERN
RT 0.4
DB 1.0

17:10

ORB
45

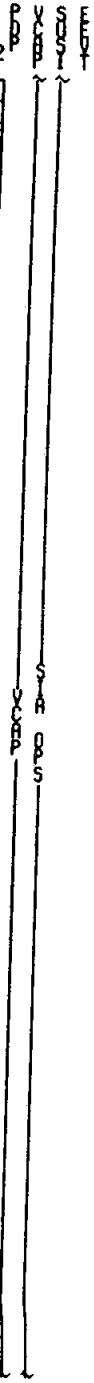
17:20

17:30

17:40

17:50

18:00



HIGH PRIORITY MSN

CDR

SLEEP

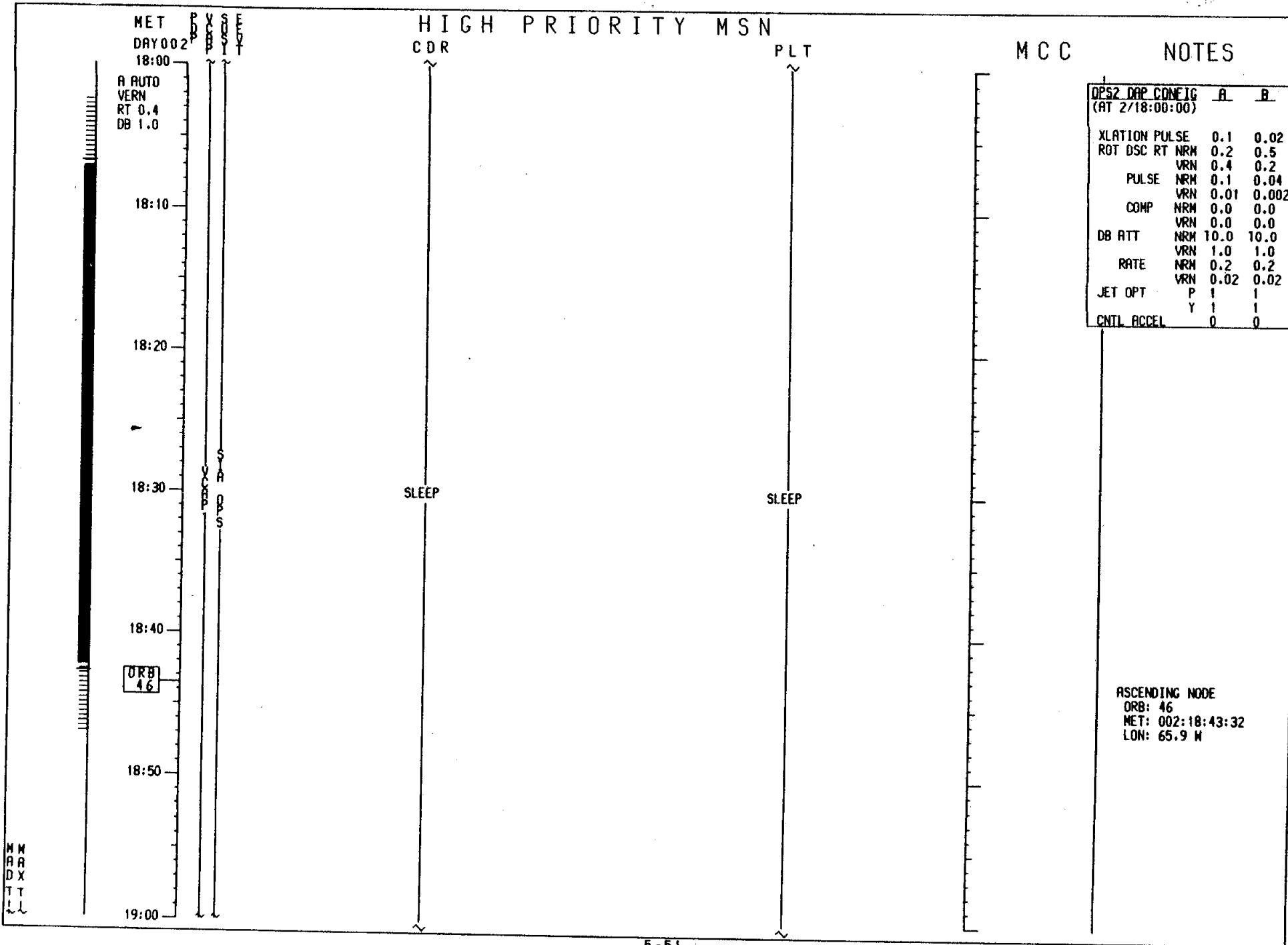
PLT

SLEEP

MCC

NOTES

ASCENDING NODE
 ORB: 45
 MET: 002:17:14:29
 LON: 43.2 W



MET DAY 002
20:00

A AUTO
VERN
RT 0.4
DB 1.0

20:10

ORB
47

20:20

20:30

20:40

20:50

21:00

HIGH PRIORITY MSN

CDR

PLT

MCC

NOTES

POST SLEEP ACTIVITY

Config: LIGHTING
COMM
06 UHF MODE - SPLX
ALERT TONE DURATION
CRTs
TPR AUDIO; On all AUD PNLS
(Except MS) A/G 2 - RCV
A8L PORT RMS HTR - OFF
MD44F Pin CAB TEMP CNTLR as reqd
for comfort

MEAL PREP DAY 4 MEAL A (Cue Card)
SM CHECKPOINT (Cue Card)

POST SLEEP ACTIVITY

Config: LIGHTING
COMM
06 UHF MODE - SPLX
ALERT TONE DURATION
CRTs
TPR AUDIO; On all AUD PNLS
(Except MS) A/G 2 - RCV
A8L PORT RMS HTR - OFF
MD44F Pin CAB TEMP CNTLR as reqd
for comfort

MEAL PREP DAY 4 MEAL A (Cue Card)
SM CHECKPOINT (Cue Card)

ASCENDING NODE
ORB: 47
MET: 002:20:12:36
LON: 88.7 W

| DPS2 DAP CONFIG | A | B |
|-----------------|------|-------|
| (AT 2/20:00:00) | | |
| XLATION PULSE | 0.1 | 0.02 |
| ROT DSC RT NRM | 0.2 | 0.5 |
| VRN | 0.4 | 0.2 |
| PULSE NRM | 0.1 | 0.04 |
| VRN | 0.01 | 0.002 |
| COMP NRM | 0.0 | 0.0 |
| VRN | 0.0 | 0.0 |
| DB ATT NRM | 10.0 | 10.0 |
| VRN | 1.0 | 1.0 |
| RATE NRM | 0.2 | 0.2 |
| VRN | 0.02 | 0.02 |
| JET OPT P | 1 | 1 |
| Y | 1 | 1 |
| CNTL ACCEL | 0 | 0 |

UPLINK
ORBITER S.V.

TPR (IF REQD)
BLOCK DATA
8 WEATHER DATA
ORBITS 48 - 53

TELEPRINTER MESSAGE
REVIEW

TELEPRINTER MESSAGE
REVIEW

STAR PAIR:
AOS 2/20:48
LOS 2/21:24

MET
DAY002

21:00
A AUTO
VERN
RT 0.2
DB 1.0

21:10
B AUTO
VERN
RT 0.2
DB 1.0

21:20

21:30
A AUTO
VERN
RT 0.4
DB 1.0

21:40

ORB
48

21:50

22:00

HIGH PRIORITY MSN

GDR

PLT

MCC

NOTES

TELEPRINTER MESSAGE
REVIEW

TELEPRINTER MESSAGE
REVIEW

AUTO MNVR TO IMU ALIGN ATT

MNVR OPTION: R +305.2
P +291.1
Y +355.5

DAP: B/AUTO/VERN
(21:07) Initiate MNVR

IMU ALIGNMENT - S TRK

(ORBIT OPS C/L, GNC)
STAR ID: -Y: 53, MENKENT
-Z: 16, ACHERNAR

ANG DIF: 86.2

STAR TRACKER SELF-TEST

(ORBIT OPS C/L, GNC)

AUTO MNVR TO PTC

MNVR OPTION R+ 296.5
P+ 278.3
Y+ 293.8

DAP: B/AUTO/VERN
(21:25) Initiate MNVR

INITIATE PTC ROT

When MNVR complete
BODY VECT +1
DAP: A/AUTO/VERN
Initiate ROT

HYD THERMAL CONDITIONING TERMINATE
(ORBIT OPS C/L, APU/HYD)

STAR PAIR:
AOS 2/21:05
LOS 2/21:36

IMU ALIGN PAD

REQD ID: -Y ___ -Z ___ ANG ERR ___

ANG 1 2 3

Δ X
() () ()

Δ Y
() () ()

Δ Z
() () ()

EXECUTION TIME: ___ / ___ : ___ :

| OPS2 DAP CONFIG | A | B |
|-----------------|------|-------|
| (AT 2/21:17:00) | | |
| XLATION PULSE | 0.1 | 0.02 |
| ROT DSC RT NRM | 0.2 | 0.2 |
| VRN | 0.4 | 0.2 |
| PULSE | 0.1 | 0.04 |
| VRN | 0.01 | 0.002 |
| COMP | 0.0 | 0.0 |
| VRN | 0.0 | 0.0 |
| DB ATT | 10.0 | 10.0 |
| VRN | 1.0 | 1.0 |
| RATE | 0.2 | 0.2 |
| VRN | 0.02 | 0.02 |
| JET OPT | P 1 | 1 |
| | Y 1 | 1 |
| CNTL ACCEL | 0 | 0 |

ASCENDING NODE
ORB: 48
MET: 002:21:41:39
LON: 111.4 W

MEAL

MEAL

MET
DAY 002
22:00

A AUTO
VERN
RT 0.4
DB 1.0

HIGH PRIORITY MSN

CDR

PLT

MCC

NOTES

| OPS2 DAP CONFIG (AT 2/22:00:00) | A | B |
|------------------------------------|------|-------|
| XLATION PULSE | 0.1 | 0.02 |
| ROT DSC RT | 0.2 | 0.5 |
| VRN | 0.4 | 0.2 |
| PULSE | 0.1 | 0.04 |
| VRN | 0.01 | 0.002 |
| COMP | 0.0 | 0.0 |
| VRN | 0.0 | 0.0 |
| DB ATT | 10.0 | 10.0 |
| VRN | 1.0 | 1.0 |
| RATE | 0.2 | 0.2 |
| VRN | 0.02 | 0.02 |
| JET OPT | P 1 | 1 |
| Y | 1 | 1 |
| CNTL ACCEL | 0 | 0 |

22:10

22:20

22:30

22:40

22:50

23:00

MEAL

MEAL

SUPPLY WATER DUMP
(ORBIT OPS C/L, ECLS)
Dump TKS A & B
Dump to:
QTY A = _____ QTY B = _____
EC PURGE - AUTO (Cue Card)

GAS SYNC/STOW ENCODER
GAS RELAY 04 LATENT TO HOT:
CLR (A--A)
04 (A04L)
0/S (P04H)
E (H04H)
GAS RELAY 04 HOT TO LATENT:
CLR (A--A)
04 (A04H)
0/S (P04L)
E (L04L)
Disconnect cable from encoder and SSP
A16 Stow encoder & cable

UPDATE
H2O SPLY DUMP
QTY TK A & B

Go to DP C/L, NOMINAL DEORBIT PREP

T-M-D-R-X

100

T-M-D-R-X

1000

This Page Intentionally Blank

ABORT TO ORBIT

The Abort to Orbit (ATO) timeline consists of a summary timeline of FD1 and 4 detailed pages 04:00 - 08:00 MET. At 08:00 MET, the crew returns to the nominal FD1 detailed pages.

ASSUMPTIONS:

- o ATO achieved a 105 x 105 nmi orbit requiring OMS-3 and 4 burns to raise the orbit
- o Flight Day 1 activities will be maintained as close to nominal as possible
- o Flight Days 2-8 will be unchanged

FLIGHT DAY 1 CHANGES:

1. Move meal forward 15 minutes to 04:30 MET
2. Terminate PTC 01:15 hours early and move IMU MNVR and ALIGN to 05:30 MET
3. Schedule OMS-3 at ~ 06:15 MET over a stateside pass
4. OMS-4 at ~ 07:00 MET
5. Slip start of gravity gradient 15 minutes to 07:15 MET
6. Delete: Whole Gas Sample (FTO 361-01)
Solid Sorbent Sample (FTO 361-02)
Window Observation (FTO 331-01)
COAS CAL (COAS CALs remain on FD3 and FD7)

| GMT (D:H:M) | MET (D:H:M) | CST (D:H:M) | FD/DOY | BETA | MOON | HOUSTON DATE | FLIGHT | EDITION | PUB. DATE | | | | |
|--------------------------------|--|-----------------------|------------------|------------|------------|----------------|-----------|---------|-----------|-----------------|----|------|----|
| 081:14:00 / 082:02:00 | 000:01:00 / 000:11:00 | 081:08:00 / 081:20:00 | 01 / 081 GMT | -36.6 | ● | MARCH 22, 1982 | STS-3 ATO | FINAL | 02-15-82 | | | | |
| ABORT TO ORBIT | | | | | | | | | | | | | |
| CST: 081 FD: 01 MET: 000 | 8 | 9 | 10 | 11 | 12 | 13 | 14 | 15 | 16 | 17 | 18 | 19 | 20 |
| CDR | LAUNCH | OMS 1 (00:11:32) | OMS 2 (00:42:16) | PLBD TESTS | PLBD TESTS | SUIT DOFF | MEAL | OMS 3 | OMS 4 | MNVR TEST CC | HK | MEAL | |
| PLT | | OMS 1 (00:11:32) | OMS 2 (00:42:16) | PLBD TESTS | PLBD TESTS | SUIT DOFF | MEAL | OMS 3 | OMS 4 | MPS INERT VERIF | HK | MEAL | |
| DAY/NIGHT | | | | | | | | | | | | | |
| ORBIT | | | | | | | | | | | | | |
| EARTH TRACE N/SAR | | | | | | | | | | | | | |
| GSTDN COVERAGE | -LOS -YAR -DORR -WLY -BDA -DKR -COX -BDA -DKR -YAR -HAM -BDA -DKR -BUC -BOT -CWM -BOT -HAM -BUC -CDX -CDX -WLY -ORR -HAM -BDA -DKR -BUC -BOT -YAR -CWM -BDA -ACN -WLY -HAM -ACN -BOT -LOS | | | | | | | | | | | | |
| TV OR VTR | | | | | | | | | | | | | |
| DEDRB EDH | | | | | | | | | | | | | |
| OPT KSC | 02:18 03:51 05:25 06:59 | | | | | | | | | | | | |
| ATTITUDE | | | | | | | | | | | | | |
| MANEUVERS | 01:03 ZLV 02:35 PTC OMS 3,4 05:30 05:55 06:40 07:10 CC | | | | | | | | | | | | |
| XRAY POL | SIA 10:00 10:30 | | | | | | | | | | | | |
| RMS OPS | XRAY POLAR | | | | | | | | | | | | |
| IECH | | | | | | | | | | | | | |
| PDP | | | | | | | | | | | | | |
| VCAP | | | | | | | | | | | | | |
| SUSIN/SIA | | | | | | | | | | | | | |
| PLANT GRO | | | | | | | | | | | | | |
| EEVT | <ul style="list-style-type: none"> • SEAT EGRESS • RMS TO TEMP MODE • INSTALLATION • PCU DATA • FSO 339-01 GET AWAY SPECIAL • POP ENT • CONFIG RJD • ST TEST • PCS CONFIG • S TRK ON • FSO 333-02 ACIP • FC HTR • FC PURGE TEST • APU RECONFIG • FTO 312-04 ST THERM RESPONSE • (FREE DRIFT RECD) • FC PURGE TEST • FTO 341-02 INERT VERIF • FSO 333-01 DPLY RAD DUS • SEAT EGRESS • RAD ACT • CONFIG PLBDS • FSO 334-01 DPLY RAD DUS • PCU DATA • AUTO | | | | | | | | | | | | |

STS-3 ABORT TO ORBIT

CDR

PLT

MCC

NOTES

MET DAY000
04:00

A AUTO
VERN
RT 0.4
DB 1.0

CO2 ABSORBER INSTALLATION
(1 into A, 2 into B)

NOTE
This is the initial
installation of
CO2 ABSORBERS

OSS-1 ACT
(PAYLOAD OPS C/L, ACT/DEACT)

PDP PAGE WILL BE
SELECTED BY MCC OVER
NEXT 2 HRS

04:10

MEAL PREP. (Cue Card)
Prepare DAY 1, MEAL B

PCS 1(2) ON-ORBIT ACT/RECONFIG
(ORBIT OPS C/L, ECLS)
Reconfig for SYS 1

ASCENDING NODE
ORB: 4
MET: 000:04:20:04
LON: 170.4 E

04:20

ORB
4

ON MCC CUE:
R2 APU FUEL PUMP/VLV COOL B - OFF
CNTLR PWR (three) - OFF

| DPS2 DAP CONFIG (AT 0/04:00:00) | | |
|------------------------------------|----------|-------|
| | A | B |
| XLATION PULSE | 0.1 | 0.02 |
| ROT DSC RT | NRM 0.2 | 0.5 |
| | VRN 0.4 | 0.2 |
| PULSE | NRM 0.1 | 0.04 |
| | VRN 0.01 | 0.002 |
| COMP | NRM 0.0 | 0.0 |
| | VRN 0.0 | 0.0 |
| DB ATT | NRM 10.0 | 10.0 |
| | VRN 1.0 | 1.0 |
| RATE | NRM 0.2 | 0.2 |
| | VRN 0.02 | 0.02 |
| JET OPT | P 1 | 1 |
| | Y 1 | 1 |
| CNTL ACCEL | 0 | 0 |

04:30

R2

UPLINK
ORBITER SV

04:40

MEAL

MEAL

TPR (IF
REDD)
BLOCK DATA
ORBITS 5-8
WEATHER DATA
ORBITS 5-8

04:50

05:00

STS-3 ABORT TO ORBIT

MET DAY000
05:00

A AUTO
VERN
RT 0.4
DB 1.0

05:10

05:20

05:30

05:40

05:50

06:00

CDR

PLT

MEAL

MEAL

06 STAR TRACKER PWR -Z - ON
GNC, I/O RESET EXEC

PGU OPS, PGU DATA LOG (CUE CARD)

AUTO MNVR TO IMU ALIGN ATT

MNVR OPTION R +227.0
P + 35.6
Y + 43.9

DAP: A/AUTO/VERN
(05:30) Initiate MNVR

IMU ALIGNMENT - S TRK

(ORBIT OPS C/L, GNC)
STAR ID: -Y: 14, VEGA
-Z: 26, FOHALHAUT
ANG DIF: 91.4

STAR TRACKERS TO TRACK MODE

(X: GNC 22 STRK/COAS CNTL)
STAR TRK -Y, -Z ITEM 3,4 EXEC
ON-ORBIT QMS BURN - QMS 3
(ORBIT OPS C/L, QMS)

ON-ORBIT QMS BURN - QMS 3
(ORBIT OPS C/L, QMS)

MCC

NOTES

STAR PAIR:
AOS 0/05:31
LOS 0/06:16

| IMU ALIGN PAD | | | |
|---------------------------|-----|---------|-----|
| REQD ID: -Y | -Z | ANG ERR | |
| ANG 1 | 2 | 3 | |
| Δ X | () | () | () |
| Δ Y | () | () | () |
| Δ Z | () | () | () |
| EXECUTION TIME: / / : : : | | | |

ASCENDING NODE
ORB: 5
MET: 000:05:49:16
LON: 147.6 E

STS-3 ABORT TO ORBIT

CDR

PLT

MCC

NOTES

MET
DAY 000
06:00

ON-ORBIT OMS BURN - OMS 3
(ORBIT OPS C/L, OMS)

ON-ORBIT OMS BURN - OMS 3
(ORBIT OPS C/L, OMS)

06:10

06:20

06:30

06:40


06:50

07:00

ON-ORBIT OMS BURN - OMS 4
(ORBIT OPS C/L, OMS)

C3 JDFI RCDRS PCM - LO SAMP
NB MSN - STBY (tb-bp)

ON-ORBIT OMS BURN - OMS 4
(ORBIT OPS C/L, OMS)



MET
DAY 000
07:00

STS-3 ABORT TO ORBIT

CDR PLT

MCC NOTES

ON-ORBIT OMS BURN - OMS 4
(ORBIT OPS C/L, OMS)

ON-ORBIT OMS BURN - OMS 4
(ORBIT OPS C/L, OMS)

| OPS2 DAP CONFIG | A | B |
|------------------|------|-------|
| (AT 07:07:10:00) | | |
| XLATION PULSE | 0.1 | 0.02 |
| ROT DSC RT NRM | 0.2 | 0.5 |
| VRN | 0.4 | 0.2 |
| PULSE NRM | 0.1 | 0.04 |
| VRN | 0.01 | 0.002 |
| COMP NRM | 0.0 | 0.0 |
| VRN | 0.0 | 0.0 |
| DB ATT NRM | 10.0 | 10.0 |
| VRN | 1.0 | 1.0 |
| RATE NRM | 0.2 | 0.2 |
| VRN | 0.02 | 0.02 |
| JET OPT | P 1 | 1 |
| | Y 1 | 1 |
| CNTL ACCEL | 0 | 0 |

07:10
B MAN
VERN
PULSE

GRAVITY GRADIENT FREE DRIFT, OPS 2
(ORBIT OPS C/L, RCS)
Perform Step 1:
(AUTO MNVR TO ATTITUDE)
Perform Step 2:
(ESTABLISH FREE DRIFT)
VERN Jets; ATT ID: A

UNSTOW ENCODER/GAS ACTIVATION
Remove encoder from A 16.
Plug 3 pin connector in SSP/J14.
Route cable & mount encoder AFD.
GAS RELAY LATENT TO HOT:
CLR (A--A)
00 (A00L)
0/S (P00H)
E (H00H)
GAS RELAY 01 LATENT TO HOT:
CLR (A--A)
01 (A01L)
0/S (P01H)
E (H01H)

ASCENDING NODE
ORB: 6
MET: 000:07:18:28
LON: 124.8 E

ORB
6
07:20

SINGLE G2 GPC OPS
(ORBIT OPS C/L, OPS)

07:30

07:40

R11 DEX PWR - ON
DFI WB MSN PWR - ON

ACIP ON-ORBIT TEST (FSO 331-03)
ON MCC CUE CONFIGURE FOR ACIP

C3 DFI RCORS WB MSN - CONT RCD
(tb-gray)

ON MCC CUE:
C3 DFI RCORS WB MSN - STBY (tb-bp)

R11 DEX PWR - OFF
R11:E DFI WB MSN PWR - OFF

HOUSEKEEPING

UPLINK
ORBITER S.V.
WEATHER DATA
ORBITS 9-16

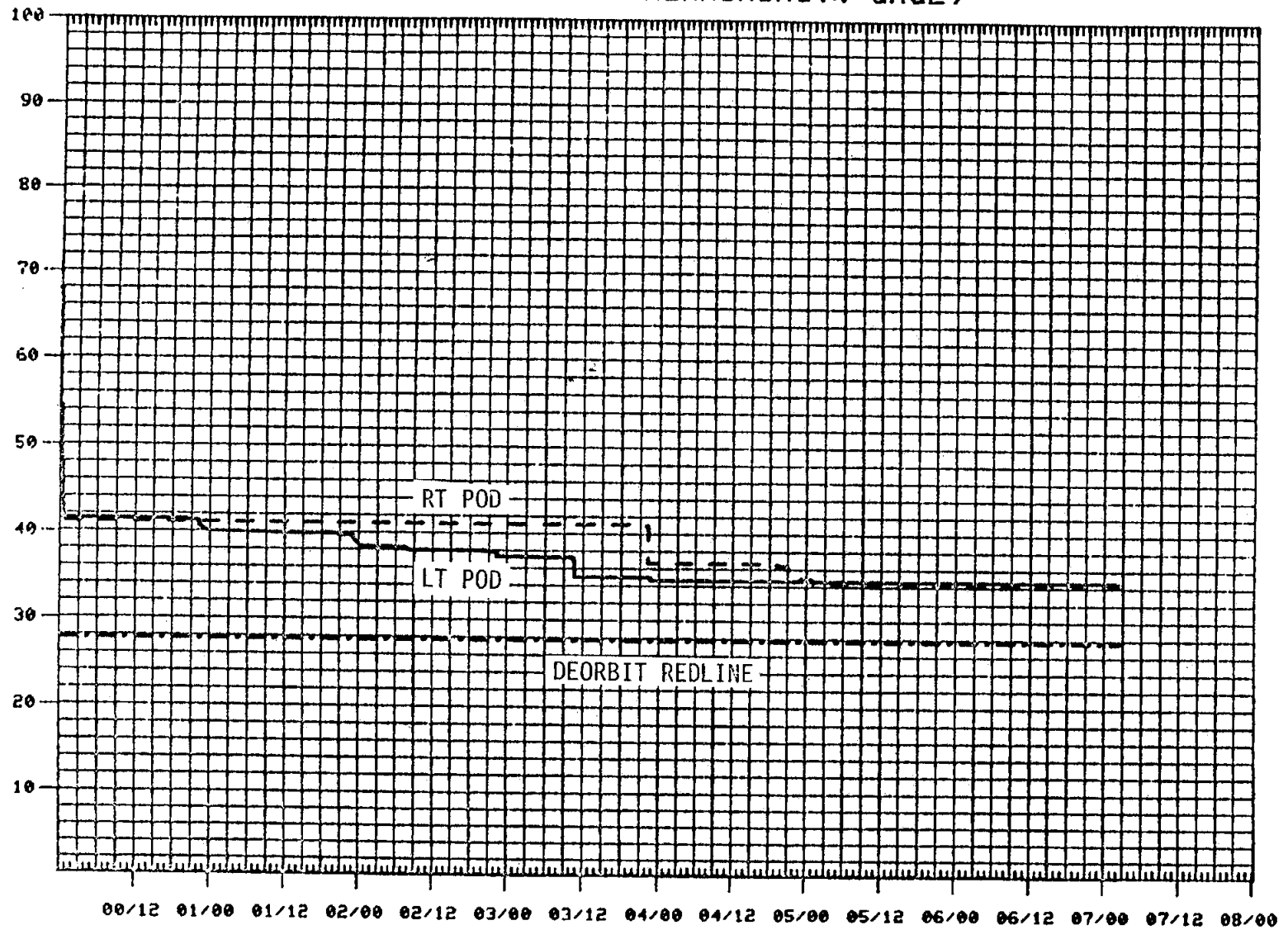
08:00

Return to Nominal CAP

CONSUMABLES CURVES

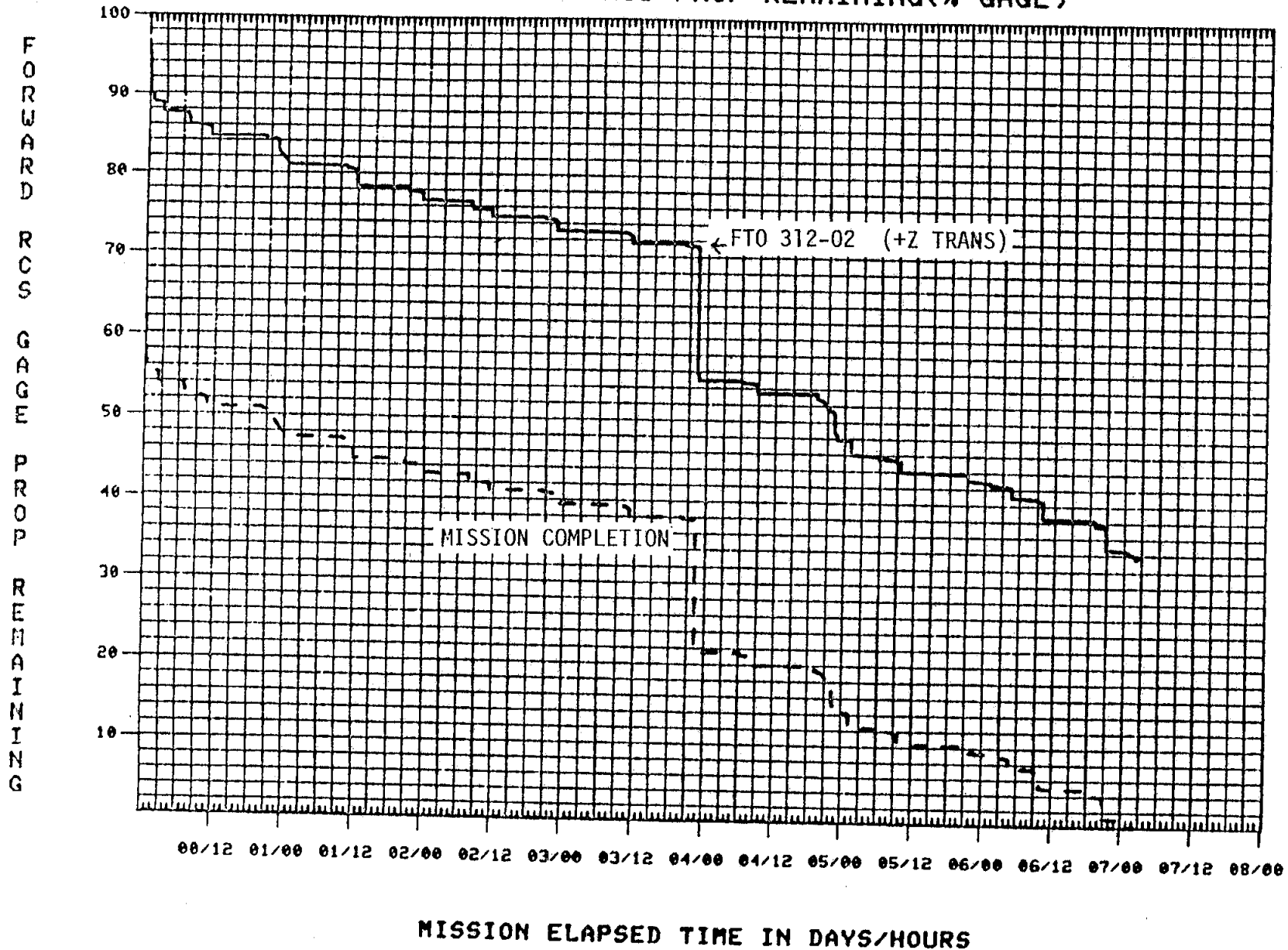
STS-3 OMS PROP REMAINING(% GAGE)

OMS
GAGE
PROP
REMAINING



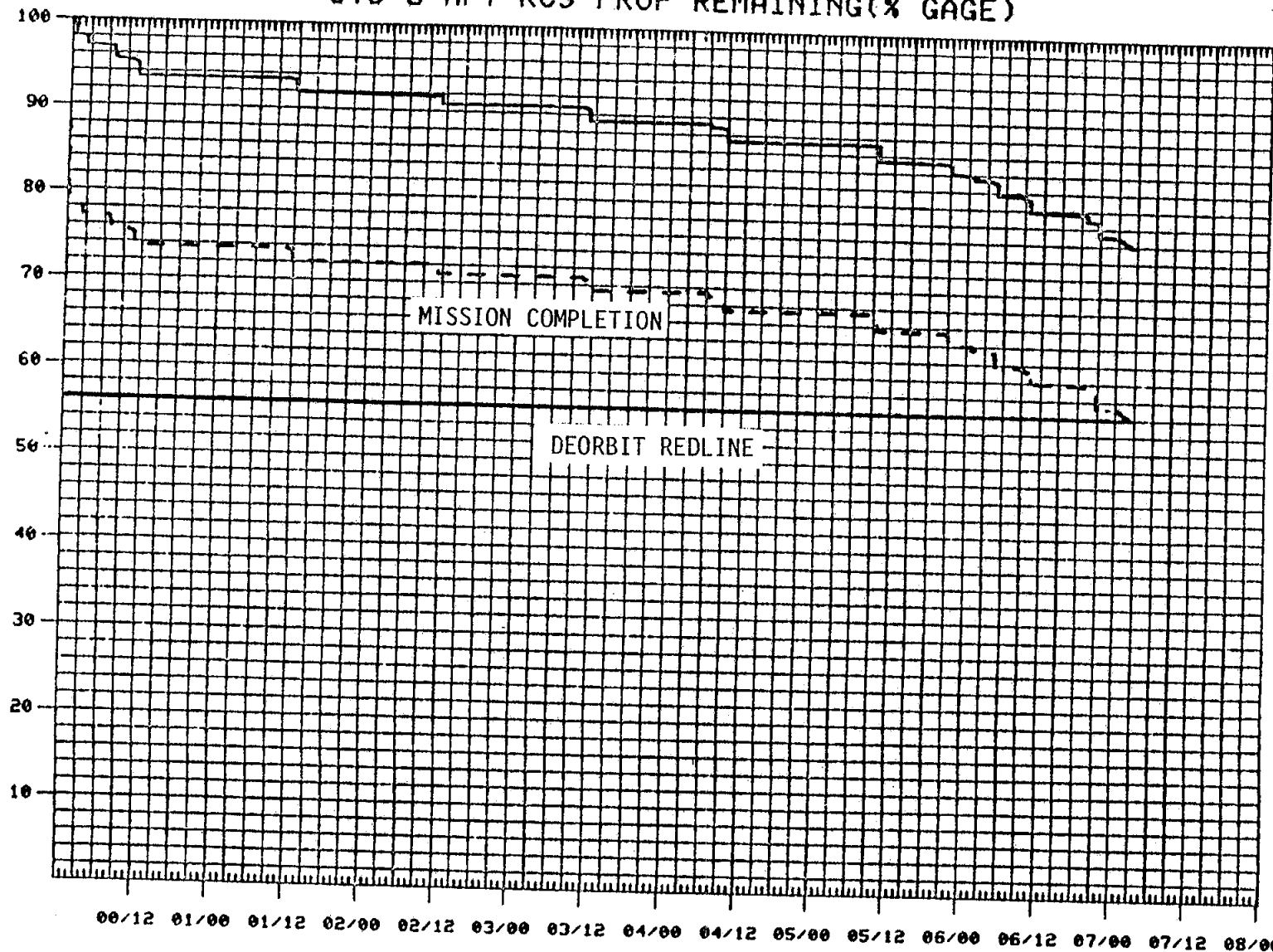
MISSION ELAPSED TIME IN DAYS/HOURS

STS-3 FORWARD RCS PROP REMAINING(% GAGE)



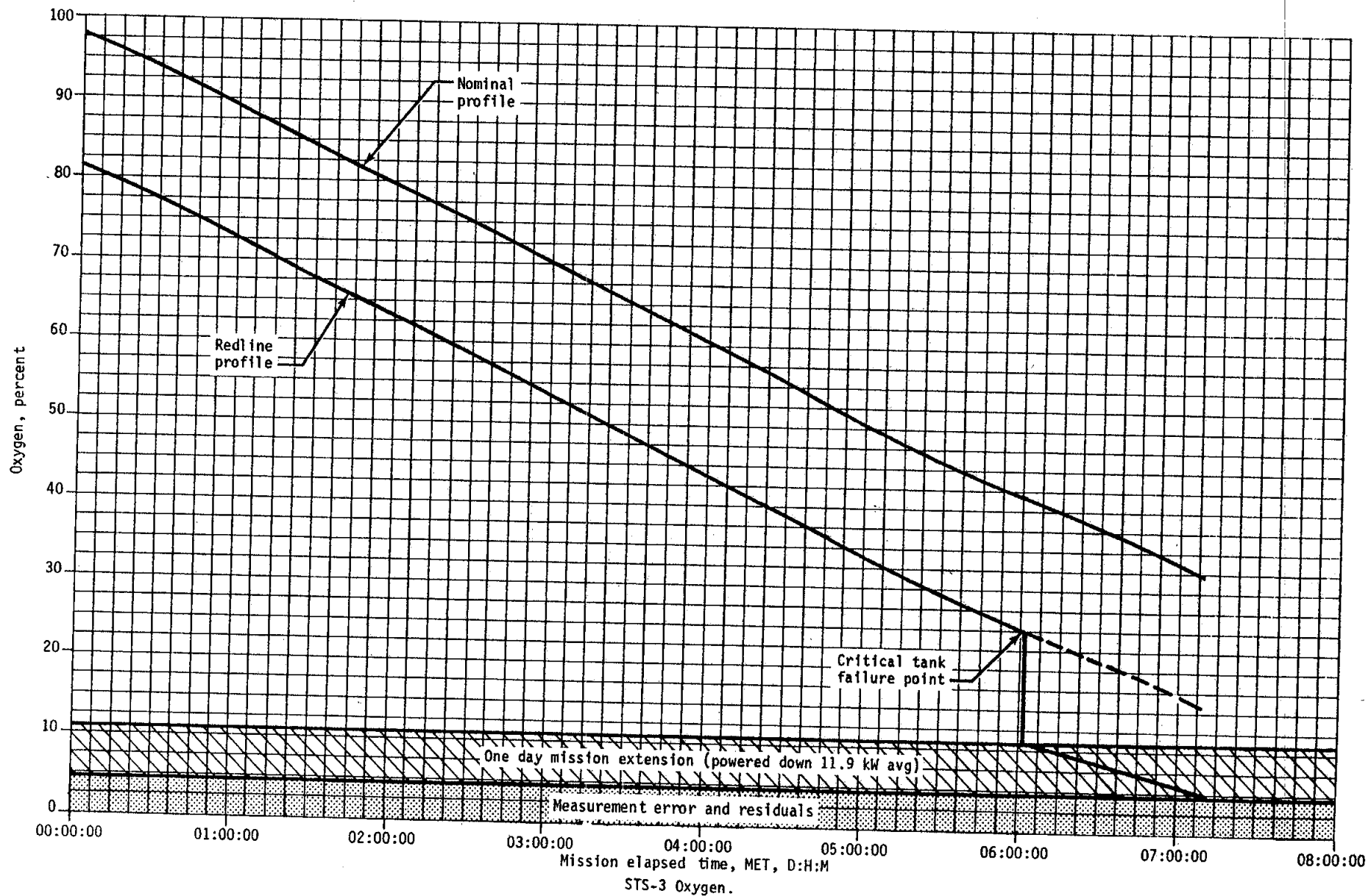
STS-3 AFT RCS PROP REMAINING(% GAGE)

AFT
RCS
GAGE
PROP
REMAINING

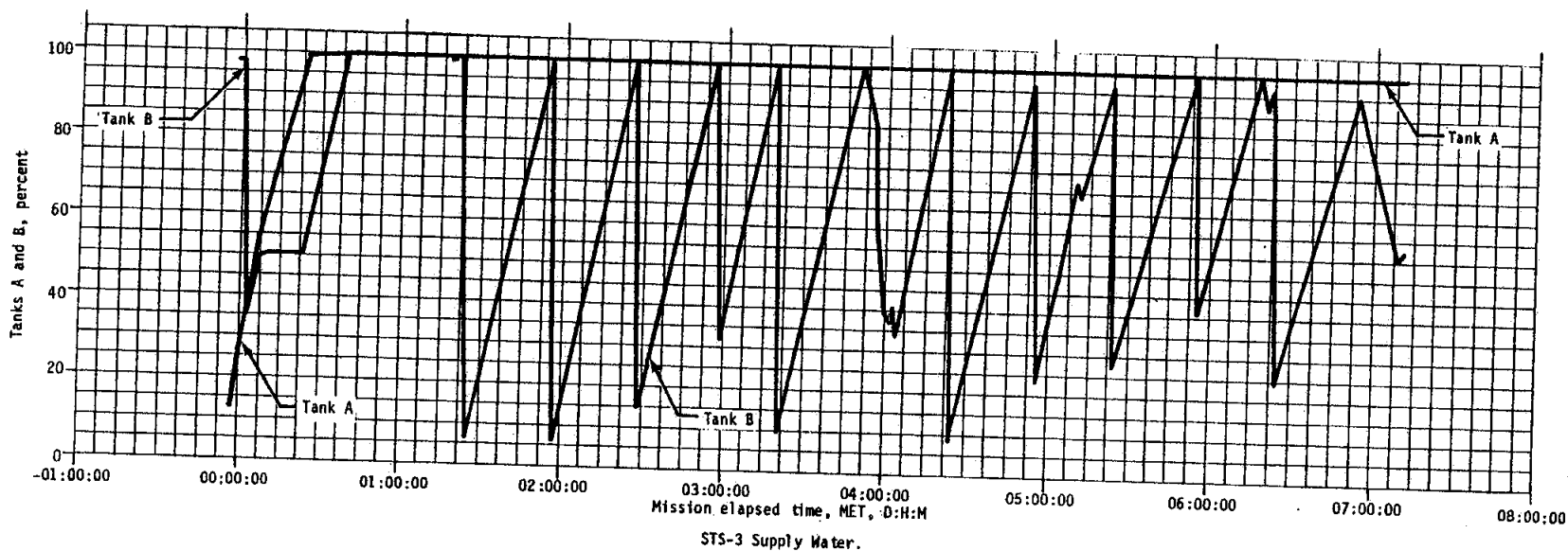
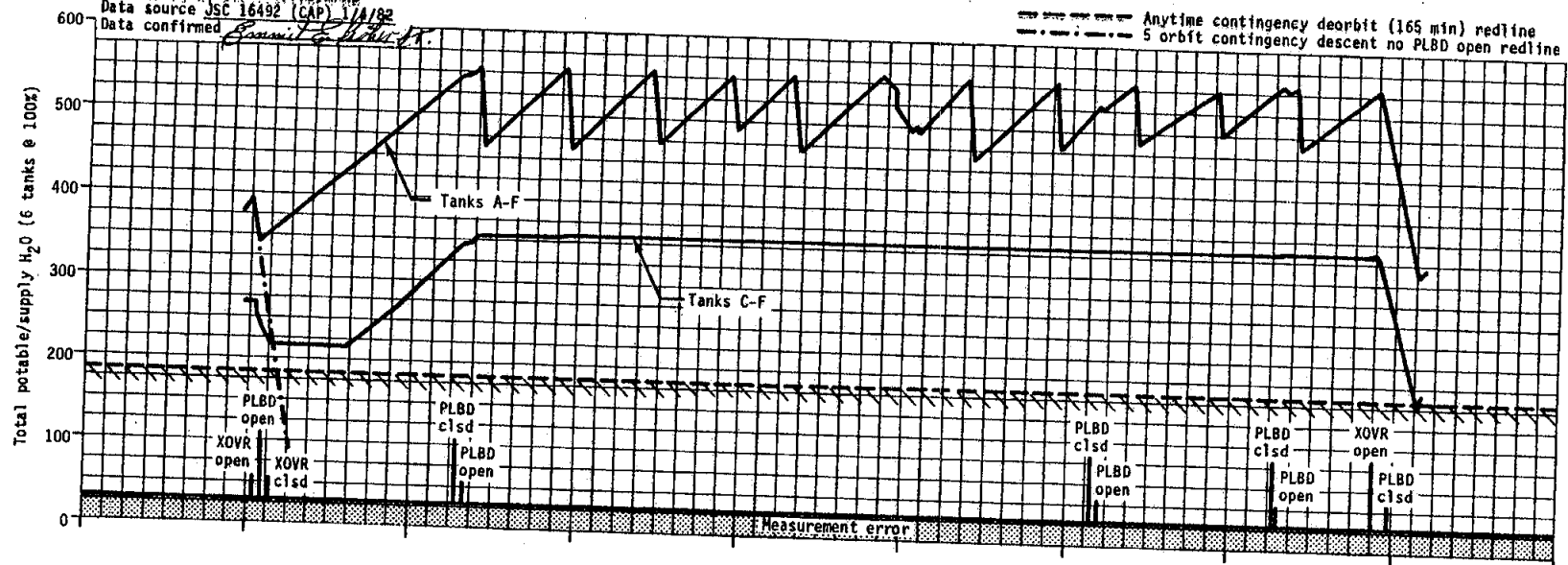


MISSION ELAPSED TIME IN DAYS/HOURS

E. Fisher, T. Cleghorn/FPB/MPAD
Data source JSC 16492 (CAP), 1/4/82
Data confirmed *Emmit R. Pichay Jr.*

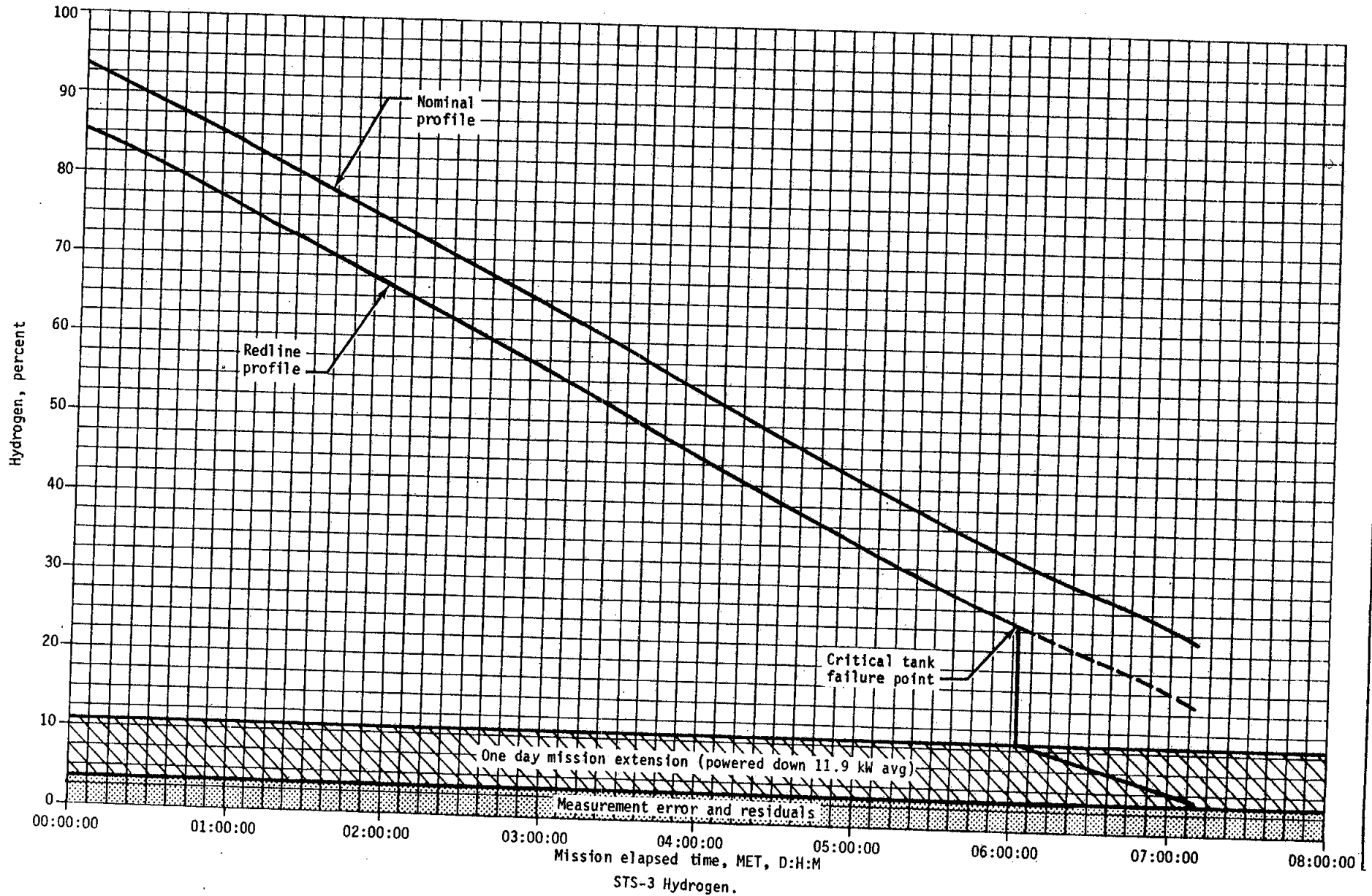


E. Fisher, G. Steines/FBR/MRAD
 Data source JSC 16492 (CAP) 3/1/92
 Data confirmed *James H. ...*



STS-3 Supply Water.

E. Fisher, T. Cleghorn/FPB/MPAD
Data source JSC 16492 (CAP) 1/4/82
Data confirmed *Samuel R. ...*



This Page Intentionally Blank

The sections following this divider page will
not be included in flight copies.

CREW ACTIVITY PLAN NOTES
(CONSTRAINTS AND GUIDELINES)

FLIGHT DESCRIPTION..... 7-2

CREW..... 7-3

ORBITER SYSTEMS..... 7-3

 ELECTRICAL POWER SYSTEM..... 7-3

 COMMUNICATIONS AND INSTRUMENTATION..... 7-3

 GUIDANCE AND NAVIGATION..... 7-4

 PROPULSION..... 7-6

 ENVIRONMENTAL CONTROL AND LIFE SUPPORT SUBSYSTEM..... 7-6

TELEVISION/PHOTOGRAPHY..... 7-6

REMOTE MANIPULATOR SYSTEM..... 7-7

PAYLOADS..... 7-7

CREW ACTIVITY PLAN NOTES
(CONSTRAINTS AND GUIDELINES)

A. FLIGHT DESCRIPTION - MAJOR EVENTS

MISSION DURATION (DD:HH:MM:SS) 07/03:36:00

| | |
|---------------------|---------------|
| <u>LAUNCH (KSC)</u> | 22 March 1982 |
| MET (DD:HH:MM:SS) | 0/00:00:00 |
| Day of Year | 30 |
| CST/GMT | 0900/1500 |

| | |
|-------------------|------------|
| <u>MECO</u> | |
| MET (DD:HH:MM:SS) | 0/00:08:40 |
| ALT | 57 |

| | |
|--------------------|------------|
| <u>OMS-1</u> | |
| MET (DD:HH:MM:SS) | 0/00:10:34 |
| ΔV (fps) | 161.3 |
| ΔT (MM:SS) | 01:33 |
| ORBIT ha/hp (nm) | 130 x 46 |

| | |
|--------------------|------------|
| <u>OMS-2</u> | |
| MET (DD:HH:MM:SS) | 0/00:40:51 |
| ΔV (fps) | 151.9 |
| ΔT (MM:SS) | 01:31 |
| ORBIT ha/hp (nm) | 130 x 130 |

| | |
|-------------------------------|------------|
| <u>L OMS COLD ENG RESTART</u> | |
| MET (DD:HH:MM:SS) | 4/07:51:00 |
| ΔV (fps) | 1.8 |
| ΔT (MM:SS) | 00:02 |
| MET (DD:HH:MM:SS) | 4/07:55:00 |
| ΔV (fps) | 11.0 |
| ΔT (MM:SS) | 00:12 |

| | |
|--------------------------|------------|
| <u>L2U SOAKBACK BURN</u> | |
| MET (DD:HH:MM:SS) | 3/22:35:00 |
| ΔV (fps) | 35.2 |
| ΔT (MM:SS) | (01:40) |

| | |
|--------------------|------------|
| <u>DEORBIT</u> | |
| MET (DD:HH:MM:SS) | 7/02:31:47 |
| ΔV (fps) | 269 |
| ΔT (MM:SS) | 02:30 |

| | |
|------------------------|------------|
| <u>ENTRY INTERFACE</u> | |
| MET (DD:HH:MM:SS) | 7/02:53:46 |

| | |
|-----------------------|------------|
| <u>LANDING (EAFB)</u> | |
| MET (DD:HH:MM:SS) | 7/03:24:28 |

B. CREW

1. Crew designations and responsibilities

a. Commander (CDR)

Responsibilities:

Command of overall vehicle and responsible for crew and vehicle safety

Prime crewman for launch, entry, and aborts, and contingency EVA

b. Pilot (PLT)

Responsibilities:

Responsible for on-orbit management of STS and attached payload systems

Prime crewman for RMS

2. A typical crew day will be that specified in the STS Work Day Handbook (Ref. 4). The daily on-orbit STS activities and their scheduling constraints are identified in the referenced document.
3. The crew will wear Emergency Ejection Suits (EES) from launch through post-insertion and will don them again for entry. Whenever the EES is worn, OBS sensors are also worn. During the rest of the flight inflight garments are worn.
4. The headset configuration for the crew during the on-orbit phase of the flight is the wireless headset.

C. ORBITER SYSTEMS

1. Electrical Power System

- a. Fuel cells will be automatically purged after crew initiation every 12 hr as described in Ref. 4.
- b. The fuel cell purge schedule is shown in Table 9-1.

2. Communications and Instrumentation

- a. The Operational Instrumentation (OI) system will be managed from the ground through uplink commands coordinated with the crew. Exceptions to this would be the result of contingencies. Real-time OI data will be transmitted to MCC during each ground station pass via the S-Band PM downlink. In parallel with this, one of the two Operations Recorders will dump recorded OI data at a 5- or 8-to-1 playback-to-record ratio (depending upon whether or not voice is included in the recorded data). One OI recorder will be recording at all times, and the other will dump at every station pass via the S-Band FM downlink. Video downlink causes an exception to this recorder dump plan, but only during the station passes where TV is scheduled as a crew activity.

- b. The Development Flight Instrumentation (DFI) system will be crew controlled. The Ascent Recorder is not used on orbit. The PCM Recorder will be operated during the entire mission in one of three modes: CONTINUOUS RECORD, HI SAMPLE (a 10 second snapshot of data every 5 minutes) and LO SAMPLE (a 10 second snapshot of data every 10 minutes). The Wideband Mission Recorder will be operated in the continuous record mode with all tracks recording in parallel during OMS and RCS burns and as required for FTOs or FSOs. DFI data will be downlinked every ground station pass via a separate S-Band DFI FM downlink.
 - c. There are 14 GSTDN sites for on-orbit coverage: ORR, BUC, GDS, MIL, BDA, HAW, GWM, AGO, IOS, ACN, MAD, YAR, BOT, and DKR.
 - d. Three (3) GSTDN sites can be used for real-time TV: GDS, MIL, and HAW.
 - e. Three (3) sites have only UHF voice capability: YAR, BOT, and DKR.
3. Guidance and Navigation
- a. IMU alignments will be routinely scheduled as described in Ref. 4.
 - b. The -Y, -Z Star Trackers are left on continuously.
 - c. Each IMU will be aligned with different REFSMMATS to provide skewed platforms for enhancement of redundancy management at launch and entry. The launch and entry REFSMMATS are different, requiring the REFSMMATS to be changed on-orbit. The ADI RELMATS will be configured to support specific flight phase requirements.

1) ASCENT (OPS 1 and 6)

'INRTL' Position:

This RELMAT will provide a +X sense ADI ball reading of roll 0° , pitch 0° , and yaw 0° when the vehicle +X axis is pointed at 0° Right Ascension, 0° Declination and the vehicle +Y axis is pointed at the celestial north pole.

'REF' Position:

This will be a pad-oriented inertial RELMAT with the vehicle +X axis downrange along the first stage launch azimuth and the +Z towards the center of the earth along the launch pad radius vector at the time of lift-off. This provides a +X sense ADI ball reading of roll 55.3° (launch azimuth), pitch 90° , and yaw 0° at lift-off.

'LVLH' Position:

This RELMAT will provide for an unbiased LVLH frame in major modes 104, 105, and 106 (i.e., the bias matrix will be an identity matrix). In major modes 101, 102, 103, and 601, the LVIY reference frame will be used (i.e., yaw will always be 0, pitch and roll are LVLH referenced. Processed Y, P, R versus P, Y, R for LVLH).

2) ON-ORBIT (OPS 2 and 8)

'INRTL' Position:

This RELMAT will provide a +X sense ADI ball reading of roll 0° , pitch 0° , and yaw 0° when the vehicle +X axis is pointed at 0° Right Ascension, 0° Declination and the vehicle +Y axis is pointed at the celestial north pole.

'REF' Position:

This RELMAT will provide a +X sense ADI ball reading of roll 0° , pitch 0° , and yaw 0° when the vehicle +X axis is in the direction of the velocity vector. The +Z axis is directed radially down to the center of the earth at the orbital noon time which is closest to the midway MET between TIG for nominal OMS-2 and TIG for nominal deorbit burn.

'LVLH' Position:

This RELMAT will provide for an unbiased LVLH frame (i.e., the bias matrix will be an identity matrix).

3) ENTRY (OPS 3 NOMINAL DEORBIT)

'INRTL' Position:

This RELMAT will provide a +X sense ADI ball reading of roll 0° , pitch 0° , and yaw 0° when the vehicle +X axis is pointed at 0° Right Ascension, 0° Declination and the vehicle +Y axis is pointed at the celestial north pole.

'REF' Position:

This RELMAT will provide a +X sense ADI ball reading of roll 0° , pitch 180° , and yaw 0° for a no fuel wasting, in-plane AOA OMS-2 burn (nominal target line) where AOA was selected post-MECO and pre-OMS-1 for earliest AOA case (MPS fuel depletion MECO). OMS-1 is performed with ATO/AOA common targets.

'LVLH' Position:

Unbiased.

4) ENTRY (OPS 3 AOA)

'INRTL' Position:

This RELMAT will provide a +X sense ADI ball reading of roll 0°, pitch 0°, and yaw 0° when the vehicle +X axis is pointed at 0° Right Ascension, 0° Declination and the vehicle +Y axis is pointed at the celestial north pole.

'REF' Position:

This RELMAT will provide a +X sense ADI ball reading of roll 0°, pitch 180°, and yaw 0° for a no fuel wasting, in-plane AOA OMS-2 burn (nominal target line) where AOA was selected post-MECO and pre-OMS-1 for earliest AOA case (MPS fuel depletion MECO). OMS-1 is performed with ATO/AOA common targets.

'LVLH' Position:

This RELMAT will provide for an unbiased LVLH frame.

5. Propulsion

The major burns maneuver schedule for STS-3 is identified in Section 7.A (Flight Description - Major Events). This does not include OMS burns to be scheduled to support DTOs.

6. Environmental Control and Life Support Subsystem (ECLS)

- a. The Orbiter is launched without CO₂ absorber canisters installed. At 0/04:10 MET two canisters are installed and are subsequently replaced as described in Ref. 4. The CO₂ canister replacement schedule is shown in Table 9-3.
- b. The supply water tanks are dumped as described in Ref. 4. The schedule for these dumps is provided in Table 9-2.

D. TELEVISION/PHOTOGRAPHY

1. The CCTV system will be used for STS-3. This system provides two cameras for in-cabin coverage and payload bay TV cameras for coverage of payload bay activities. The system, after activation will be managed by ground commands during live coverage passes. For TV coverage outside of STDN coverage, the crew must manage the CCTV system and the Video Tape Recorder (VTR).
2. There is a VTR available to record video during periods when there is no GSTDN coverage. The video is recorded on 30-minute cassettes and will normally not be dumped to the ground. The VTR management must be performed entirely by the crew.
3. 16mm, 35mm, and 70mm camera systems are available.

E. RMS

1. The primary RCS is inhibited whenever the manipulator arm is being latched or unlatched.
2. The primary RCS is inhibited whenever the manipulator arm is being maneuvered.

F. PAYLOADS

1. IECM (Induced Environmental Contamination Monitor)

The crew will be required to operate the IECM switch on Panel R11 TBD times during the flight. These switch operations are performed after payload bay door openings and before door closings per the STS-3 Flight Requirements Document (Ref. 1); and they mode the IECM mass spectrometer operations. The IECM mass spectrometer must be turned off when the payload bay doors are closed to prevent damage to the mass spectrometer by pressure buildup in the payload bay.

2. ACIP (Aerodynamic Coefficient Identification Package)

The data from this experiment are recorded on the OEX recorder. The experiment is controlled by commands sent from the ground and the only crew operation is to turn on the ACIP heaters after completing the post insertion activities and turn on the OEX recorder. The heaters are left on for the duration of the flight. The ACIP experiment may be turned on several times during the flight by ground command to collect baseline data.

3. EEVT (Electrophoresis Verification Test) Equipment

One crewmember is required to (1) set up the experiment with the camera, (2) insert electrophoresis column and sample slide, (3) set panel switches and start camera. During the electrophoresis time (60 minutes), the crewman can do other activities. At the end of the electrophoresis time, the crewman (1) freezes the column in place, (2) removes the column and inserts into freezer, (3) inserts a new column, (4) inserts a new slide and repeats the procedure, (5) reloads the camera as required, and (6) stows the EEVT in its locker prior to entry. The handling time from the end of electrophoresis until time to start the next one is approximately 30 minutes. Eight columns are required, which would make crew activity total 4.0 to 6.0 hours.

4. MLR (Monodisperse Latex Reactor)

The MLR is activated via a single switch prior to the third crew sleep period and runs continuously for 14 hours. The experiment occupies the space of three middeck lockers.

5. OSS-1 Payloads:

PDP (Plasma Diagnostics Package)
VCAP (Vehicle Charging and Potential Exp)
INDUCED ATMOS (Shuttle Induced Atmosphere)
SUSIM (Solar Ultraviolet Spectral Irradiance Monitor)

X-RAY POLAR (Solar Flare X-Ray Polarimeter Exp)
Plant Growth (Plant Lignification)
Therm Can (Thermal Canister Exp)
Contamination Monitor
Microfoil Abrasion
SIA (Shuttle Induced Atmosphere)

6. GAS (Get-Away Special)

The GAS Flight Verification Payload is a self-contained experiment package developed by the Goddard Space Flight Center. This experiment will study external and internal GAS canister characteristics throughout the entire flight environment. The experiment is activated by the crew following approval for orbit operations. An internal sequencer controls experiment operations except for the initiation of two periods of thermal cycling and several time syncs. Data are collected on a self-contained tape recorder for post-flight analysis. Prior to deorbit preparation, the crew sends a final command to the payload and stows the hand-held controller.

DATA ONLY DETAILED TEST OBJECTIVES (DTOs),
FUNCTIONAL TEST OBJECTIVES (FTOs),
FUNCTIONAL SUPPLEMENTARY OBJECTIVES (FSOs)

INTRODUCTION..... 8-2
TABLE 8-1. STS-3 DTOs/FTOs/FSOs..... 8-3

INTRODUCTION

The following Table describes the scheduling rationale for STS-3 DTOs. A detailed description of the DTOs may be found in STS Flight Requirements Document (FRD) STS-3, Final, January 15, 1982.

TABLE 8-1 STS-3 DTOs/FTOs/FSOs

| DTO/FTO NUMBER | TITLE | SCHEDULED (DD/HH:MM) | SCHEDULING REMARKS |
|----------------|--|--|---|
| DTO 301 | Ascent Phase Tests | | |
| DTO 302 | SRB Recovery | | |
| DTO 303 | On-Orbit Phase Tests | N/A | No crew interaction required except for DFI recorder configurations |
| DTO 304 | Entry/Approach and Landing Phase Tests | | |
| DTO 311 | Pre Entry Thermal Conditioning | PTC initiated 06/10:10 | Ground will provide go/no-go for crew thermal conditioning |
| FTO 312-01 | Attitude Hold Thermal Response | Attitudes initiated 00/02:35 to 07:00 00/09:40 01/11:10 01/23:10 05/06:05 06/10:10 | PTC is terminated early for Gravity Gradient Test Tail to Sun (26 hours) PTC Nose to Sun (twice orb rate) PLB Top to Sun (28 hours) Thermal conditioning |

| FTO NUMBER | TITLE | SCHEDULED (DD/HH:MM) | SCHEDULING REMARKS |
|------------|--|--|--|
| FTO 312-02 | ARCS Engine Thermal Soakback | 03/11:15 03/22:35 04/03:30 | Left RCS pod inhibited, verniers maintained (minimum of 5 hours before and after burn) ARCS L2U burn (100 seconds) Resume normal operations |
| FTO 312-03 | VRCS Engine Thermal Soakback Response | 04/21:00 04/22:40 05/01:10 05/04:00 | Left RCS pod inhibited VRCS L5D burn SEQ 1 VRCS L5D burn SEQ 2 Resume normal operations Not desirable to do IMU alignments during this 10 hour test |
| FTO 312-04 | Star Tracker Thermal Response | 05/09:15 to 05/19:45 05/19:45 06/09:05 | ST off (12 hours) after 1st IMU ALIGN in Top Sun Both Star Trackers left on (12 hours) End of test. Self-Test performed |
| FTO 312-05 | Topping Duct and Feedwater Line Thermal Response | 03/11:15 03/20:10 to 04/00:30 | FES inhibited ~38 hours after start of Nose to Sun attitude hold period (8 hours) Steam flow (03/20:10 - 03/23:00 primary feedwater supply) End of test (03/23:00 - 04/00:30 secondary feedwater supply) |
| FTO 312-06 | Flash Evaporator High Load Duct Thermal Response | 05/03:00 05/05:45 | Scheduled concurrently with FTO 356-02 Heaters off |

| FTO NUMBER | TITLE | SCHEDULED (DD/HH:MM) | SCHEDULING REMARKS |
|------------|---|----------------------|----------------------------------|
| FTO 312-07 | OMS Engine Pulse Mode Thermal Response | | Test deleted |
| FTO 313-01 | ET Passive Ablation Sensor Target Photography | N/A | 35mm camr operation is automatic |
| FTO 321-08 | Early Entry Roll Characteristics | Q = 22.0 psf | |
| FTO 321-09 | Aerodynamics Performance | V = 21,500 fps | |
| FTO 321-10 | Aerodynamics Performance | V = 18,000 fps | |
| FTO 321-12 | Aerodynamics Performance | V = 14,000 fps | |
| FTO 321-13 | Aerodynamics Performance | V = 8,400 fps | |
| FTO 321-15 | Supersonic Lateral Trim | M = 4.0 | |
| FTO 321-17 | Wing and Tail Excitation (Structural PTI) | M = 2.2 to 0.9 | |

| FTO NUMBER | TITLE | SCHEDULED (DD/HH:MM) | SCHEDULING REMARKS |
|------------|-------------------------------------|--------------------------------|--|
| FTO 331-01 | Window Observation and Reporting | 00/06:15 06/09:50 | First observation scheduled at first opportunity after post-insertion Last observation scheduled prior to last sleep period due to lack of time in deorbit prep |
| FTO 332-01 | Ascent Wing and Tail Excitation | -00/17:00 V = 460 -2000 fps | Initiated by crew pre-liftoff |
| FTO 341-01 | Vacuum Inerting | 00/00:17 | Inerting terminated just prior to OMS-2 burn at 00/00:41 MET, providing 24 minutes of inerting |
| FTO 341-02 | Inerting Verification | 00/08:00 | |
| FTO 343-01 | Cryogenic Tank Heat Leak, Cold Case | 02/08:55 to 03/00:15 | Scheduled after attaining Nose to Sun attitude Tank 1 heaters off ~15 hours |
| FTO 343-02 | Cryogenic Tank Heat Leak, Warm Case | 05/06:30 to 05/21:30 | Scheduled after attaining Top to Sun attitude Tank 1 heaters off ~15 hours |
| FTO 344-01 | Cold Engine Restart | 04/07:51 and 04/07:55 | Cold engine restart - 2.1 seconds burn with 4 minutes wait, then 10 seconds burn left engine |

| FTO NUMBER | TITLE | SCHEDULED (DD/HH:MM) | SCHEDULING REMARKS |
|------------|---|--|--|
| FTO 351-01 | Hot Case Arm Evaluation | Not Scheduled | RMS remains stowed for Top to Sun attitude hold period (minimum 6 hours reqd) RMS unstowed and tested (150 minutes reqd) concurrent with FTO 353-01 Beginning of hold period (4 hours reqd) End of test |
| FTO 351-02 | Cold Case Arm Evaluation | 02/20:40 02/22:25 03/01:50 03/04:40 03/08:30 03/10:20 | Cycle RMS heater off after start of Nose to Sun attitude (2 hours reqd) Unstow RMS/Begin test, heater to auto (4-6 hours reqd) Cycle RMS heater off Reposition RMS heater to auto Cycle RMS heater off Stow RMS/End of test, heater to auto |
| FTO 352-01 | Payload Deployment and Berthing Performance | 01/22:50 | RMS loaded and unloaded arm test |
| FTO 352-02 | End Effector Grapple/Rigidization Performance | 00/23:55 | IECM grapple fixture reqd |
| FTO 352-04 | RMS Control System Evaluation | 01/23:45 | 100% current limit reqd |
| FTO 352-05 | RMS/PRCS Interactions | 01/00:25 01/01:55 02/00:15 | Unloaded Test Part I Unloaded Test Part II Loaded Test |

| FTO NUMBER | TITLE | SCHEDULED (DD/HH:MM) | SCHEDULING REMARKS |
|------------|---|----------------------------------|--|
| FTO 353-01 | Contamination Mapping | Not Scheduled | |
| FTO 354-01 | RCS Plume Flow Field Measurement | Not Scheduled | |
| FTO 355-01 | RMS Backup Control Perf | 00/23:25 02/01:00 | |
| FTO 355-02 | RMS Software Stop Perf | 01/01:05 | |
| FTO 355-03 | RMS Manual Augmented Common Validation Runs | 00/23:05 | |
| FTO 355-04 | Unloaded Arm Response to PRCS Activity | 01/00:25 01/01:55 | Part I Part II |
| FTO 356-01 | PLBD Cold Case Performance | 01/07:00 | Scheduled 5 hours prior to end of Tail to Sun attitude |
| FTO 356-02 | PLBD Cold Mid and Aft Fuselage Performance | 05/04:00 | Scheduled 2 hours prior to end of Nose to Sun attitude hold period |
| FTO 356-03 | PLBD Thermal Gradient (Orbiter Top to Bottom) Performance | 06/06:40 | Scheduled 3 1/2 hours prior to end of Top to Sun attitude hold period |
| FTO 361-01 | Whole Gas Samples | 00/05:45 02/08:20 05/05:30 | Bottle #1 Bottle #2 Sample taken at 60 hours due to crew sleep period Bottle #3 <u>Not NCS</u> |

| FTO NUMBER | TITLE | SCHEDULED (DD/HH:MM) | SCHEDULING REMARKS |
|------------|--|---|--|
| FTO 362-01 | Cabin Temperature Measurements | 00/10:45 00/22:50 01/06:45 02/07:20 03/06:10 05/21:50 | |
| FTO 363-01 | Radiator Thermal Capacity Test/Cold Case | TIG - 05:54 TIG - 04:55 TIG - 04:05-03:13 TIG - 03:13 TIG - 02:15 H = 180,000 Touchdown + TBD | Tail Sun attitude will be achieved 1 hour 45 minutes prior to PLBD closure (1 hour reqd) Radiators will be bypassed 15 to 60 minutes prior to PLBD closure PLBD closing Scheduled immediately following PLBD closing. Initiate radiator flow for 4 minutes, then bypass Scheduled 1 hour after PLBD closing. Initiate radiator flow for 4 minutes, then bypass Initiate radiator flow. Ground will request bypass if reqd Bypass radiators after GSE connect |
| FTO 365-01 | Food Package Functional Evaluation | 02/08:40 | Meal C on Flight Day 3 |
| FTO 372-01 | Minimum DB Att Hold Perf | 06/05:40 | |
| FTO 372-02 | Passive Gravity Gradient Att Control | 00/07:00 | |
| FTO 372-03 | VRCS Plume Impingement | 06/05:20 06/06:00 | 0.033 deg 0.016 deg |

| FTO NUMBER | TITLE | SCHEDULED (DD/HH:MM) | SCHEDULING REMARKS |
|------------|--|----------------------|--|
| FTO 373-01 | Aft Station COAS Calibration | 02/07:50 | Scheduled over darkness |
| FTO 373-06 | Aft Station COAS Calibration Verif | 05/23:30 | |
| FTO 373-07 | Aft Station COAS IMU Align Verif | 05/23:30 | Scheduled concurrently with FTO 373-06 |
| FTO 373-08 | ST Threshold Test | | Not scheduled |
| FTO 376-01 | Autoland Controlled Approach and Landing | N/A | |
| FTO 376-02 | Crosswind Landing Performance | N/A | Requires 10-15 knots of crosswind |
| FTO 377-01 | Orbiter Braking Capability | N/A | |
| FTO 377-02 | Orbiter Lateral Control | N/A | |
| FTO 378-01 | Backup Orbital Navigation | 05/20:00 to 06/10:00 | Star in -Y tracker while in Top Sun attitude |

| FTO/FSO NUMBER | TITLE | SCHEDULED (DD/HH:MM) | SCHEDULING REMARKS |
|----------------|--|--|--|
| FTO 379-01 | On Orbit TACAN Navigation | 02/22:50 02/23:35 03/00:15 03/01:10 03/02:10 03/02:20 03/02:45 03/04:00 03/04:15 05/21:45 05/23:25 | Mexico, USA TACAN Powerup Africa Australia, USA Africa, Australia Hawaii USA Africa, Australia, USA KSC TACAN Powerdown TACAN Powerup, Mexico, USA TACAN Powerdown |
| FSO S301-01 | Tile Gap Heating Data Collection | N/A | |
| FSO S302-01 | Catalytic Surface Effects Data Collection | N/A | No crew interaction required except for DFI recorder configuration |
| FSO S303-01 | Dynamic, Acoustic, and Thermal Environment Data Collection | N/A | |
| FSO S304-01 | Heflex Bioengineering Test | N/A | |

| FSO NUMBER | TITLE | SCHEDULED (DD/HH:MM) | SCHEDULING REMARKS |
|-------------|---|---------------------------|--|
| FSO S331-01 | IECM Operation | Not Scheduled 06/03:45 | Schedule concurrently with FTO 353-01 GAS release |
| FSO S333-01 | ACIP Test and Data Collection - Prelaunch Through Orbital Insertion | N/A | ACIP operation prelaunch and during ascent performed by ground commands |
| FSO S333-02 | On Orbit Data Collection Quiescent (ACIP) | N/A | Performed by ground commands |
| FSO S333-03 | ACIP Test and Data Collection | N/A | ACIP operation prior to deorbit, during entry, and post landing performed by ground commands |
| FSO S334-01 | Deploy Radiation Dosimeter Pouches | 00/08:00 | |
| FSO S334-02 | Stow Radiation Dosimeter Pouches | TIG -04:37 | |
| FSO S335-01 | Infrared Imagery of Shuttle | N/A | |

| FSO NUMBER | TITLE | SCHEDULED (DD/HH:MM) | SCHEDULING REMARKS |
|-------------|---|--|---|
| FSO S336-01 | Electrophoresis Equipment Activation and Operation (EEVT) | 01/02:45 01/04:15 01/06:20 02/22:30 03/00:35 03/02:40 03/04:45 04/04:40 04/06:45 | All equipment unstowed Sample #1 Sample #2 Sample #3 Sample #4 Sample #5 Sample #6 Sample #7 All equipment stowed |
| FSO S339-01 | Get Away Special | 00/06:20 00/22:35 01/02:35 01/22:25 02/04:20 02/23:22 03/23:50 04/21:30 05/22:00 06/20:20 | Unstow Encoder/Activation Gas heat in Tail Sun Gas heat 2 Gas heat 1 (Nose Sun) Gas heat 2 Gas sync Gas sync Gas sync Gas sync Gas Sync/Stow Encoder |
| FSO S341-01 | MLR (Monodisperse Latex Reactor) Operation | 01/08:50 to 01/23:22 | Scheduled during crew sleep period to provide low G conditions |
| FSO S342-01 | Pallet and Experiment Activation | 00/02:22 00/04:00 | Pallet activated OSS-1 activation |

| FSO NUMBER | TITLE | SCHEDULED (DD/HH:MM) | SCHEDULING REMARKS |
|-------------|--|--|--|
| FSO S342-02 | Lignification Experiment (Plant Growth Unit PGU) | 00/05:45 00/10:35 00/22:00 01/02:50 01/10:00 01/22:13 02/01:57 02/10:00 02/23:25 03/04:10 03/10:00 03/23:15 04/04:30 04/10:25 04/23:12 05/02:50 05/09:00 05/21:00 06/02:10 06/09:20 | FD 1 FD 1 FD 2 FD 2 FD 2 FD 3 FD 3 FD 3 FD 4 FD 4 FD 4 FD 4 FD 5 FD 5 FD 5 FD 6 FD 6 FD 6 FD 6 FD 7 FD 7 FD 7 |
| FSO S342-03 | PDP (Plasma Diagnostic Package) Pallet Operation | 00/04:00 to 00/11:05 01/22:00 to 02/08:15 02/22:00 to 03/11:05 03/22:10 to 04/10:35 04/22:15 to 05/06:00 | PDP OPS PDP OPS PDP OPS PDP OPS PDP OPS |

| FSO NUMBER | TITLE | SCHEDULED (DD/HH:MM) | SCHEDULING REMARKS |
|--------------------------------|---|--|-----------------------------------|
| FSO S342-03 | | 06/03:45 to 06/04:35 06/06:45 to 06/09:10 | PDP OPS |
| FSO S342-04 FSO S342-05 | PDP Operation on the RMS Space Shuttle Induced Atmosphere Experiment (SIA) | 02/02:00 03/04:15 03/22:55 00/09:40 00/04:00 to 00/22:50 01/02:45 to 01/07:00 01/08:00 to 02/01:00 02/15:50 to 02/17:15 04/01:50 to 04/07:50 04/13:45 to 04/19:45 | SIA Att Mnvr |
| FSO S342-06 | Solar Flare X-Ray Polorimeter | N/A | Operates in Top Sun attitude only |

| FSO NUMBER | TITLE | SCHEDULED (DD/HH:MM) | SCHEDULING REMARKS |
|-------------|---|--|--|
| FSO S342-07 | Solar Ultraviolet Spectral Irradiance Monitor (SUSIM) | 00/23:45 to 01/01:30 04/04:50 to 05/05:45 05/06:15 to 05/10:15 05/10:15 to 06/10:15 | Operates in Top Sun attitude only Align |
| FSO S342-08 | Pallet and Experiment Deactivation | TIG - 04:19 TIG - 04:05 | OSS-1 deact Pallet power removed |
| FSO S343-01 | Inflight Motion Sickness Data Collection | N/A | Crew will record comments every evening |
| FSO S344-01 | Insect Inflight Motion Study | 04/07:00 | Schedule concurrently with FSO S391-10 |
| FSO S391-01 | Crew Activities (TV) | 00/01:35 01/04:25 01/23:35 02/04:00 03/04:00 03/07:00 03/23:10 04/08:20 05/00:40 05/05:05 | TV of PLBD TV of EEVT TV of RMS IECM/PDP TV of VCAP/PDP - Beam Search TV of Orbiter Views TV of Insect Motion TV of PDP Deployed VTR Playback of Fwd Flight Deck VTR of Crew Exercise (no playback R/T) TV of PLBD Theodolite Ops |

| FSO NUMBER | TITLE | SCHEDULED (DD/HH:MM) | SCHEDULING REMARKS |
|-----------------------|----------------------------------|--|---|
| FSO S391-01 (Cont) | | 06/00:23 06/01:38 | TV of WCS Explanation VTR Playback of VTR Personal Hygiene |
| FSO S391-02 | Payload Handling Operations (TV) | 03/23:10 03/01:30 03/07:25 04/23:40 06:03:55 | Scheduled during PDP deployment Scheduled during VCAP/PDP operations in darkness (VTR) Scheduled during VCAP/PDP operations in darkness (VTR) Scheduled during VCAP/PDP operations in darkness (VTR) Scheduled during VCAP/PDP operations in darkness (VTR) |
| FSO S391-03 | IECM Handling Demonstration | 01/23:35 | Scheduled concurrently with DTO 352 |
| FSO S391-04 | Activities of Opportunity | 01/23:35 | TV of OSS-1 |
| FSO S391-05 | TV of the CDR | Crew Option | |
| FSO S391-06 | TV of the Pilot | Crew Option | |
| FSO S391-08 | OSS-1 Experiment Pallet | 01/23:35 03/23:10 | Scheduled prior to PDP unstowing Scheduled when PDP unstowed & VCAP operating |
| FSO S391-10 | Insect Inflight Motion Study | 03/07:00 | Scheduled as TV09. Scheduled concurrently with FSO S344-01 |
| FSO S392-01 | Launch Photography | -00/00:00:30 | |
| FSO S392-02 | Crew Activities | 03/00:00 | 16mm of transferring from flight to middeck |
| FSO S392-03 | Payload Bay Photography | Crew Option | 16mm of PDP on RMS |

| FSO NUMBER | TITLE | SCHEDULED (DD/HH:MM) | SCHEDULING REMARKS |
|-------------|-----------------------------------|-----------------------|--|
| FSO S392-04 | Unscheduled Photography | Crew Option | |
| FSO S392-05 | Approach and Landing Photography | Landing - TBD minutes | Both DACs activated at earliest time practical for continuous operation until 30 seconds after touchdown |
| FSO S392-06 | Photography of the CDR | 01/06:20 | 16mm - CDR performing EEVT operations |
| FSO S392-07 | Photography of the Pilot | 05/02:50 | 16mm - PGU data recording |
| FSO S393-01 | Crew Activity Photography (still) | Crew Option | |
| FSO S393-02 | Payload Bay Photography (still) | Crew Option | |
| FSO S393-03 | On Orbit Photography | Crew Option | |
| FSO S393-04 | Still Photography of the CDR | Crew Option | |
| FSO S393-05 | Still Photography of the Pilot | Crew Option | |

TABLES

TABLE 9-1. ORBITER FUEL CELL PURGES..... 9-2

TABLE 9-2. ORBITER WATER DUMPS (WASTE & SUPPLY)..... 9-3

TABLE 9-3. CO₂ ABSORBER REPLACEMENT..... 9-4

TABLE 9-4. DFI WIDEBAND MISSION RECORDER USAGE..... 9-5

TABLE 9-5. DFI PCM RECORDER USAGE..... 9-6

TABLE 9-6. DFI WIDEBAND ASCENT RECORDER USAGE..... 9-7

TABLE 9-7. ATTITUDE AND EVENT TIMELINE..... 9-8

TABLE 9-2
ORBITER WATER DUMPS (WASTE & SUPPLY)

| APPROX MET (D/HH:MM) | WASTE H2O | | SUPPLY H2O | |
|-------------------------------|-----------|-----------------|------------|------------|
| | NO. | ΔT (HH:MM) | NO. | ΔT (HH:MM) |
| 0/09:00 | Deleted | RIT | 1 | |
| 0/22:15 | Deleted | RIT | 2 | 13:15 |
| 1/08:55 | B - 10% | | 3 | 10:40 |
| 2/00:00 1/22:00 | B - 10% | | 4 | 14:05 |
| 2/10:20 | | | 5 | 12:20 |
| 2/23:15 | B - 10% | | 6 | 12:55 |
| 3/07:15 9:50 | A - 90% | | 7 | 08:00 |
| 4/08:45 | B - 10% | | 8 | 25:30 |
| 4/10:45 | 1 | 4/10:45 Deleted | | RIT |
| 4/21:20 22:00 | B - 10% | | 9 | 12:45 |
| 5/09:10 | A - 90% | | 10 | 11:50 |
| 5/21:30 | A - 40% | | 11 | 12:20 |
| 6/09:00 | Deleted | | 12 | 11:30 |
| 6/18:45 | Deleted | | 13 | 09:45 |

TABLE 9-4 - DFI WIDEBAND MISSION RECORDER USAGE

| MET (DD/HH:MM) | MODE | Δ TIME (HH:MM) | TAPE USAGE (HH:MM:SS) | ACCUM USAGE (HH:MM:SS) | TAPE REMAINING (HH:MM:SS) | ACTIVITY |
|-------------------|------|-------------------|--------------------------|---------------------------|------------------------------|-------------------------|
| -00/00:06 | CONT | -- | -- | -- | 02:00:00 | PRELAUNCH THROUGH OMS-1 |
| 00/00:13 | STBY | 00:19 | 00:19:00 | 00:19:00 | 01:41:00 | |
| 00/00:39 | CONT | -- | -- | -- | -- | OMS-2 BURN |
| 00/00:43 | STBY | 00:04 | 00:04:00 | 00:23:00 | 01:37:00 | |
| 00/07:50 | CONT | -- | -- | -- | -- | ACIP ON-ORBIT TEST |
| 00/07:53 | STBY | 00:03 | 00:03:00 | 00:26:00 | 01:34:00 | |
| 03/22:30 | CONT | -- | -- | -- | -- | L2U BURN |
| 03/22:33 | STBY | 00:03 | 00:03:00 | 00:29:00 | 01:31:00 | |
| 04/07:50 | CONT | -- | -- | -- | -- | OMS COLD ENGINE RESTART |
| 04/07:54 | STBY | 00:04 | 00:04:00 | 00:33:00 | 01:27:00 | |
| 04/22:40 | CONT | -- | -- | -- | -- | L5D BURN SEQ 1 |
| 04/22:56 | STBY | 00:16 | 00:16:00 | 00:49:00 | 01:11:00 | |
| 05/01:00 | CONT | -- | -- | -- | -- | L5D BURN SEQ 2 |
| 05/01:16 | STBY | 00:16 | 00:16:00 | 01:05:00 | 00:55:00 | |
| 06/20:32 | CONT | -- | -- | -- | -- | OEX/DFI WB AUTO CAL |
| 06/20:33 | STBY | 00:01 | 00:01:00 | 01:06:00 | 00:54:00 | |
| 07/02:30 | CONT | -- | -- | -- | -- | DEORBIT BURN (TIG-2) |
| 07/02:37 | STBY | 00:07 | 00:07:00 | 01:13:00 | 00:47:00 | |
| 07/02:57 | CONT | -- | -- | -- | -- | EI-3 |
| 07/03:30 | STBY | 00:33 | 00:33:00 | 01:46:00 | 00:14:00 | |
| -- | CONT | -- | -- | -- | -- | POST FLIGHT CAL |
| -- | STBY | 00:02 | 00:02:00 | 01:48:00 | 00:12:00 | |

TABLE 9-5 - DFI PCM RECORDER USAGE

| MET (DD/HH:MM) | MODE | Δ TIME (HH:MM) | TAPE USAGE (HH:MM:SS) | ACCUM USAGE (HH:MM:SS) | TAPE REMAINING (HH:MM:SS) | ACTIVITY |
|-------------------|---------|-------------------|--------------------------|---------------------------|------------------------------|----------------------------|
| -00/00:06 | CONT | -- | -- | -- | 05:52:00 | PRELAUNCH THROUGH OMS-1 |
| 00/00:30 | HI SAMP | 00:36 | 00:36:00 | 00:36:00 | 05:16:00 | POST OMS-1 |
| 00/00:39 | CONT | 00:09 | 00:00:11 | 00:36:11 | 05:15:49 | OMS-2 |
| 00/00:43 | HI SAMP | 00:04 | 00:04:00 | 00:40:11 | 05:11:49 | POST OMS-2 |
| 00/06:00 | LO SAMP | 05:17 | 00:11:11 | 00:51:22 | 05:00:38 | |
| 00/08:00 | CONT | 02:00 | 00:02:01 | 00:53:23 | 04:58:37 | MPS VACUUM INERT INIT |
| 00/08:05 | HI SAMP | 00:05 | 00:05:00 | 00:58:23 | 04:53:37 | POST MPS VACUUM INERT INIT |
| 00/08:25 | LO SAMP | 00:20 | 00:00:33 | 00:58:56 | 04:53:04 | |
| 03/22:30 | CONT | 86:05 | 01:32:57 | 02:31:53 | 03:20:07 | L2U BURN |
| 03/22:45 | HI SAMP | 00:15 | 00:15:00 | 02:46:53 | 03:05:07 | POST L2U BURN |
| 04/03:30 | LO SAMP | 04:45 | 00:10:05 | 02:56:58 | 02:55:02 | |
| 04/07:50 | CONT | 04:20 | 00:04:35 | 03:01:33 | 02:50:27 | OMS COLD ENGINE RESTART |
| 04/08:07 | HI SAMP | 00:17 | 00:17:00 | 03:18:33 | 02:33:27 | POST OMS RESTART |
| 04/11:40 | LO SAMP | 03:33 | 00:07:31 | 03:25:04 | 02:25:56 | |
| 04/22:40 | HI SAMP | 11:00 | 00:11:44 | 03:37:48 | 02:14:12 | L5D BURNS |
| 05/05:40 | LO SAMP | 07:00 | 00:14:51 | 03:52:39 | 01:59:21 | |
| 06/21:00 | CONT | 39:20 | 00:42:21 | 04:35:00 | 01:17:00 | FCS C/O APU PRESTART |
| 06/21:30 | HI SAMP | 00:30 | 00:30:00 | 05:05:00 | 00:47:00 | 15 MIN AFTER APU SHUTDOWN |
| 06/23:20 | CONT | 01:50 | 00:03:51 | 05:08:51 | 00:43:09 | RAD HEAT SINK TEST |
| 06/23:26 | HI SAMP | 00:06 | 00:06:00 | 05:14:51 | 00:37:09 | |
| 07/00:20 | CONT | 00:54 | 00:01:50 | 05:16:41 | 00:35:19 | RAD HEAT SINK TEST |
| 07/00:26 | HI SAMP | 00:06 | 00:06:00 | 05:22:41 | 00:29:19 | |
| 07/00:37 | PB REV | 00:11 | 00:00:22 | 05:23:03 | 00:28:57 | RECORDER REWIND |
| 07/00:42 | HI SAMP | -- | -- | -- | 01:36:00 | REWIND COMPLETED |
| 07/02:26 | CONT | 01:44 | 00:03:40 | 00:03:40 | 01:32:20 | DEORBIT BURN (TIG-6) |
| 07/03:45 | HI SAMP | 01:19 | 01:19:00 | 01:22:40 | 00:13:20 | POST LANDING |

TABLE 9-6.- DFI WIDEBAND ASCENT RECORDER USAGE

| APPROX MET (DD/HH:MM:SS) | MODE | PWR | Δt USAGE (MM:SS) | ACCUM USAGE (MM:SS) | TAPE REMAINING (MM:SS) | |
|-----------------------------|------|-----|-----------------------------|------------------------|---------------------------|--|
| -00/00:06:00 | CONT | ON | -- | 00:00 | 32:00 | |
| 00/00:13:00 | STBY | ON | 19:00 | 21:00 | 11:00 | |
| 00/00:39:00 | CONT | ON | -- | -- | -- | |
| 00/00:44:00 | STBY | ON | 04:00 | 25:00 | 07:00 | |
| 00/01:05:00 | -- | OFF | -- | -- | -- | |

TABLE 9-6 - DFI WIDEBAND ASCENT RECORDER USAGE

| APPROX MET (DD/HH:MM:SS) | MODE | PWR | Δt USAGE (MM:SS) | ACCUM USAGE (MM:SS) | TAPE REMAINING (MM:SS) |
|-----------------------------|------|-----|-----------------------------|------------------------|---------------------------|
| -00/00:06:00 | CONT | ON | -- | 00:00 | 32:00 |
| 00/00:13:00 | STBY | ON | 19:00 | 21:00 | 11:00 |
| 00/00:39:00 | CONT | ON | -- | -- | -- |
| 00/00:44:00 | STBY | ON | 04:00 | 25:00 | 07:00 |
| 00/01:05:00 | -- | OFF | -- | -- | -- |

TABLE 9-7 - ATTITUDE AND EVENT TIMELINE

| MET (D/HH:MM:SS) | EVENT | ATTITUDE (P,Y,R EULER SEQ) | | | ATT MODE | DEADBANDS | | DISC RATE (°/sec) | DAP | | | EARTH | | SUN | | REMARKS |
|---------------------|---|-------------------------------|-------|------|-------------|--------------|-----------------|-------------------------|-----|--------------|------|-------|-----|-----|-----|-------------------------------------|
| | | Roll | Pitch | Yaw | | ATT (deg) | RATE (°/sec) | | SEL | CONT | RCS | θ | φ | θ | φ | |
| 0/00:08:40 | MECO | 325 | 80 | 16 | INRTL | 3.5 | 0.3 | 0.2 | * | AUTO | * | 90 | 0 | 79 | 218 | |
| 0/00:08:52 | ET SEP (4 fps,-Z) | | | | | 3.5 | 0.3 | 0.2 | * | AUTO | * | | | | | |
| 0/00:09:30 | INITIATE MANUAL MNVR TO OMS-1 BURN ATT | -- | -- | -- | -- | N/A | N/A | N/A | * | MAN ACCEL | * | -- | -- | -- | -- | EIG ANG = 31 |
| 0/00:10:00 | OMS-1 BURN ATT | 322 | 105 | 356 | INRTL | 3.5 | 0.3 | 0.2 | * | AUTO | * | 64 | 1 | 103 | 218 | |
| 0/00:10:34 | OMS-1 IGNITION | | | | | 3.5 | 0.3 | 0.2 | * | AUTO | * | | | | | 161 fps |
| 0/00:12:07 | OMS-1 CUTOFF | | | | | 3.5 | 0.3 | 0.2 | * | AUTO | * | | | | | |
| 0/00:13:23 | MPS DUMP TERMINATED | | | | | 3.5 | 0.3 | 0.2 | * | AUTO | * | | | | | |
| 0/00:24:00 | INITIATE AUTO MNVR TO OMS-2 BURN ATT | -- | -- | -- | -- | 3.5 | 0.3 | 0.2 | * | AUTO | * | -- | -- | -- | -- | MNVR TIME = 10 MIN EIG ANG = 119 |
| 0/00:34:00 | OMS-2 BURN ATT | 27 | 231 | 331 | INRTL | 3.5 | 0.3 | 0.2 | * | AUTO | * | 44 | 354 | 125 | 311 | |
| 0/00:40:51 | OMS-2 IGNITION | | | | | 3.5 | 0.3 | 0.2 | * | AUTO | * | | | | | 151.9 fps |
| 0/00:42:22 | OMS-2 CUTOFF | | | | | 3.5 | 0.3 | 0.2 | * | AUTO | * | | | | | |
| 0/00:55:00 | DPS RECONFIG TO GNC 2 (OMS-2 ATT) | | | | | 10.0 | 0.02 | 0.2 | A | AUTO | NORM | | | | | |
| 0/01:03:00 | INITIATE -ZLV, YPOP NOSE FWD ATT MODE | -- | -- | -- | -- | 10.0 | 0.02 | 0.2 | A | AUTO | VERN | -- | -- | -- | -- | MNVR TIME = 6 MIN EIG ANG = 71 |
| 0/01:09:00 | -ZLV, YPOP ATT (PLBD OPENING) | 180 | 0 | 0 | LVLH | 10.0 | 0.02 | 0.2 | A | AUTO | VERN | 90 | 0 | 52 | 311 | P 90 Y 0 OM 180 |
| 0/02:35:00 | MNVR TO PTC ATT | -- | -- | -- | -- | 1.0 | 0.02 | 0.2 | A | AUTO | VERN | -- | -- | -- | -- | MNVR TIME = 11 MIN EIG ANG = 130 |
| 0/02:46:00 | PTC ATT | 187.2 | 264.4 | 84.4 | INRTL | 1.0 | 0.02 | 0.4 | A | AUTO | VERN | 84 | 263 | 90 | 180 | |

TABLE 9-7 Continued

| MET (D/HH:MM:SS) | EVENT | ATTITUDE (P, Y, R EULER SEQ) | | | ATT MODE | DEADBANDS | | DISC RATE (°/sec) | DAP | | | EARTH | | SUN | | REMARKS |
|---------------------|---|---------------------------------|-------|-------|-------------|--------------|-----------------|-------------------------|-----|---------------------|------|-------|-----|-----|-----|--|
| | | Roll | Pitch | Yaw | | ATT (deg) | RATE (°/sec) | | SEL | CONT | RCS | θ | φ | θ | φ | |
| 0/02:48:00 | 0.4 DEG/SEC PTC ROTATION | 187.2 | 264.4 | 84.4 | ROTR | 1.0 | 0.02 | 0.4 | A | AUTO | VERN | 88 | 270 | 90 | 180 | EIGEN AXIS P = 358 Y = 0 ROT RATE = 0.4°/SEC |
| 0/06:30:00 | INITIATE AUTO MNVR TO IMU ALIGN ATT | -- | -- | -- | -- | 1.0 | 0.02 | 0.2 | B | AUTO | VERN | -- | -- | -- | -- | MNVR TIME = 14 MIN EIG ANG = 161 |
| 0/06:44:00 | IMU ALIGN ATT | 271.5 | 225 | 308.2 | INRTL | 1.0 | 0.02 | 0.2 | B | AUTO | VERN | 108 | 105 | 117 | 49 | -Y ST TO STAR #55 -Z ST TO STAR #57 SEP ANG = 89.9 |
| 0/06:50:00 | INITIATE AUTO MNVR TO COAS CAL ATT | -- | -- | -- | -- | 1.0 | 0.02 | 0.2 | B | AUTO | VERN | -- | -- | -- | -- | MNVR TIME = 1 MIN EIG ANG = 12 |
| 0/06:51:00 | COAS CAL ATT | 259.1 | 210.1 | 299.9 | INRTL | 1.0 | 0.02 | 0.2 | B | AUTO | VERN | 141 | 82 | 117 | 43 | +Xby TO STAR #15 |
| 0/07:00:00 | INITIATE AUTO MNVR TO GRAVITY GRADIENT ATT | -- | -- | -- | -- | 1.0 | 0.02 | 0.2 | A | AUTO | VERN | -- | -- | -- | -- | MNVR TIME = 14 MIN EIG ANG = 160 |
| 0/07:14:00 | GRAVITY GRADIENT ATT | 238 | 266 | 358 | LVLH | N/A | N/A | N/A | A | MAN PULSE | VERN | 4 | 149 | 87 | 159 | P 356.4 Y 2.1 TGT: EARTH OM 238.5 |
| 0/09:10:00 | ATTITUDE HOLD | 61 | 194 | 324 | INRTL | 1.0 | 0.02 | 0.2 | A | MAN DISC RATE | VERN | 5 | 144 | 143 | 229 | |
| 0/09:40:00 | MNVR TO SIA ATT | -- | -- | -- | -- | 1.0 | 0.02 | 0.2 | B | AUTO | VERN | -- | -- | -- | -- | MNVR TIME = 5 MIN EIG ANG = 51 |
| 0/09:45:00 | SIA ATT | 28.4 | 190.7 | 4.0 | INRTL | 1.0 | 0.02 | 0.2 | B | AUTO | VERN | 124 | 10 | 170 | 0 | SUN 10° ABOVE -Xby |
| 0/10:23:00 | MNVR TO IMU ALIGN ATT | -- | -- | -- | -- | 1.0 | 0.02 | 0.2 | B | AUTO | VERN | -- | -- | -- | -- | MNVR TIME = 8 MIN EIG ANG = 88 |
| 0/10:31:00 | IMU ALIGN ATT | 100.5 | 248.6 | 348.1 | INRTL | 1.0 | 0.02 | 0.2 | B | AUTO | VERN | 92 | 112 | 113 | 255 | -Y ST TO STAR #60 -Z ST TO STAR #49 SEP ANG = 84.1 |
| 0/10:45:00 | MNVR TO TAIL-SUN ATT | -- | -- | -- | -- | 1.0 | 0.02 | 0.2 | B | AUTO | VERN | -- | -- | -- | -- | MNVR TIME = 10 MIN EIG ANG = 117 |
| 0/10:55:00 | TAIL-SUN ATT | 195.0 | 182.4 | 359.0 | INRTL | 1.0 | 0.02 | 0.2 | B | AUTO | VERN | 75 | 149 | 180 | 0 | |
| 0/11:05:00 | ORB RATE TAIL-SUN ROTATION | 195.0 | 182.4 | 359.0 | ROTR | 0.3 | 0.02 | 0.067 | A | AUTO | VERN | 107 | 174 | 180 | 0 | EIGEN AXIS P = 0 Y = 0 ROT RATE = 0.067°/SEC |
| 0/21:49:00 | INITIATE AUTO MNVR TO IMU ALIGN ATT | -- | -- | -- | -- | 1.0 | 0.02 | 0.2 | B | AUTO | VERN | -- | -- | -- | -- | MNVR TIME = 12 MIN EIG ANG = 141 |

TABLE 9-7 Continued

| MET (D/HH:MM:SS) | EVENT | ATTITUDE (P, Y, R EULER SEQ) | | | ATT MODE | DEADBANDS | | DISC RATE (°/sec) | DAP | | | EARTH | | SUN | | REMARKS |
|---------------------|--|---------------------------------|-------|-------|-------------|--------------|-----------------|-------------------------|-----|------------------|-------------------|-------|-----|-----|-----|--|
| | | Roll | Pitch | Yaw | | ATT (deg) | RATE (°/sec) | | SEL | CONT | RCS | θ | φ | θ | φ | |
| 0/22:01:00 | IMU ALIGN ATT | 61.0 | 240.3 | 318.3 | INRTL | 1.0 | 0.02 | 0.2 | B | AUTO | VERN | 160 | 200 | 114 | 277 | -Y ST TO STAR #26 -Z ST TO STAR #14 ANG SEP = 91.4 |
| 0/22:15:00 | INITIATE AUTO MNVR TO TAIL-SUN ATT | -- | -- | -- | -- | 1.0 | 0.02 | 0.2 | B | AUTO | VERN | -- | -- | -- | -- | MNVR TIME = 7 MIN EIG ANG = 77 |
| 0/22:22:00 | TAIL-SUN ATT | 79.4 | 182.4 | 359.0 | INRTL | 1.0 | 0.02 | 0.2 | B | AUTO | VERN | 52 | 134 | 180 | 0 | |
| 0/22:30:00 | ORB RATE TAIL-SUN ROTATION | 79.4 | 182.4 | 359.0 | ROTR | 0.3 | 0.02 | 0.067 | A | AUTO | VERN | 37 | 176 | 180 | 0 | EIGEN AXIS P = 0 Y = 0 ROT RATE = 0.067°/SEC |
| 1/00:30:00 | RMS/PRCS INTERACTIONS - UNLOADED | 201.8 | 182.4 | 359.0 | INRTL | -- | -- | -- | A | AUTO & MAN | NORM & VERN | 111 | 173 | 180 | 0 | |
| 1/01:10:00 | ORB RATE TAIL-SUN ROTATION | 5.8 | 182.4 | 359.0 | ROTR | 0.3 | 0.02 | 0.067 | A | AUTO | VERN | 84 | 177 | 180 | 0 | EIGEN AXIS P = 0 Y = 0 ROT RATE = 0.067°/SEC |
| 1/10:45:00 | INITIATE AUTO MNVR TO IMU ALIGN ATT | -- | -- | -- | -- | 1.0 | 0.02 | 0.2 | B | AUTO | VERN | -- | -- | -- | -- | MNVR TIME = 15 MIN EIG ANG = 173 |
| 1/11:00:00 | IMU ALIGN ATT | 348.4 | 60.7 | 37.5 | INRTL | 1.0 | 0.02 | 0.2 | B | AUTO | VERN | 87 | 160 | 64 | 212 | -Y ST TO #57 -Z ST TO #55 ANG SEP = 89.9 |
| 1/11:10:00 | INITIATE AUTO MNVR TO PTC ATT | -- | -- | -- | -- | 1.0 | 0.02 | 0.2 | B | AUTO | VERN | -- | -- | -- | -- | MNVR TIME = 8 MIN EIG ANG = 91 |
| 1/11:18:00 | PTC ATT | 358.1 | 91.5 | 311.7 | INRTL | 1.0 | 0.02 | 0.2 | B | AUTO | VERN | 93 | 135 | 90 | 180 | |
| 1/11:25:00 | 0.4 DEG/SEC PTC ROTATION | 358.1 | 91.5 | 311.7 | ROTR | 1.0 | 0.02 | 0.4 | A | AUTO | VERN | 71 | 118 | 90 | 180 | EIGEN AXIS P = 0 Y = 0 ROT RATE = 0.4°/SEC |
| 1/22:40:00 | INITIATE AUTO MNVR TO IMU ALIGN | -- | -- | -- | -- | 1.0 | 0.02 | 0.2 | B | AUTO | VERN | -- | -- | -- | -- | MNVR TIME = 5 MIN EIG ANG = 55 |
| 1/22:45:00 | IMU ALIGN ATT | 16.3 | 88.3 | 2.6 | INRTL | 1.0 | 0.02 | 0.2 | B | AUTO | VERN | 163 | 119 | 85 | 162 | -Y ST TO STAR #34 -Z ST TO STAR #41 ANG SEP = 88.6 |
| 1/23:10:00 | INITIATE AUTO MNVR TO NOSE-SUN ATT | -- | -- | -- | -- | 1.0 | 0.02 | 0.2 | B | AUTO | VERN | -- | -- | -- | -- | MNVR TIME = 8 MIN EIG ANG = 90 |
| 1/23:18:00 | NOSE-SUN ATT | 53.6 | 4.2 | 1.8 | INRTL | 1.0 | 0.02 | 0.2 | B | AUTO | VERN | 60 | 327 | 1 | 0 | |
| 1/23:30:00 | TWICE ORB RATE NOSE-SUN ROTATION | 53.6 | 4.2 | 1.8 | ROTR | 1.0 | 0.02 | 0.135 | A | AUTO | VERN | 98 | 296 | 1 | 0 | EIGEN AXIS P = 180 Y = 0 ROT RATE = 0.135°/SEC |

TABLE 9-7 Continued

| MET (D/HH:MM:SS) | EVENT | ATTITUDE (P, Y, R EULER SEQ) | | | ATT MODE | DEADBANDS | | DISC RATE (°/sec) | DAP | | | EARTH | | SUN | | REMARKS |
|---------------------|--|---------------------------------|-------|-------|-------------|--------------|-----------------|-------------------------|-----|--------------|-------------------|-------|-----|-----|-----|--|
| | | Roll | Pitch | Yaw | | ATT (deg) | RATE (°/sec) | | SEL | CONT | RCS | θ | φ | θ | φ | |
| | | | | | | | | | | | | | | | | |
| 2/00:20:00 | RMS/PRCS INTERACTIONS - LOADED | 8.6 | 4.2 | 1.8 | INRTL | -- | -- | -- | A | | | 65 | 147 | 1 | 0 | |
| 2/00:45:00 | INITIATE AUTO MNVR TO NOSE-SUN ATT | -- | -- | -- | -- | 1.0 | 0.02 | 0.2 | B | AUTO | VERN | -- | -- | -- | -- | MNVR TIME = TBD MIN EIG ANG = TBD |
| 2/01:00:00 | TWICE ORB RATE NOSE-SUN ROTATION | 46.3 | 4.2 | 1.8 | ROTR | 1.0 | 0.02 | 0.135 | A | AUTO | VERN | 100 | 301 | 1 | 0 | EIGEN AXIS P = 180 Y = 0 ROT RATE = 0.135°/SEC |
| 2/07:42:00 | INITIATE AUTO MNVR IMU ALIGN ATT | -- | -- | -- | -- | 1.0 | 0.02 | 0.2 | B | AUTO | VERN | -- | -- | -- | -- | MNVR TIME = 7 MIN EIG ANG = 83 |
| 2/07:49:00 | IMU ALIGN ATT | 14.9 | 86.1 | 1.9 | INRTL | 1.0 | 0.02 | 0.2 | B | AUTO | VERN | 126 | 126 | 82 | 164 | -Y ST TO STAR #34 -Zby TO STAR #41 SEP ANG = 88.6 |
| 2/07:55:00 | -Z COAS CAL | | | | | N/A | N/A | N/A | A | MAN PULSE | NORM & VERN | 101 | 127 | 82 | 164 | -Zby to STAR #41 |
| 2/08:01:00 | INITIATE AUTO MNVR TO NOSE-SUN ATT | -- | -- | -- | -- | 1.0 | 0.02 | 0.2 | B | AUTO | VERN | -- | -- | -- | -- | MNVR TIME = 10 MIN EIG ANG = 120 |
| 2/08:10:00 | NOSE-SUN ATT | 114.8 | 4.2 | 1.8 | INRTL | 1.0 | 0.02 | 0.2 | B | AUTO | VERN | 50 | 275 | 1 | 0 | |
| 2/08:17:00 | TWICE ORB RATE NOSE-SUN ROTATION | 114.8 | 4.2 | 1.8 | ROTR | 1.0 | 0.02 | 0.135 | A | AUTO | VERN | 71 | 253 | 1 | 0 | EIGEN AXIS P = 180 Y = 0 ROT RATE = 0.135°/SEC |
| 2/21:50:00 | INITIATE AUTO MNVR TO IMU ALIGN ATT | -- | -- | -- | -- | 1.0 | 0.02 | 0.2 | B | AUTO | VERN | -- | -- | -- | -- | MNVR TIME = 12 MIN EIG ANG = 144 |
| 2/22:02:00 | IMU ALIGN ATT | 100.5 | 248.6 | 348.1 | INRTL | 1.0 | 0.02 | 0.2 | B | AUTO | VERN | 81 | 116 | 115 | 256 | -Y ST TO STAR #60 -Z ST TO STAR #49 SEP ANG = 84.1 |
| 2/22:14:00 | INITIATE AUTO MNVR TO NOSE-SUN ATT | -- | -- | -- | -- | 1.0 | 0.02 | 0.2 | B | AUTO | VERN | -- | -- | -- | -- | MNVR TIME = 11 MIN EIG ANG = 125 |
| 2/22:25:00 | NOSE-SUN ATT | 59.7 | 4.2 | 1.8 | INRTL | 1.0 | 0.02 | 0.2 | B | AUTO | VERN | 107 | 123 | 0 | 0 | |
| 2/22:30:00 | TWICE ORB RATE NOSE-SUN ROTATION | 59.7 | 4.2 | 1.8 | ROTR | 1.0 | 0.02 | 0.135 | A | AUTO | VERN | 91 | 111 | 0 | 0 | EIGEN AXIS P = 180 Y = 0 ROT RATE = 0.135°/SEC |
| 3/10:28:00 | INITIATE AUTO MNVR TO IMU ALIGN ATT | -- | -- | -- | -- | 1.0 | 0.02 | 0.2 | B | AUTO | VERN | -- | -- | -- | -- | MNVR TIME = 8 MIN EIG ANG = 86 |
| 3/10:36:00 | IMU ALIGN ATT | 16.3 | 88.3 | 2.6 | INRTL | 1.0 | 0.02 | 0.2 | B | AUTO | VERN | 116 | 122 | 84 | 162 | -Y ST TO STAR #34 -Z ST TO STAR #41 SEP ANG = 88.6 |

TABLE 9-7 Continued

| MET (D/HH:MM:SS) | EVENT | ATTITUDE (P, Y, R EULER SEQ) | | | ATT MODE | DEADBANDS | | DISC RATE (°/sec) | DAP | | | EARTH | | SUN | | REMARKS |
|---------------------|---|---------------------------------|-------|-----|-------------|--------------|-----------------|-------------------------|-----|------|------|-------|-----|-----|-----|--|
| | | Roll | Pitch | Yaw | | ATT (deg) | RATE (°/sec) | | SEL | CONT | RCS | θ | φ | θ | φ | |
| 3/10:45:00 | INITIATE AUTO MNVR TO NOSE-SUN ATT | -- | -- | -- | -- | 1.0 | 0.02 | 0.2 | B | AUTO | VERN | -- | -- | -- | -- | MNVR TIME = 10 MIN EIG ANG = 119 |
| 3/10:55:00 | NOSE-SUN ATT | 113.9 | 4.2 | 1.8 | INRTL | 1.0 | 0.02 | 0.2 | B | AUTO | VERN | 49 | 270 | 1 | 0 | |
| 3/11:00:00 | TWICE ORB RATE NOSE-SUN ROTATION | 113.9 | 4.2 | 1.8 | ROTR | 1.0 | 0.02 | 0.135 | A | AUTO | VERN | 63 | 254 | 1 | 0 | EIGEN AXIS P = 180 Y = 0 ROT RATE = 0.135°/SEC |
| 3/22:20:00 | MNVR TO L2U BURN ATT | -- | -- | -- | -- | 1.0 | 0.02 | 0.2 | B | AUTO | VERN | -- | -- | -- | -- | MNVR TIME = 9 MIN EIG ANG = 97 |
| 3/22:29:00 | L2U BURN ATT | 235.4 | 270 | 0 | LVLH | 1.0 | 0.02 | 0.2 | B | AUTO | VERN | 0 | 0 | 50 | 260 | |
| 3/22:35:00 | L2U IGNITION | | | | | 3.0 | 0.2 | 0.5 | B | AUTO | NORM | | | | | P = 0 Y = 0 OM = 235.4 |
| 3/22:36:40 | L2U CUTOFF | | | | | 3.0 | 0.2 | 0.5 | B | AUTO | NORM | | | | | 35.2 fps ΔV |
| 3/22:45:00 | INITIATE AUTO MNVR TO NOSE-SUN ATT | -- | -- | -- | -- | 1.0 | 0.02 | 0.2 | B | AUTO | VERN | -- | -- | -- | -- | MNVR TIME = 4 MIN EIG ANG = 43 |
| 3/22:49:00 | NOSE-SUN ATT | 49.0 | 5.7 | 2.5 | INRTL | 1.0 | 0.02 | 0.2 | B | AUTO | VERN | 50 | 328 | 1 | 0 | |
| 3/23:00:00 | TWICE ORB RATE NOSE-SUN ROTATION | 49.0 | 5.7 | 2.5 | ROTR | 1.0 | 0.02 | 0.135 | A | AUTO | VERN | 85 | 299 | 1 | 0 | EIGEN AXIS P = 180 Y = 0 ROT RATE = 0.135°/SEC |
| 3/23:40:00 | INITIATE AUTO MNVR TO IMU ALIGN ATT | -- | -- | -- | -- | 1.0 | 0.02 | 0.2 | B | AUTO | VERN | -- | -- | -- | -- | MNVR TIME = 5 MIN EIG ANG = 50 |
| 3/23:45:00 | IMU ALIGN ATT | 38.8 | 24.9 | 1.1 | INRTL | 1.0 | 0.02 | 0.2 | B | AUTO | VERN | 113 | 126 | 20 | 138 | |
| 4/00:05:00 | INITIATE AUTO MNVR TO NOSE-SUN ATT | -- | -- | -- | -- | 1.0 | 0.02 | 0.2 | B | AUTO | VERN | -- | -- | -- | -- | MNVR TIME = 5 MIN EIG ANG = 56 |
| 4/00:10:00 | NOSE-SUN ATT | 91.8 | 5.7 | 2.5 | INRTL | 1.0 | 0.02 | 0.2 | B | AUTO | VERN | 33 | 331 | 1 | 0 | |
| 4/00:24:00 | TWICE ORB RATE NOSE-SUN ROTATION | 91.8 | 5.7 | 2.5 | ROTR | 1.0 | 0.02 | 0.135 | A | AUTO | VERN | 67 | 268 | 1 | 0 | EIGEN AXIS P = 180 Y = 0 ROT RATE = 0.135°/SEC |
| 4/07:35:00 | INITIATE AUTO MNVR TO 1ST L-OMS BURN ATT | -- | -- | -- | -- | 1.0 | 0.02 | 0.2 | B | AUTO | VERN | -- | -- | -- | -- | MNVR TIME = 13 MIN EIG ANG = 150 |
| | | | | | | | | | | | | | | | | |

TABLE 9-7 Continued

| MET (D/HH:MM:SS) | EVENT | ATTITUDE (P, Y, R EULER SEQ) | | | ATT MODE | DEADBANDS | | DISC RATE (°/sec) | DAP | | | EARTH | | SUN | | REMARKS |
|---------------------|---|---------------------------------|-------|-------|-------------|----------------------|--------------------------|-------------------------|-----|------|------|-------|-----|-----|-----|--|
| | | Roll | Pitch | Yaw | | ATT (deg) | RATE (°/sec) | | SEL | CONT | RCS | θ | φ | θ | φ | |
| 4/07:48:00 | 1ST L-OMS BURN ATT | 350.1 | 2.7 | 24.1 | INRTL | 1.0 | 0.02 | 0.2 | B | AUTO | VERN | 62 | 3 | 22 | 287 | |
| 4/07:50:58 | 1ST L-OMS IGNITION | | | | | R=5 P, Y = 100 | R=2.05 P, Y = 1.25 | 1.0 | B | AUTO | NORM | | | | | 1.8 fps ΔV |
| 4/07:51:00 | 1ST L-OMS CUTOFF | | | | | 1.0 | 0.02 | 0.2 | B | AUTO | VERN | | | | | |
| 4/07:51:30 | INITIATE AUTO MNVR TO 2ND L-OMS BURN ATT | -- | -- | -- | -- | 1.0 | 0.02 | 0.2 | B | AUTO | VERN | -- | -- | -- | -- | MNVR TIME = 3 MIN EIG ANG = 34 |
| 4/07:54:30 | 2ND L-OMS BURN ATT | 333.0 | 34.9 | 11.5 | INRTL | 1.0 | 0.02 | 0.2 | B | AUTO | VERN | 55 | 5 | 31 | 222 | |
| 4/07:55:00.6 | 2ND L-OMS IGNITION | | | | | R=5 P, Y = 100 | R=2.05 P, Y = 1.25 | 1.0 | B | AUTO | NORM | | | | | 11.7 fps ΔV |
| 4/07:55:10.6 | 2ND L-OMS CUTOFF | | | | | 1.0 | 0.02 | 0.2 | B | AUTO | VERN | | | | | |
| 4/08:00:00 | INITIATE AUTO MNVR TO NOSE-SUN ATT | -- | -- | -- | -- | 1.0 | 0.02 | 0.2 | B | AUTO | VERN | | | | | MNVR TIME = 5 MIN EIG ANG = 56 |
| 4/08:05:00 | NOSE-SUN ATT | 289.1 | 5.7 | 2.5 | INRTL | 1.0 | 0.02 | 0.2 | B | AUTO | VERN | 116 | 36 | 0 | 0 | |
| 4/08:10:00 | TWICE ORB RATE NOSE-SUN ROTATION | 289.1 | 5.7 | 2.5 | ROTR | 1.0 | 0.02 | 0.135 | A | AUTO | VERN | 132 | 21 | 0 | 0 | EIGEN AXIS P = 180 Y = 0 ROT RATE = 0.135°/SEC |
| 4/08:40:00 | INITIATE AUTO MNVR TO IMU ALIGN ATT | -- | -- | -- | -- | | | | | | | -- | -- | -- | -- | MNVR TIME = 14 MIN EIG ANG = 159 |
| 4/08:54:00 | IMU ALIGN ATT | 252.9 | 252.4 | 348.9 | INRTL | 1.0 | 0.02 | 0.2 | B | AUTO | VERN | 83 | 147 | 113 | 105 | -Y ST TO STAR #41 -Z ST TO STAR #34 SEP ANG = 88.6 |
| 4/09:00:00 | INITIATE AUTO MNVR TO NOSE-SUN ATT | -- | -- | -- | -- | 1.0 | 0.02 | 0.2 | B | AUTO | VERN | -- | -- | -- | -- | MNVR TIME = 1 MIN EIG ANG = 3 |
| 4/09:01:00 | NOSE-SUN ATT | 116.8 | 5.7 | 2.5 | INRTL | 1.0 | 0.02 | 0.2 | B | AUTO | VERN | 34 | 340 | 0 | 0 | |
| 4/09:16:00 | TWICE ORB RATE NOSE-SUN ROTATION | 116.8 | 5.7 | 2.5 | ROTR | 1.0 | 0.02 | 0.135 | A | AUTO | VERN | 54 | 252 | 0 | 0 | EIGEN AXIS P = 180 Y = 0 ROT RATE = 0.135°/SEC |
| 4/20:50:00 | INITIATE AUTO MNVR TO IMU ALIGN ATT | -- | -- | -- | -- | 1.0 | 0.02 | 0.2 | B | AUTO | VERN | | | | | MNVR TIME = 8 MIN EIG ANG = 97 |

TABLE 9-7 Continued

| MET (D/HH:MM:SS) | EVENT | ATTITUDE (P, Y, R EULER SEQ) | | | ATT MODE | DEADBANDS | | DISC RATE (°/sec) | DAP | | | EARTH | | SUN | | REMARKS |
|---------------------|-------------------------------------|---------------------------------|-------|-------|-------------|--------------|-----------------|-------------------------|-----|-----------|------|-------|-----|-----|-----|--|
| | | Roll | Pitch | Yaw | | ATT (deg) | RATE (°/sec) | | SEL | CONT | RCS | θ | φ | θ | φ | |
| | | | | | | | | | | | | | | | | |
| 4/20:58:00 | IMU ALIGN ATT | 340.0 | 82.9 | 323.1 | INRTL | 1.0 | 0.02 | 0.2 | B | AUTO | VERN | 98 | 164 | 81 | 190 | -Y ST TO STAR #33 -Z ST TO STAR #47 SEP ANG = 91.6 |
| 4/21:13:00 | INITIATE AUTO MNVR TO NOSE-SUN ATT | -- | -- | -- | -- | 1.0 | 0.02 | 0.2 | B | AUTO | VERN | -- | -- | -- | -- | MNVR TIME = 7 MIN EIG ANG = 83 |
| 4/21:25:00 | NOSE-SUN ATT | 318.3 | 5.7 | 2.5 | INRTL | 1.0 | 0.02 | 0.2 | B | AUTO | VERN | 100 | 16 | 0 | 0 | |
| 4/21:30:00 | TWICE ORB RATE NOSE-SUN ATT | 318.3 | 5.7 | 2.5 | ROTR | 5.0 | 0.2 | 0.135 | A | AUTO | NORM | 117 | 4 | 0 | 0 | EIGEN AXIS P = 180 Y = 0 ROT RATE = 0.135°/SEC |
| 4/22:40:00 | VRCS THERMAL SOAKBACK | -- | -- | -- | | N/A | N/A | N/A | A | MAN PULSE | VERN | | | | | |
| 4/23:00:00 | INITIATE AUTO MNVR TO NOSE-SUN ATT | -- | -- | -- | | 3.0 | 0.2 | 0.2 | B | AUTO | NORM | -- | -- | -- | -- | MNVR TIME = TBD MIN EIG ANG = TBD |
| 4/23:20:00 | TWICE ORB RATE NOSE-SUN ROTATION | 150.5 | 5.7 | 2.5 | ROTR | 5.0 | 0.2 | 0.135 | A | AUTO | NORM | 141 | 56 | 0 | 0 | EIGEN AXIS P = 180 Y = 0 ROT RATE = 0.135°/SEC |
| 5/01:00:00 | VRCS THERMAL SOAKBACK | | | | | N/A | N/A | N/A | A | MAN PULSE | VERN | | | | | |
| 5/01:25:00 | INITIATE AUTO MNVR TO NOSE-SUN ATT | -- | -- | -- | -- | 3.0 | 0.2 | 0.2 | B | AUTO | NORM | -- | -- | -- | -- | MNVR TIME = TBD MIN EIG ANG = TBD |
| 5/01:41:00 | TWICE ORB RATE NOSE-SUN ROTATION | 94.6 | 5.7 | 2.5 | ROTR | 5.0 | 0.2 | 0.135 | A | AUTO | NORM | 59 | 266 | 0 | 0 | EIGEN AXIS P = 180 Y = 0 ROT RATE = 0.135°/SEC |
| 5/06:00:00 | INITIATE AUTO MNVR TO TOP-SUN ATT | -- | -- | -- | -- | 1.0 | 0.02 | 0.2 | B | AUTO | VERN | -- | -- | -- | -- | MNVR TIME = 9 MIN EIG ANG = 101 |
| 5/06:09:00 | TOP-SUN ATT | 174.0 | 91.0 | 297.2 | INRTL | 0.05 | 0.02 | 0.016 | A | AUTO | VERN | 67 | 306 | 90 | 0 | P 90 Y 0 TGT: SUN OM 318.6 |
| 5/08:45:00 | INITIATE AUTO MNVR TO IMU ALIGN ATT | -- | -- | -- | -- | 1.0 | 0.02 | 0.2 | B | AUTO | VERN | -- | -- | -- | -- | MNVR TIME = 12 MIN EIG ANG = 137 |
| 5/08:57:00 | IMU ALIGN ATT | 83.5 | 145.7 | 330.4 | INRTL | 1.0 | 0.02 | 0.2 | B | AUTO | VERN | 126 | 85 | 133 | 123 | -Y ST TO STAR #48 -Z ST TO STAR #44 SEP ANG = 83.9 |
| 5/09:02:00 | INITIATE AUTO MNVR TO TOP SUN ATT | -- | -- | -- | -- | 1.0 | 0.02 | 0.2 | B | AUTO | VERN | -- | -- | -- | -- | MNVR TIME = 12 MIN EIG ANG = 137 |
| 5/09:18:00 | TOP-SUN ATT | 173.9 | 91.0 | 297.2 | INRTL | 0.05 | 0.02 | 0.016 | A | AUTO | VERN | 39 | 265 | 90 | 0 | P 90 Y 0 TGT: SUN OM 318.6 |

TABLE 9-7 Continued

| MET (D/HH:MM:SS) | EVENT | ATTITUDE (P, Y, R EULER SEQ) | | | ATT MODE | DEADBANDS | | DISC RATE (°/sec) | DAP | | | EARTH | | SUN | | REMARKS |
|---------------------|---|---------------------------------|-------|-------|-------------|--------------|-----------------|-------------------------|-----|--------------|------|-------|-----|-----|-----|--|
| | | Roll | Pitch | Yaw | | ATT (deg) | RATE (°/sec) | | SEL | CONT | RCS | θ | φ | θ | φ | |
| | | | | | | | | | | | | | | | | |
| 5/20:49:00 | INITIATE AUTO MNVR TO IMU ALIGN ATT | -- | -- | -- | -- | 1.0 | 0.02 | 0.2 | B | AUTO | VERN | -- | -- | -- | -- | MNVR TIME = 11 MIN EIG ANG = 122 |
| 5/21:00:00 | IMU ALIGN ATT | 172.8 | 34.3 | 50.9 | INRTL | 1.0 | 0.02 | 0.2 | B | AUTO | VERN | 50 | 125 | 53 | 62 | -Y ST TO STAR #29 -Z ST TO STAR #22 SEP ANG = 83.8 |
| 5/21:05:00 | INITIATE AUTO MNVR TO TOP-SUN ATT | -- | -- | -- | -- | 1.0 | 0.02 | 0.2 | B | AUTO | VERN | -- | -- | -- | -- | MNVR TIME = 11 MIN EIG ANG = 122 |
| 5/21:16:00 | TOP-SUN ATT | 173.5 | 91.1 | 297.2 | INRTL | 0.05 | 0.02 | 0.016 | A | AUTO | VERN | 34 | 245 | 90 | 0 | OM = 321.2 |
| 5/23:19:00 | INITIATE AUTO MNVR TO COAS ATT #1 | -- | -- | -- | -- | 1.0 | 0.02 | 0.2 | B | AUTO | VERN | -- | -- | -- | -- | MNVR TIME = 8 MIN EIG ANG = 92 |
| 5/23:27:00 | COAS ATT #1 | 233.4 | 196.1 | 352.1 | INRTL | 1.0 | 0.02 | 0.2 | B | AUTO | VERN | 87 | 153 | 170 | 99 | -Zby TO STAR #12 |
| 5/23:43:00 | INITIATE AUTO MNVR TO COAS ATT #2 | -- | -- | -- | -- | 1.0 | 0.02 | 0.5 | B | AUTO | VERN | -- | -- | -- | -- | MNVR TIME = 3 MIN EIG ANG = 90 |
| 5/23:46:00 | COAS ATT #2 | 200.8 | 272.8 | 57.8 | INRTL | 1.0 | 0.02 | 0.2 | B | AUTO | VERN | 67 | 182 | 90 | 164 | -Zby TO STAR #19 |
| 6/00:09:00 | INITIATE AUTO MNVR TO TOP-SUN ATT | -- | -- | -- | -- | 1.0 | 0.02 | 0.2 | B | AUTO | VERN | -- | -- | -- | -- | MNVR TIME = 15 MIN EIG ANG = 180 |
| 6/00:24:00 | TOP-SUN ATT | 173.4 | 91.1 | 297.2 | INRTL | 0.05 | 0.02 | 0.016 | A | AUTO | VERN | 46 | 187 | 90 | 0 | OM = 321.6 |
| 6/01:05:00 | RCS HOT FIRE TEST | | | | | N/A | N/A | N/A | A | MAN PULSE | NORM | | | | | |
| 6/01:15:00 | RE-INITIATE TOP-SUN ATT | -- | -- | -- | -- | 1.0 | 0.02 | 0.2 | B | AUTO | VERN | -- | -- | -- | -- | MNVR TIME = TBD EIG ANG = TBD |
| 6/01:30:00 | TOP-SUN ATT | 173.4 | 91.1 | 297.2 | INRTL | 0.05 | 0.02 | 0.016 | A | AUTO | VERN | 65 | 310 | 90 | 0 | OM = 321.9 |
| 6/03:45:00 | INITIATE AUTO MNVR TO IECM GAS RELEASE ATT | -- | -- | -- | -- | 1.0 | 0.02 | 0.5 | B | AUTO | VERN | -- | -- | -- | -- | MNVR TIME = 6 MIN EIG ANG = 151 |
| 6/03:51:00 | IECM GAS RELEASE ATT | 0 | 90 | 270 | LVLH | 1.0 | 0.02 | 0.2 | B | AUTO | VERN | 90 | 270 | 116 | 13 | |
| 6/03:55:00 | GAS RELEASE ROTATION | 129.3 | 148.6 | 52.2 | ROTR | 1.0 | 0.02 | .007 | B | AUTO | VERN | 90 | 278 | 116 | 4 | EIGEN AXIS P = 180 Y = 0 ROT RATE = 0.007°/SEC |

TABLE 9-7 Continued

| MET (D/HH:MM:SS) | EVENT | ATTITUDE (P,Y,R EULER SEQ) | | | ATT MODE | DEADBANDS | | DISC RATE (°/sec) | DAP | | | EARTH | | SUN | | REMARKS |
|---------------------|-------------------------------------|-------------------------------|-------|-------|-------------|--------------|-----------------|-------------------------|-----|------|------|-------|-----|-----|-----|--|
| | | Roll | Pitch | Yaw | | ATT (deg) | RATE (°/sec) | | SEL | CONT | RCS | θ | φ | θ | φ | |
| 6/04:40:00 | STOP GAS RELEASE | 110.4 | 148.6 | 52.2 | INRTL | 1.0 | 0.02 | .007 | B | AUTO | VERN | 90 | 118 | 116 | 23 | |
| 6/04:41:00 | INITIATE AUTO MNVR TO TOP-SUN ATT | -- | -- | -- | -- | 1.0 | 0.02 | 0.2 | B | AUTO | VERN | -- | -- | -- | -- | MNVR TIME = 12 MIN EIG ANG = 136 |
| 6/04:53:00 | TOP-SUN ATT | 173.2 | 91.1 | 297.2 | INRTL | 0.05 | 0.02 | 0.016 | A | AUTO | VERN | 49 | 183 | 90 | 0 | OM = 322.4 |
| 6/08:52:00 | INITIATE AUTO MNVR TO IMU ALIGN ATT | -- | -- | -- | -- | 1.0 | 0.02 | 0.2 | B | AUTO | VERN | -- | -- | -- | -- | MNVR TIME = 8 MIN EIG ANG = 94 |
| 6/09:00:00 | IMU ALIGN ATT | 174.1 | 57.6 | 25.8 | INRTL | 1.0 | 0.02 | 0.2 | B | AUTO | VERN | 39 | 117 | 53 | 22 | -Y ST TO STAR #49 -Z ST TO STAR #60 SEP ANG = 84.1 |
| 6/09:15:00 | INITIATE AUTO MNVR TO TOP-SUN ATT | -- | -- | -- | -- | 1.0 | 0.02 | 0.2 | B | AUTO | VERN | -- | -- | -- | -- | MNVR TIME = 8 MIN EIG ANG = 94 |
| 6/09:23:00 | TOP-SUN ATT | 173.1 | 91.2 | 297.2 | INRTL | 0.05 | 0.02 | 0.016 | A | AUTO | VERN | 55 | 176 | 90 | 0 | OM = 323 |
| 6/10:10:00 | 0.4 DEG/SEC PTC ROTATION | 173.1 | 91.2 | 297.2 | ROTR | 1.0 | 0.02 | 0.4 | A | AUTO | VERN | 118 | 349 | 90 | 0 | EIGEN AXIS P = 0 Y = 0 ROT RATE = 0.4°/SEC |
| 6/18:30:00 | INITIATE AUTO MNVR TO IMU ALIGN ATT | -- | -- | -- | -- | 1.0 | 0.02 | 0.2 | B | AUTO | VERN | | | | | MNVR TIME = 10 MIN EIG ANG = 118 |
| 6/18:40:00 | IMU ALIGN ATT | 34.8 | 24.9 | 1.1 | INRTL | 1.0 | 0.02 | 0.2 | B | AUTO | VERN | 134 | 128 | 17 | 138 | -Y ST TO STAR #21 -Z ST TO STAR #17 SEP ANG |
| 6/19:15:00 | INITIATE AUTO MNVR TO PTC ATT | -- | -- | -- | -- | 1.0 | 0.02 | 0.2 | B | AUTO | VERN | | | | | MNVR TIME = 10 MIN EIG ANG = 118 |
| 6/19:20:00 | PTC ATT | 172.7 | 91.2 | 297.2 | INRTL | 1.0 | 0.02 | 0.2 | B | AUTO | VERN | 68 | 317 | 90 | 0 | |
| 6/19:30:00 | 0.4 DEG/SEC PTC ROTATION | 172.7 | 91.2 | 297.2 | ROTR | 1.0 | 0.02 | 0.4 | A | AUTO | VERN | 39 | 281 | 90 | 0 | EIGEN AXIS P = 0 Y = 0 ROT RATE = 0.4°/SEC |
| 6/20:38:00 | INITIATE AUTO MNVR TO TAIL-SUN ATT | -- | -- | -- | -- | 1.0 | 0.02 | 0.4 | A | AUTO | VERN | -- | -- | -- | -- | MNVR TIME = 6 MIN EIG ANG = 129 |
| 6/20:44:00 | TAIL-SUN ATT | 6.2 | 185.0 | 356.2 | INRTL | 1.0 | 0.02 | 0.4 | A | AUTO | VERN | 147 | 157 | 177 | 183 | SUN 3° BELOW -xby |
| 6/21:02:00 | APU PRESTART | | | | | 5.0 | 0.2 | 0.02 | A | AUTO | NORM | | | | | |

TABLE 9-7 Continued

| MET (D/HH:MM:SS) | EVENT | ATTITUDE (P, Y, R EULER SEQ) | | | ATT MODE | DEADBANDS | | DISC RATE (°/sec) | DAP | | | EARTH | | SUN | | REMARKS |
|---------------------|-------------------------------------|---------------------------------|-------|-------|-------------|--------------|-----------------|-------------------------|-----|-----------|------|-------|-----|-----|-----|--|
| | | Roll | Pitch | Yaw | | ATT (deg) | RATE (°/sec) | | SEL | CONT | RCS | θ | φ | θ | φ | |
| | | | | | | | | | | | | | | | | |
| 6/21:12:00 | SENSOR TEST | | | | | N/A | N/A | N/A | A | MAN PULSE | VERN | | | | | |
| 6/21:22:00 | RE-INITIATE TAIL-SUN ATT | -- | -- | -- | -- | 3.0 | 0.2 | 0.2 | B | AUTO | NORM | -- | -- | -- | -- | MNVR TIME = TBD MIN EIG ANG = TBD |
| 6/21:37:00 | TAIL-SUN ATT | 6.2 | 185.0 | 356.2 | INRTL | 3.0 | 0.2 | 0.2 | B | AUTO | NORM | 60 | 5 | 177 | 182 | |
| 6/23:30:00 | INITIATE AUTO MNVR TO TOP-SUN ATT | -- | -- | -- | -- | 3.0 | 0.2 | 0.2 | B | AUTO | NORM | -- | -- | -- | -- | MNVR TIME = 8 MIN EIG ANG = 93 |
| 6/23:38:00 | TOP-SUN ATT | 3.5 | 277.6 | 6.4 | INRTL | 3.0 | 0.2 | 0.2 | B | AUTO | NORM | 100 | 21 | 90 | 0 | |
| 7/00:34:00 | INITIATE AUTO MNVR TO IMU ALIGN ATT | -- | -- | -- | -- | 3.0 | 0.2 | 0.2 | B | AUTO | NORM | -- | -- | -- | -- | MNVR TIME = 7 MIN EIG ANG = 83 |
| 7/00:41:00 | IMU ALIGN ATT | 11.4 | 358.0 | 18.8 | INRTL | 3.0 | 0.2 | 0.2 | B | AUTO | NORM | 88 | 147 | 18 | 292 | -Y ST TO STAR #12 -Z ST TO STAR #31 SEP ANG = 82.9 |
| 7/00:47:00 | INITIATE AUTO MNVR TO IMU VER ATT | -- | -- | -- | -- | 3.0 | 0.2 | 0.2 | B | AUTO | NORM | -- | -- | -- | -- | MNVR TIME = 5 MIN EIG ANG = 53 |
| 7/00:52:00 | IMU VER ATT | 33.4 | 33.9 | 347.0 | INRTL | 3.0 | 0.2 | 0.2 | B | AUTO | NORM | 93 | 109 | 31 | 116 | -Y ST TO STAR #50 -Z ST TO STAR #31 SEP ANG = 91.9 |
| 7/00:57:00 | MNVR TO TOP-SUN ATT | -- | -- | -- | -- | 3.0 | 0.2 | 0.2 | B | AUTO | NORM | -- | -- | -- | -- | MNVR TIME = 3 MIN EIG ANG = 25 |
| 7/01:00:00 | TOP-SUN ATT | 171.9 | 84.6 | 336.5 | INRTL | 3.0 | 0.2 | 0.2 | B | AUTO | NORM | 106 | 337 | 79 | 0 | |
| 7/01:08:00 | CONFIG RJDs FOR ENTRY | | | | | 5.0 | 0.2 | 0.2 | A | AUTO | NORM | | | | | |
| 7/01:20:00 | DPS RECONFIG TO GNC 3 | | | | | 3.5 | 0.3 | 0.2 | * | AUTO | * | | | | | |
| 7/02:11:00 | INITIATE MNVR TO DEORBIT BURN ATT | -- | -- | -- | -- | 3.5 | 0.3 | 0.2 | * | AUTO | * | | | | | MNVR TIME = 2 MIN EIG ANG = 23 |
| 7/02:13:00 | DEORBIT BURN ATT | 146 | 77 | 342 | INRTL | 3.5 | 0.3 | 0.2 | * | AUTO | * | 87 | 0 | 71 | 24 | |
| 7/02:31:47 | DEORBIT IGNITION | | | | | 3.5 | 0.3 | 0.2 | * | AUTO | * | | | | | ORB 170 HR 34 MIN |

TABLE 9-7 Concluded

| MET (D/HH:MM:SS) | EVENT | ATTITUDE (P,Y,R EULER SEQ) | | | ATT MODE | DEADBANDS | | DISC RATE (^o /sec) | DAP | | | EARTH | | SUN | | REMARKS |
|---------------------|-----------------------|-------------------------------|-------|-----|-------------|--------------|------------------------------|--------------------------------------|-----|------|-----|--------------|--------------|--------------|--------------|-------------------------------------|
| | | Roll | Pitch | Yaw | | ATT (deg) | RATE (^o /sec) | | SEL | CONT | RCS | ^o | ^o | ^o | ^o | |
| 7/02:34:17 | DEORBIT CUTOFF | | | | | 3.5 | 0.3 | 0.2 | * | AUTO | * | | | | | |
| 7/02:35:00 | INITIATE MNVR TO EI-5 | -- | -- | -- | -- | 3.5 | 0.3 | 0.2 | * | AUTO | * | -- | -- | -- | -- | MNVR TIME = 13 MIN EIG ANG = 147 |
| 7/02:48:00 | EI-5 ATT | 200 | 290 | 35 | INRTL | 3.5 | 0.3 | 0.2 | * | AUTO | * | 125 | 180 | 78 | 156 | |
| 7/02:48:46 | EI-5 | 1 | 39 | 358 | LVLH | 3.5 | 0.3 | 0.2 | * | AUTO | * | 129 | 181 | 80 | 156 | |
| | | | | | | | | | | | | | | | | |
| | | | | | | | | | | | | | | | | |
| | | | | | | | | | | | | | | | | |
| | | | | | | | | | | | | | | | | |
| | | | | | | | | | | | | | | | | |
| | | | | | | | | | | | | | | | | |
| | | | | | | | | | | | | | | | | |
| | | | | | | | | | | | | | | | | |
| | | | | | | | | | | | | | | | | |
| | | | | | | | | | | | | | | | | |
| | | | | | | | | | | | | | | | | |

ABBREVIATIONS/ACRONYMS

More complete compilations of abbreviations and acronyms are available in the Acronyms and Abbreviations Dictionary (Ref. 5).

ABBREVIATIONS/ACRONYMS

| | |
|------|---|
| ACIP | AERODYNAMIC COEFFICIENTS IDENTIFICATION PACKAGE |
| ACN | ASCENSION ISLAND (STDN SITE) |
| ACT | ACTIVATE |
| ADI | ATTITUDE DIRECTION INDICATOR |
| AGO | SANTIAGO, CHILE (STDN SITE) |
| ANT | ANTENNA |
| AOA | ABORT ONCE AROUND |
| AOS | ACQUISITION OF SIGNAL |
| ATCS | ACTIVE THERMAL CONTROL SYSTEM |
| ATT | ATTITUDE |
| ATO | ABORT TO ORBIT |
| BDA | BERMUDA ISLAND, BWI (STDN SITE) |
| BOT | BOTSWANA (STDN SITE) |
| BUC | BUCKHORN, CALIFORNIA (STDN SITE) |
| BYP | BYPASS |
| CAL | CALIBRATION |
| CCTV | CLOSED CIRCUIT TV |
| CCU | CREWMAN COMMUNICATIONS UMBILICAL |
| CDR | COMMANDER |
| CDT | CENTRAL DAYLIGHT TIME |
| CHG | CHANGE |
| CL | CHECKLIST |
| COAS | CREWMAN OPTICAL ALIGNMENT SIGHT |
| C&W | CAUTION AND WARNING |
| DAP | DIGITAL AUTO PILOT |
| DB | DEADBAND |

DEU DISPLAY ELECTRONICS UNIT
DFI DEVELOPMENT FLIGHT INSTRUMENTATION
DKR DAKAR, SENEGAL (STDN SITE)
DTO DETAILED TEST OBJECTIVE

ECLS ENVIRONMENTAL CONTROL LIFE SUPPORT SYSTEM
EDW EDWARDS AFB, CALIFORNIA (DEORB OPT SITE)
EES EMERGENCY EJECTION SUITS
EEVT ELECTROPHORESIS EQUIPMENT VERIFICATION TEST
EMU EXTRAVEHICULAR MOBILITY UNIT
ENA ENABLE
EVA EXTRAVEHICULAR ACTIVITY

FC FUEL CELL
FDF FLIGHT DATA FILE
FES FLASH EVAPORATOR SYSTEM
FM FREQUENCY MODULATION
FRD FLIGHT REQUIREMENTS DOCUMENT
FRZ FREEZE
FSO FUNCTIONAL SUPPLEMENTARY OBJECTIVE
FTO FUNCTIONAL TEST OBJECTIVE
FWD FORWARD

GDS GOLDSTONE, CALIFORNIA (STDN SITE, 1ST ANTENNA)
GDY GOLDSTONE, CALIFORNIA (STDN SITE, 2ND ANTENNA)
GMT GREENWICH MEAN TIME
GNC GUIDANCE NAVIGATION AND CONTROL
GPC GENERAL PURPOSE COMPUTER
GSTDN GROUND SPACE TRACKING & DATA NETWORK
GWM GUAM ISLAND, U.S. (STDN SITE)

| | |
|-------|--|
| HAW | HAWAII (KAUAI, STDN SITE) |
| HIC | HICKAM AIR FORCE BASE |
| HL | HI LOAD FLASH EVAPORATOR |
| HYD | HYDRAULIC |
| IECM | INDUCED ENVIRONMENTAL CONTAMINATION MONITOR |
| IMU | INERTIAL MEASUREMENT UNIT |
| INH | INHIBIT |
| INRTL | INERTIAL |
| IOS | INDIAN OCEAN (SGLC SITE) |
| KAD | KADENA AIR FORCE STATION |
| KSC | KENNEDY SPACE CENTER |
| LOS | LOSS-OF-SIGNAL |
| LVLH | LOCAL VERTICAL LOCAL HORIZONTAL |
| MAD | MADRID, SPAIN (STDN SITE, 1ST ANTENNA) |
| MAX | MADRID, SPAIN (STDN SITE, 2ND ANTENNA) |
| MCC | MISSION CONTROL CENTER |
| MDM | MULTIPLEXER/DEMULTIPLEXER |
| MECH | MECHANISM |
| MECO | MAIN ENGINE CUTOFF |
| MET | MISSION ELAPSED TIME |
| MIL | MERRITT ISLAND, FLORIDA (STDN SITE) |
| MILA | MERRITT ISLAND LAUNCH AREA |
| MLR | MONODISPERSE LATEX REACTOR |
| MLX | MERRITT ISLAND, FLORIDA (STDN SITE, 2ND ANTENNA) |
| MNVR | MANEUVER |
| MPM | MANIPULATOR POSITION MECHANISM |
| MPS | MAIN PROPULSION SYSTEM |

| | |
|-------|---|
| MRL | MANIPULATOR RETENTION LATCHES |
| MTVC | MANUAL THRUST VECTOR CONTROL |
| NAV | NAVIGATION |
| NOR | NORTHROP STRIP |
| OI | OPERATIONAL INSTRUMENTATION |
| OMS | ORBITAL MANEUVERING SYSTEM |
| OPS | OPERATIONS; OPERATIONAL SEQUENCE |
| ORB | ORBITER |
| ORR | ORRORAL VALLEY, AUSTRALIA (STDN SITE) |
| PCL | PALLET COOLANT LOOP |
| PCM | PULSE-CODE MODULATION |
| PDP | PLASMA DIAGNOSTICS PACKAGE |
| PDP | POST INSERTION DEORBIT PREP CHECKLIST |
| PDRS | PAYLOAD DEPLOYMENT and RETRIEVAL SYSTEM |
| PL | PAYLOAD |
| PLD | PAYLOAD |
| PLBD | PAYLOAD BAY DOORS |
| PLT | PILOT |
| PM | PHASE MODULATION |
| PMC | PRIVATE MEDICAL COMMUNICATION |
| PMP | PUMP |
| PRCS | PRIMARY REACTION CONTROL SYSTEM |
| PRO | PROCEED |
| PSA | PRE/POST SLEEP ACTIVITY |
| PTC | PASSIVE THERMAL CONTROL |
| PWRDN | POWERDOWN |
| QUI | QUITO, ECUADOR (STDN SITE) |

| | |
|----------|---|
| RCS | REACTION CONTROL SYSTEM |
| REF | REFERENCE |
| REFSMMAT | REFERENCE STABLE MEMBER MATRIX |
| RELMAT | RELATIVE MATRIX |
| RF | RADIO FREQUENCY |
| RMS | REMOTE MANIPULATOR SYSTEM |
| ROT | ROTATION/ROTA FIELD |
| RTC | REAL TIME COMMAND |
| S TRK | STAR TRACKER |
| SAA | SOUTH ATLANTIC ANOMALY |
| S-BD | S-BAND |
| SEL | SELECT |
| SGLS | SPACE GROUND LINK SYSTEM/STATION (DOD) |
| SIA | SHUTTLE INDUCED ATMOSPHERE |
| SPC | STORED PROGRAM COMMAND |
| ST | STAR TRACKER |
| STDN | SPACE TRACKING & DATA NETWORK |
| STS | SPACE TRANSPORTATION SYSTEM |
| SUSIM | SOLAR ULTRAVIOLET SPECTRAL IRRADIANCE MONITOR |
| TB | TALKBACK |
| TIG | TIME OF IGNITION |
| TUL | TULA PEAK, NEW MEXICO (STDN SITE) |
| UHF | ULTRA HIGH FREQUENCY |
| VAC | VACUUM |
| VCAP | VEHICLE CHARGING AND POTENTIAL EXP |
| VRCS | VERNIER REACTION CONTROL SYSTEM |
| VTR | VIDEO TAPE RECORDER |

WB WIDEBAND
WCS WASTE COLLECTION SYSTEM
WMC WASTE MANAGEMENT COMPARTMENT

XFER TRANSFER
X-POP X BODY AXIS PERPENDICULAR TO ORBIT PLANE
X-RAY POLAR SOLAR FLARE X-RAY POLARIMETER

YAR YARRAGADEE
Y-POP Y BODY AXIS PERPENDICULAR TO ORBIT PLANE

-ZLV -Z LOCAL VERTICAL (-Z BODY AXIS TOWARDS EARTH)

This Page Intentionally Blank

REFERENCES

REFERENCES

1. Flight Requirements Document, Space Shuttle Orbital Flight Test, Space Transportation System, (STS-3), Basic, with changes made up to January 15, 1982, JSC 10783
2. STS-3 Flight Profile, February 1981 (January 30, 1982 launch date)
3. Flight Planning Annex-Part II, EEVT, JSC-14045, April 1981
4. STS Work Day Handbook, JSC 10541, February 14, 1980
5. Acronyms and Abbreviations Dictionary, JSC-11764, April 15, 1980
6. Flight Planning Annex, OSS-1 Payload, June 1981