

Ascent Checklist

STS-86

**Mission Operations Directorate
Flight Design and Dynamics Division**

**Final
June 13, 1997**

National Aeronautics and
Space Administration

Lyndon B. Johnson Space Center
Houston, Texas




MISSION OPERATIONS DIRECTORATE

**ASCENT CHECKLIST
STS-86**


FINAL
June 13, 1997

PREPARED BY:


Allison K. Riley
Book Manager

APPROVED BY:


J. Ken Patterson
Lead Ascent GPO


Gregory T. Oliver
Chief, Ascent/Descent Dynamics Branch

This document is under the configuration control of the Crew Procedures Control Board (CPCB). All proposed changes must be submitted on JSC Form 482 to DO3/FDF Manager.

Additional distribution of this book for official use must be requested in writing to DO3/FDF Manager. The request must include justification and requester's name, organization, position, and phone number. Contractor requests are made through the NASA or DOD organization supported. Deletions, reduction in quantity, or change of address may be submitted to DO3/FDF Management Office, (281) 244-1184.

ASC/86/FIN

NOTES

1. The STS-86 trajectory data in this checklist is based on the STS-86 One Cycle to Flight load and the September environment.
2. The Handover/Ingress Switch List gives the vehicle configuration at LCC/MCC handover (SRB Ignition) and flight crew ingress (T-3:00). If there is a switch position difference between ingress and handover, the ingress position will be boxed beside the handover position.
3. The time reference used in the Prelaunch procedures is the T- (Time to Launch) that LCC uses. This time does not reflect planned holds. The second time referenced in parentheses reflects the planned holds. The mission elapsed time (MET) has MET = 0 at SRB ignition.
4. Normal Flight Procedures are for liftoff through the OMS 2 burn.
5. The Abort to Orbit (ATO) procedures and the Backup Flight System (BFS) procedures are integrated into the appropriate parts of this checklist.
6. AOA procedures terminate with ENTRY MANEUVERS Cue Cards.
7. Ascent Flip Book for the CDR and PLT will be fabricated from the FB pages in section 2.
8. Ascent related cue cards are contained in this document. The cue cards are listed in the Ascent Cue Card section. Some cards are printed in the body of the checklist for MS use and also in the Cue Card Config section for reference of crop marks and fabrication instructions. The size, shape, and Velcro location of the cue cards are controlled by the Cue Card Book Manager.
9. Mission STS-86 is flown with vehicle OV104.

<u>CONTENTS</u>	<u>PAGE</u>
PRELAUNCH PROCEDURES	1-1
ASCENT PROCEDURES (FLIP BOOK)	2-1
RTLS CDR (CIL)	FB 2-12
TAL CDR (CIL)	FB 2-14
ASCENT CUE CARDS	2-23
ABORT CUE CARDS	2-29
POST OMS 1 BURN PROCEDURES	3-1
OMS 2 BURN CARDS	4-1
POST OMS 2 BURN PROCEDURES	5-1
AOA PADS	6-1
AOA PROCEDURES	6-7
AOA DEORBIT BURN AND DEORBIT BURN MONITOR CARDS	6-17
AOA POST DEORBIT BURN	6-27
OMS/RCS POST BURN RECONFIG (CIL)	6-28
OMS FAILURE	6-37
OMS/RCS ΔV	6-39
OMS TARGETS, COMM COVERAGE, LAND SITES ...	7-1
WEATHER PADS	8-1
SWITCH LIST	9-1
CUE CARD CONFIG	10-1

PRELAUNCH PROCEDURES

ABORT/RECYCLE PROCEDURES

NOTE

These recycle procedures will be used inside T-5 min

OTC (or NTD) will call for BFS Safing, SRB Safing, APU Shutdn, Heater Reconfig (Aerosurface positioning complete), MPS He Reconfig, OMS/RCS Reconfig, RCS Driver and OMS Safing, and Main Bus Switch Safing as reqd

C BFS SAFING (On NTD call)

O6 GPC MODE 5 - HALT
Report BFS Safing complete

MS1 SRB SAFING (On NTD call - If reqd)

O17 MEC 1 - OFF
... Wait 2 sec, then ...
MEC 2 - OFF
Report SRB Safing complete

P APU SHUTDN (On OTC call)

R2 APU OPER (three) - OFF
FUEL TK VLV (three) - CL
✓Shutdn (Hyd Press)
CNTLR PWR (three) - OFF
HYD CIRC PUMP (three) - GPC

Report APU Shutdn complete

C HEATER RECONFIG (On OTC call)

L2 FLASH EVAP FDLN HTR (two) - 2

Report Heater Reconfig complete

PRE-
LAUNCH

NOTE

Numerous non time-critical steps
for recycle will be individually
called by OTC

P MPS He RECONFIG (On OTC call)

R2 MPS He ISOL A,B (six) - GPC
PNEU He ISOL - GPC

Report MPS He Reconfig complete

P OMS/RCS RECONFIG (On OTC call)

O8 L,R OMS
✓TK ISOL (four) - GPC (tb-OP)
✓XFEED (four) - GPC (tb-CL)

FWD RCS

He PRESS (two) - GPC (tb-OP)
✓TK ISOL (two) - GPC (tb-OP)
✓MANF ISOL 1,2,3,4,5 - GPC
(tb-OP)

O7 AFT L,R RCS

He PRESS (four) - GPC (tb-OP)
✓TK ISOL (six) - GPC (tb-OP)
✓MANF ISOL 1,2,3,4,5 (ten) - GPC
(tb-OP)

Report OMS/RCS Reconfig complete

C, **RCS DRIVER AND OMS SAFING**
MS2 **(On OTC call)**

MS2 O14:F RJD DRIVER (three) - OFF
 LOGIC (three) - OFF
 L OMS ENG VLV - OFF
O15:F RJD DRIVER (two) - OFF
 LOGIC (two) - OFF
O16:F RJD DRIVER (four) - OFF
 LOGIC (three) - OFF
 R OMS ENG VLV - OFF

C C3 OMS ENG (two) - OFF

Report RCS Driver and OMS Safing
complete

MS2 **MAIN BUS SWITCH SAFING (On OTC call)**

O13:A cb ESS 1BC MNA CONTR - op
 :C 2CA MNB CONTR - op
 :E 3AB MNC CONTR - op
O14:B MNA MNC CONTR - op
O15:B MNB MNA CONTR - op
O16:B MNC MNB CONTR - op

Report Main Bus Switch Safing
complete

1: GNC GPC MEMORY	2: GNC 104 GND IMU CNTL/MON
3: GNC GPC MEMORY	

-3:00:00
(Hold)

PRE-INGRESS SW RECONFIG

ASP configures OI PCMMU PWR - 1*** (C3),
INST PWR - FLT/MPS (F6), INST PWR - ON
(F8). ESS BUS SOURCE FC (three) - ON, AC
BUS SNSR (three) - OFF (1 sec) then AUTO
TRIP (R1), cb APU FU TK VLV ENA (six) - cl (R2).
OTC will call: (~2 min) ESS BUS SOURCE FC
(three) - OFF, AC BUS SNSR (three) - OFF
(1 sec) then MON (R1), cb ESS MN CONTR
(three) - cl (O13), cb MN CONTR (three) - cl
(O14,O15,O16)

PAYLOAD ACTIVATION

A6U ✓ PL RETEN PL SEL - MON

NAVAIDS ACTIVATION

O8 MLS CH pb/tw (three) - 6
RADAR ALTM (two) - ON
O7 TACAN CH pb/tw (three) - 059Y
ANT SEL (three) - AUTO
MODE (three) - GPC

If OV103,4,5:

A13 GPS PRE AMPL UC - MNC
LC - MNA
PWR - ON

-2:25:00 A
(-3:15:00)

INGRESS ORBITER & SEATS

During seat ingress COMM
PWR - ON (L5,R6)
CCU PWR - ON (A11,A15,MO39M)

O5,O9, AUD VOX SENS (as needed) - adj as
R10,L9, reqd
MO42F Contact LCC (OTC & NTD) and MCC on
A/G 1

1: GNC GPC MEMORY	2: GNC 104 GND IMU CNTL/MON
3: GNC GPC MEMORY	

Install ASC Flip Cards
 ✓ Cue Card positions

-2:10:00
 (-3:00:00)

POST INGRESS SW RECONFIG

ASP turns on RCS 1,2,3,4
 DRIVERS (eight) (O14,O15,O16),
 OMS ENG VLV (two) (O14,O16),
 GPC OUTPUT 5 - B/U (O6)

NOTE

ASP doing C/W VOL adjust,
 expect MA

-1:57:00
 (-2:47:00)

(DEU Equivalent)

NOTE

IMU preflight align begins

-1:35:00 A
 (-2:25:00)

LCC ASTRO COMM CHECK

LCC will contact all crew on A/G 1,
 A/G 2, ICOM A, ICOM B then A/A

A MCC A/G VOICE CHECK

B A/G 1 Voice Check
 O5,O9 L,R AUD A/G 2 (two) - OFF
 A/A (two) - OFF
 Voice check with MCC

A/G 2 Voice Check
 L,R AUD A/G 2 (two) - T/R
 1 (two) - OFF
 Voice check with MCC

A/A Voice Check
 L,R AUD A/A (two) - T/R
 A/G 2 (two) - OFF
 Voice check with MCC

1: GNC GPC MEMORY 2: GNC 104 GND IMU CNTL/MON

3: GNC GPC MEMORY

- A O5,O9, Simo Voice Check (Launch Config)
 - R10, L,R AUD A/G 1 (two) - T/R
 - L9, 2 (two) - T/R
 - MO42F Voice check with MCC

NOTE

Side hatch closure

-1:10:00 C
(-2:00:00)

CABIN LEAK CHECK

- L2 CAB VENT ISOL - OP (tb-OP)
 - ✓tb - CL
- O1 ✓CAB PRESS - incr to 16.7 (MA)

NOTE

Flt crew functions from this point on will be initiated by a call from OTC to proceed. Flt crew will report back to OTC after completion

-45:00 C
(-1:35:00)

CABIN VENT REDUNDANCY CONFIG

NOTE

Vent vlv operation may occur earlier or later at LCC direction

- L2 CAB VENT ISOL - CL (tb-CL)
 - VENT - OP (tb-OP)

-40:00 C
(-1:30:00)

CABIN VENT

- L2 CAB VENT ISOL - OP (tb-OP)
 - (klaxon)
 - ✓tb - OP
- O1 ✓PRESS - decr

1: GNC GPC MEMORY | 2: GNC 104 GND IMU CNTL/MON

3: GNC GPC MEMORY

-32:00 C **PASS/BFS TRANSFER PREP**
(-1:22:00)

O6 ✓GPC MODE 5 - STBY (tb-RUN)
C3 ✓BFC CRT SEL - 3+1
DISP - ON

3: GNC BFS MEMORY

CRT3 PASS/BFS XFER ENA - ITEM 25 EXEC
✓ITEM 25 (*)

-30:00 C **OMS GN2 PRESS**
(-1:20:00)

C3 OMS ENG (two) - ARM/PRESS

P **WSB GN2 SUPPLY ACTIVATION**

R2 BLR N2 SPLY (three) - ON

-25:00 A **A/G VOICE CHECK**
(-1:15:00)

Simo Voice Check (Launch Config)
Voice check with MCC

Update Abort Winds Pad, ASC Flip
Book, and ALTM, 1-10 (if reqd)

-22:00 C **PASS/BFS TRANSFER (DEU Equivalent)**
(-1:12:00) (ONE-SHOT TRANSFER)

CRT3 ✓ITEM 25 (no *)

3: BFS, SM SYS SUMM 1

CRT3,O1 Report cabin pressure (two) to OTC

3: BFS, GNC BFS MEMORY

NOTE

Vent vlv closure may occur
earlier or later at LCC direction

C **CLOSE VENT VLVS**

L2 CAB VENT ISOL - CL (tb-CL)
VENT - CL (tb-CL)

1-8

ASC/86/FIN

1: GNC GPC MEMORY	2: GNC 104 GND IMU CNTL/MON
3: BFS, GNC BFS MEMORY	

NOTE

At T-20 there will be a planned
10-min hold

TRAJECTORY UPDATE

✓MCC for max rates and trajectory
config, 8-5

-20:00 **OPS 1 LOAD (DEU Equivalent)**
(-1:00:00)

1: GNC LAUNCH TRAJ	2: GNC LAUNCH TRAJ
1: GNC 0 GPC MEMORY	
1: GNC FAULT	

Report faults other than from unpwr
equipment

CRT1 GNC, SPEC 99 PRO

NOTE

Gnd-controlled Fuel Cell purge

-18:30 C **BFS TO OPS 1**
(-58:30)

3: BFS, GNC FAULT

CRT3 GNC, SPEC 99 PRO
O6 GPC MODE 5 - RUN (tb-RUN)

CRT3 GNC, OPS 101 PRO

3: BFS, GNC LAUNCH TRAJ

3: BFS, GNC FAULT

Report faults other than from unpwr
equipment

CRT3 GNC, SPEC 99 PRO

1: GNC FAULT | 2: GNC LAUNCH TRAJ

3: BFS, GNC FAULT

2: GNC 50 HORIZ SIT

3: BFS, GNC 50 HORIZ SIT

-17:00 P **HORIZ SIT CONFIG**
(-57:00)

ALTM - ITEM 9 + .

	<u>PASS ITEM</u>		<u>BFS ITEM</u>	
PTI	INH	✓1		
TAL SITE (MCC)	2(3,4)	✓40	2(3,4)	✓40
RTLS SITE	1	✓41	1	✓41
PRI (MCC)	KSC 15	✓3	KSC 15	✓3
SEC (MCC)	KSC 33	✓4	KSC 33	✓4
TAC	-59	✓5	-59	✓5
TAEM TGT				
G&N	OVHD	✓6	OVHD	✓6
HSI	blank		blank	
XEP	NEP	✓7	NEP	✓7
AIM	NOM	✓8	NOM	✓8
	(or CLSE)		(or CLSE)	
SPDBK	NOM	✓39		
TAC	INH	✓20	INH	✓20
DRAG H	AUT	✓22	AUT	✓22
ADTA H	INH	✓26	INH	✓26
ADTA TO G&C	INH	✓29	AUT	✓28
TAC	DELTA	✓35		
HUD	0	✓37		
	0	✓38		

1: GNC LAUNCH TRAJ | 2: GNC SYS SUMM 1

3: BFS, GNC SYS SUMM 2

C CONFIG CONT ABORT YAW STEER

CRT1 ITEM 5 E N A

1: GNC LAUNCH TRAJ 2: GNC SYS SUMM 1

3: BFS, GNC SYS SUMM 2

-16:00 P **MPS He RECONFIG**
(-56:00)
R2 MPS He ISOL A,B (six) - OP
 PNEU He ISOL - OP

-15:00 **CONFIG OMS/RCS XFEED VLVS**
(-55:00)

NOTE
OMS/RCS XFEED vlvs
reconfigured for launch by LPS.

At T-9 there will be a planned
40-min hold

WEATHER UPDATE (if reqd)

Update Abort winds, RWY and ALTM
setting

C CRT1 GPC/CRT 53 EXEC
C3 BFC CRT SEL: 2+3
CRT1 GPC/CRT 44 EXEC

Ignore possible 'I/O ERROR CRT 4' fault message

-9:00 **'GO FOR LAUNCH' (All)**
C2 EVENT TIMER - START
F7 ✓TIME ind - counting down

NOTE
GLS starts

-8:00 P **CONNECT ESS USES TO FC (GLS ✓ @ T-7:24)**
R1 ESS BUS SOURCE FC (three) - ON

-7:30 NOTE
Access arm retract
✓Seat in launch position
✓LES zippers and gloves
Cinch down shoulder harness and lap
belt

3: BFS, LAUNCH TRAJ 1

2: BFS, SM SYS SUMM 2

-6:15 P APU PRE START (GLS ✓ @ T-5:25)

R2	✓BLR N2 SPLY (three)	- ON
	✓PWR (three)	- ON
	✓CNTLR/HTR (three)	- A
	✓APU AUTO SHUTDN (three)	- ENA
	CNTLR PWR (three)	- ON
	HYD MN PUMP PRESS (three)	- LO
	✓APU SPEED SEL (three)	- NORM
	✓OPER (three)	- OFF
	✓FUEL TK VLV (three)	- CL
	✓HYD CIRC PUMP (three)	- GPC
	✓cb APU FU TK VLV ENA (six)	- cl
	APU FUEL TK VLV (three)	- OP
	✓APU/HYD RDY tb (three)	- gray

* If any tb not gray, consult *
* LCC before continuing *

-5:00 P APU START (GLS ✓ @ T-4:05)

R2	APU OPER (three)	- START/RUN
F8	✓HYD PRESS ind (three)	- LO green
R2	✓APU/HYD RDY tb (three)	- bp
	HYD MN PUMP PRESS (three)	- NORM
F8	✓PRESS ind (three)	- HI green
R2	CIRC PUMP (three)	- OFF
F7	✓PRESS It	- off

1: GNC SYS SUMM 1 2: BFS, GNC SYS SUMM 2
3: BFS, LAUNCH TRAJ 1

C HTR RECONFIG

L2 FLASH EVAP FDLN HTR (two) - OFF

NOTE

Motion/Vibration may be felt in crew module due to Main Engine gmb1 profile cks at -3:25 and move to start at -3:10

-2:30 **P CLEAR C/W MEMORY**

1: GNC FAULT
2: BFS, GNC FAULT

Verify no unexpected errors
CRT2, GNC, SPEC 99 PRO
CRT3

1: GNC, SYS SUMM 1
2: BFS, GNC SYS SUMM 1

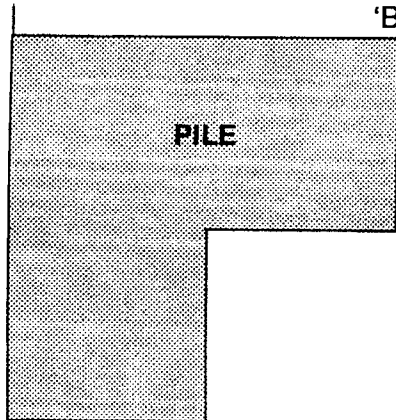
C3 C/W MEM - CLEAR

-2:00 **A SUIT PREP**

✓Tabs/visor - cl/LES O2 - ON

MS1 ICOM RCDR - ON (if reqd)

TAB TITLE REMOVED FROM THIS PAGE ONLY
TOP
MOUNT ON LEFT SIDE OF BACKBOARD FACING
'BAILOUT MODE 8'



**ASCENT FLIP BOOK
(EMERGENCY EGRESS)**

- PRELAUNCH
MODE 1**
- TABS - RELEASE
 - VISOR - CLOSE / LOCK
 - LES O2 - ON
 - GREEN APPLE - PULL
 - KNEEBOARDS - REMOVE
 - COOLING - DISCONNECT
 - RESTRAINT - RELEASE
 - PARACHUTE (four) - RELEASE
 - COMM - DISCONNECT
 - LES O2 - DISCONNECT
 - EGRESS SEAT
 - SLIDEWIRE BASKETS

- POST LANDING
MODE 5**
- TABS - RELEASE
 - VISOR - CLOSE / LOCK
 - LES O2 - ON
 - GREEN APPLE - PULL
 - KNEEBOARDS - REMOVE
 - COOLING - DISCONNECT
 - RESTRAINT - RELEASE
 - PARACHUTE (four) - RELEASE
 - COMM - DISCONNECT
 - (G-SUIT CLIP - PULL)
 - LES O2 - DISCONNECT
 - PLT - PWR DOWN
 - EGRESS SEAT
 - SLIDE/ESCAPE PANEL

HOOK

ASC

- BAILOUT
MODE 8**
- REPORT POSITION**
- MACH < .95, OPS 305/603**
- SB - AUTO; BF - AUTO**
- FLY 185-195 KEAS, $\Phi = 0^\circ$**
- ABORT MODE - ATO**
- ABORT PBI - PUSH**
- P,R/Y - AUTO**
- FLT CNTLR PWR (two) - OFF**
- ~50K FT**
- TABS - RELEASE**
- VISOR - CLOSE / LOCK**
- LES O2 - ON**
- GREEN APPLE - PULL**
- ~40K FT**
- MS3 - VENT CABIN**
- CDR,PLT SEATS - LOWER**
- KNEEBOARDS - REMOVE**
- COOLING - DISCONNECT**
- RESTRAINT - RELEASE**
- D-RING - UNCOVER**
- ~30K FT**
- MS3 - JETTISON HATCH**
- COMM - DISCONNECT**
- (G-SUIT CLIP - PULL)**
- LES O2 - DISCONNECT**
- EGRESS SEAT**
- POLE - DEPLOY**
- D-RING - HOOK UP**
- BAILOUT**

TOP
BACK OF 'EMERGENCY EGRESS'

BAILOUT
EGRESS

PILE

SYS FLIGHT RULES

	RTLS	TAL
OMS - 2 He TKs		
- 1 OX & 1 FU TKs (diff pods)		X
- 2 OX or 2 FU TKs		X
APU/HYD - 2 ↓ & 1 failing	X	X
CABIN LEAK - (-EQ dP/dT > .15)	X	X
CRYO - All O2(H2)	X	X
2 FREON LOOPS ↓ [Accum Qty (↓ and decr) and/or Flow (↓)]	X	X
2 MAIN BUSES ↓	X	
THERMAL WINDOW PANE	X	

NO COMM MODE BOUNDARIES

NEG RETURN (104)	8100	2 ENG ZZA (104)	5800
PRESS TO ATO (104)	9500	ABORT TAL ZZA (4)	
SE OPS 3 ZZA (109)	11600	EO VI	
SE ZZA (104)	13300	SE OPS 3 ZZA (109) (13)	
PRESS TO MECO (104)	14600	SE ZZA (104) (4)	
NEG BEN (104)	17900	2 ENG MRN (104) 5700	
SE PRESS (104)	18000	ABORT TAL MRN (3)	
NEG MRN (104)	19700	EO VI	
LAST PRE MECO TAL	23000	SE OPS 3 MRN (109) (12)	
LAST TAL		SE MRN (104) (3)	
INN	23900	2 ENG BEN (104) 5700	
FFA	24100	ABORT TAL BEN (2)	
ZZA	25000	EO VI	
ESN	24800	SE OPS 3 BEN (109) (11)	
KKI	25100	SE BEN (104) (2)	
JDG	25200		

ASCENT PROCEDURES

HOOK

R180

LVLH

0.70M

✓P_C → 67%

1.42M

✓P_C → 104%P_C < 50 + 5 s

✓SRB SEP (Backup AUTO SEP 2:21)

✓TMECO

* If NOT STABLE (10 sec): *

* NO COMM - CSS & MAN THROT *

Close suit O2, open visor

3:00

✓EVAP OUT (T < 60)

* If Systems ABORT reqd: *

* RTLS at 3:40 or *

* TAL Select prior to 23000 *

* Otherwise Manual MECO 23700 *

* If Man Throttle (3 eng): *

* Man Shutdn at 25750 *

* If 1 eng: *

* TRAJ ✓SERC ON *

* When MPS PRPLT = 2%: *

* MAN THROT, P_C → 67% *

* Man Shutdn at C/O mark *

MECO

✓V_I = 25873

MECO+18 s

✓ET SEP

* If 'SEP INH': *

* ET SEP - MAN *

* OPS 104 - PRO (✓BFS 104) *

* If Rates > .7, .7, .7: *

* Null rates *

* ET SEP - SEP *

* If Rates < .7, .7, .7: *

* Assume Feedline Fail *

MM104+25

If HA > 142:

+X xlation for 11 sec

✓TGTS

✓ASC PKT for failures

If OMS 1 not reqd:

OMS ENG (two) - OFF

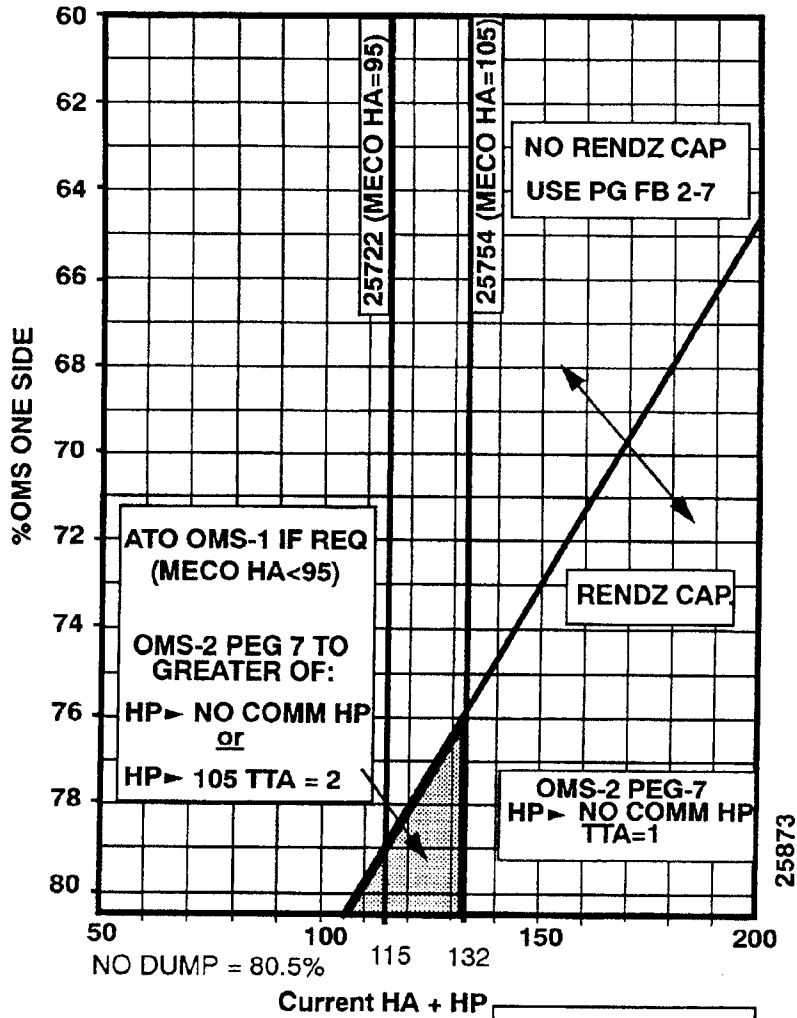
Go to POST OMS 1OMS 1
TGTING

TOP
BACK OF 'ASCENT PROCEDURES'

PILE

STS-086 FLT CY
OMS 1/2 TGTING
RENDEZVOUS RECOVERY

ASC



Current HA + HP

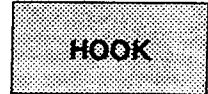
	PLANAR WINDOW	
	1	2
NOMINAL OMS-2 HT		
NO COMM OMS-2 HP		

FB 2-6

ASC/86/FIN

TOP

STS-086 OCF CY OMS 1/2 TGTING

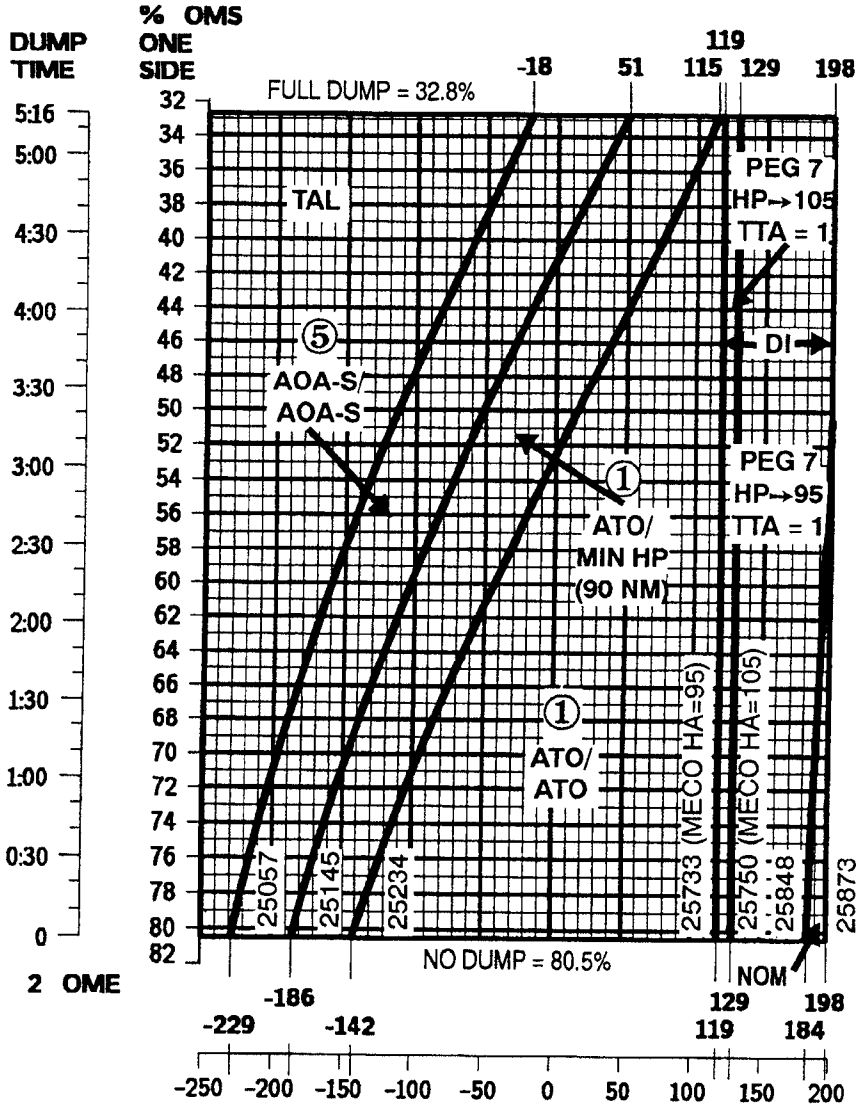


OMS 1 TIG:

MECO+2

TTA=2

VI 25.1 25.3 25.7



IF 1 ENG & ΔV > 500 :
 1 OMS + FAILED OMS INTERCONNECTED TO RCS THC +X

FB 2-7

ASC/86/FIN

PILE

OMS 1 BURN

OMS 1
TGTING

* **IF TIG LATER THAN MECO + 6 min:** *

* MECO + 4 min: ✓BDY FLP pb - It off *

* (MPS dump complete) *

* ✓MCG for APU Shutdn (if time permits) *

* **FEEDLINE FAIL:** *

* If TIG > MECO + 6 min: *

* TIG - 1:30 or MECO + 6 min (whichever comes first): *

* ET SEP - SEP >> *

* If TIG < MECO + 6 min: *

* MPS PRPLT DUMP SEQ - STOP *

* TIG - 1:30: ET SEP - SEP *

* Post ET SEP - Z xlation: *

* MPS PRPLT DUMP SEQ - GPC *

MNVR - BURN ATT (✓INRTL)

✓CNTLR PWR (two) - ON

DAP - AUTO/DISC

✓OMS ENG (two) - ARM/PRESS

Note ΔVTOT _____ TIG :

-:15 EXEC

:00 TIG; start watch (✓P_c, ΔVTOT, ENG VLVs)

* **OMS PRPLT FAIL:** *

* Failed ENG - OFF *

* XFEED (two) - CL *

* TK ISOL (two) - CL *

* He PRESS (two) - CL *

* **OMS ENG FAIL:** *

* Failed ENG - OFF *

* If ΔV < 500, OMS XFEED at _____ *

* If ΔV > 500: *

* Interconnect failed 1/2 of *

* OMS to RCS ΔVTOT *

* THC +X at FAIL *

* (stop when QTY = 3%) *

* **RCS COMPLETION:** *

* Interconnect to either _____ *

* OMS that was ENG FAIL *

* THC +X (OMS% vs RCS ΔV) _____ *

* OMS TK SW (if reqd) _____ *

CUTOFF

+ :02 OMS ENG (two) - OFF

Trim inplane X,Z residuals < 2 fps



OMS 1 BURN MONITOR

OMS Pc LOW OMS ↓ and ENG VLV 1 or 2 < 70%	OMS ENG FAIL				
OMS ↓ and ENG VLV 1 & 2 > 70% and OX IN P > 227	OMS ENG FAIL				
P ≤ 227	OMS PRPLT FAIL				
No OMS ↓	SENSOR FAIL				
OMS TEMP FU IN P ≥ <table border="1" style="display: inline-table; vertical-align: middle;"><tr><td>L</td><td>R</td></tr><tr><td>227</td><td>230</td></tr></table>	L	R	227	230	OMS ENG FAIL
L	R				
227	230				
P ≤ <table border="1" style="display: inline-table; vertical-align: middle;"><tr><td>209</td><td>214</td></tr></table>	209	214	OMS PRPLT FAIL		
209	214				
P <table border="1" style="display: inline-table; vertical-align: middle;"><tr><td>210-226</td><td>215-229</td></tr></table>	210-226	215-229	SENSOR FAIL		
210-226	215-229				
OMS OX/FU TK P (√ENG IN P) OX & FU LOW	He PRESS/VAP ISOL (two) - OP If TK P no incr: OMS PRPLT FAIL				
OX LOW	Burn to OMS ↓, then OMS PRPLT FAIL				
FU LOW	He PRESS/VAP ISOL (two) - CL Burn to OMS ↓, then OMS PRPLT FAIL				
OX & FU HIGH	Cycle He to maint OMS TK P 234-284 Cycle He A(B) to isolate failed leg				
OMS He TK P LOW (√CRT & meter) P > 640 & QTY > 41%	√ Leaking OMS TK ISOL (two) - OP √ He PRESS/VAP ISOL (two) - OP L,R OMS XFEED (four) - OP Good OMS TK ISOL (two) - CL He PRESS/VAP ISOL (two) - CL When P < 640 or QTY ≤ 41%, continue				
P < 640 or QTY ≤ 41%	√ Good OMS TK ISOL (two) - OP √ He PRESS/VAP ISOL (two) - OP L,R OMS XFEED (four) - OP Failed OMS TK ISOL (two) - CL He PRESS/VAP ISOL (two) - CL				
N2 REG P HIGH or LOW	OMS ENG - ARM				
N2 TK P LOW (√CRT & meter)	When N2 TK P < 470: OMS ENG - ARM				
OMS GMBL 1st FAIL	Select SEC GMBL (twice)				
2nd FAIL	If control problems or high RCS fuel usage: OMS ENG FAIL				
GPC1(4)	GPC1(4) MODE - STBY,HALT FF1(4) - OFF,ON L(R) OMS GMBLs - sel SEC				
FA1(4)	L(R) OMS GMBLs - sel SEC				

OMS 2
TGTING

TOP
BACK OF 'OMS 1 BURN MONITOR'

PILE

OMS 2 TARGETING
(DIR INSERTION)

**OMS 1
BURN**

FAILURE	OMS 2 TARGET
OMS - 2 N2 TKs (Perform burn Single OMS Eng)	NOM
OMS - 2 OMS ENGs - 1 He TK - 1 PRPLT TK - 2 He TKs EPS - MNA & B, MNB & C MNA & C ET SEP	PEG 7; TTA = 1 CUTOFF HP = 90
OMS - 1 OX & 1 FU TK diff PODs - 2 OX or 2 FU Tks	AOA-S
2 FREON LOOPS [Accum Qty (↓ and decr) and/or Flow (↓)] 2 H2O LOOPS CABIN LEAK (-EQ dP/dT ≥ .08)	AOA
APU/HYD - 2 ↓ & 1 failing	AOA
CRYO - All O2(H2)	AOA

OMS

He	%	He	%
4800	80.1	3200	40
4800	80	2800	30
4400	70	2400	20
4000	60	2000	10
3600	50	1600	0

TOP

ATO

HOOK

NOTE

These tables apply only after ATO OMS 1 burn (ITGT = 1, AOA to KSC). Assumes OMS and ARCS deorbit

DUAL POD - OMS REQUIRED				
Includes 8.5 % Unusable (4.3 % per pod)				
POST OMS 1 HP	ATO OMS 2 & STEEP D/O BURN (%)	MIN HP OMS 2 & SHALLOW D/O BURN (%)	AOA STEEP D/O BURN (%)	AOA SHALLOW D/O BURN (%)
95	39.3	21.0	41.0	25.0
90	40.9	19.4	39.2	22.6
85	42.8	19.1	37.1	20.2
80	44.9	21.2	34.4	17.3
75	46.7	24.1	31.6	14.7
70	47.8	25.0	29.6	12.8
65	48.7	26.4	28.8	10.9
60	49.3	27.5	29.3	9.2
55	50.0	28.6	28.6	8.5
50	---	29.7	28.1	8.5

STS-086 OCF CY

SINGLE POD - OMS REQUIRED				
Includes 4.3 % Unusable				
POST OMS 1 HP	ATO OMS 2 & STEEP D/O BURN (%)	MIN HP OMS 2 & SHALLOW D/O BURN (%)	AOA STEEP D/O BURN (%)	AOA SHALLOW D/O BURN (%)
95	35.0	16.7	36.7	20.7
90	36.7	15.1	34.9	18.4
85	38.5	14.9	32.8	15.9
80	40.6	16.9	30.2	13.1
75	42.4	19.9	27.3	10.4
70	43.5	20.7	25.3	8.6
65	44.5	22.1	24.6	6.7
60	45.1	23.2	25.1	5.0
55	45.8	24.3	24.4	4.3
50	---	25.5	23.9	4.3

RTLS

ΔV AVAILABLE FOR OMS 2

OMS: 5 FPS/% PER POD

LIFTOFF BLDN PER POD

69

MIXED XFD

69

MAX BLDN (39%) PER POD

196

AFT RCS: TO AFT QTY 1 1

48

Rev 3

2

104

Rev 3

FWD RCS: 73

(AVAIL FOR UPHILL IF HP ≥ 70)



RTLS CDR

Abort initiated:
After 2:30 (2 eng)
At 3:40 (3 eng)

ABORT RTLS

- * No joy: *
- * OPS 601 PRO *

✓GUIDANCE STATUS on RTLS TRAJ
Expect PPA when GUID % to go = 0

- * If GUID 'INHB': *
- * ✓UNCONVERGED GUID TABLE *
- * MAN PPA per PRPLT *
- * REMAINING *
- * After GUID CONVERGE: *
- * P,R/Y AUTO/AUTO THROTTLE *

WINDS	
50K	/
38	/
28	/
20	/
12	/
7	/
SURF	/
SPDBK @ 3000 FT	

After PPA: ✓BFS ITEM 1 (*)

✓Bugs, V_{rel} , Waypoint 1

Pitchdn ($\beta = 0^\circ, \alpha = -2^\circ$)

----- **MECO** ----- **MECO** -----

ET SEP (MECO + 14 sec)
✓MM602 ($\alpha > 10^\circ$ and SEP + 10 sec)
✓P,R/Y, SPDBK, BDY FLP - AUTO
 $\alpha = 50^\circ$ until ~1.8g, maintain 2.2g
Adjust seat

If reqd, reconfig CRTs for entry

$\dot{H} > -320$ ✓ α vs Mach
 $V = 5$ AIR DATA PROBES (two) - Deploy (✓Heat)
✓RUD, AIL TRIM
 $M = 3.2$ ✓SPDBK → 65%
 $M = 2.7$ L HUD PWR - ON
TRIM PANEL - OFF
RHC/PNL - ENABLE

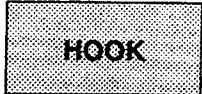
* If $M < 2.5$, P CSS for ADTA to G&C incorp *

$M = 2.0$ Ensure ADTA to G&C else THETA limits
 $M = 0.9$ P,R/Y - CSS, ✓SPDBK CMD vs POS

✓NWS - 1
Lock Inertia Reels

POST LANDING: ENT, POST LDG

OMS 2
TGTING



RTLS PLT

If CSS: MAN THROT
Man MECO

- ✓ P_C = 104% (2 eng)/69% (3 eng)
- ✓ DUMP

UNCONVERGED GUIDANCE TABLE

ENG OUT	OUTBOUND INITIAL θ	PITCHAROUND at % (8°/sec)	FLYBACK INITIAL θ
Liftoff	60°	44%	64°
:30	56°	47%	63°
1:00	57°	47%	63°
:30	56°	48%	62°
2:00	49°	51%	61°
:30	42°	51%	52°
3:00	38°	52%	50°
:30	34°	53%	48°
4:00	Last RTLS	52%	46°

✓ P_C at PPA + 20 sec

- * If P_C = 104% (2 eng): *
- * **G51** MAX THROT - ITEM 4 *

Pitchdn: ✓ P_C → 67%

MECO ----- MECO

- KEAS = 77 ✓ SPDBK → 81%
- ✓ ET DOORS - Closed and latched (MECO +1:30)
- ✓ ET SEP, SRB SEP - AUTO
- Adjust seat
- ✓ TACANS, INCORPORATE
- * If KSC TACAN Fail: *
- * TACAN Ch 97X (COF), ITEM 5 EXEC *

G51 ✓ AIR DATA, INCORPORATE

MM603 HYD MPS/TVC ISOL VLV (three) - CL
(hold 5 sec) ✓ tb - CL

H = 85K MLS (three) - ON
If Rwy 33(15): MLS CH (three) - 6(8)

I/O RESET
M = 2.7 R HUD PWR - ON
TRIM PANEL - OFF
RHC/PNL - ENA

M = 0.9 ✓ R FLT CNTLR PWR - ON
Lock Inertia Reels


M = 0.7 ✓ LG EXTEND ISOL VLV - OP
H = 10K ✓ BDY FLP - TRAIL
LES Visors - Down

POST LANDING: ENT, POST LDG

TAL

TOP

TAL PLT

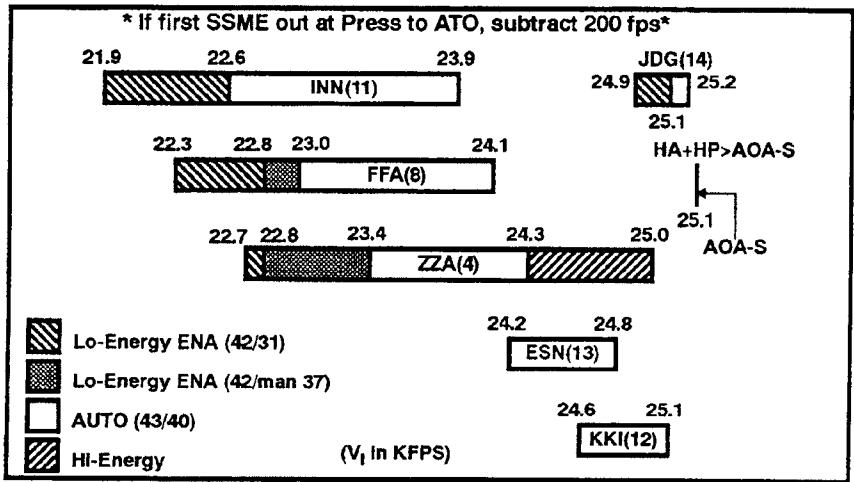


✓OMS DUMP

- * If second eng fail: *
- * **G51** MAX THROT (if reqd) *
- * DUMP ARM, START *
- * If OMS He PRESS < 2K: DUMP STOP *
- * Failed ME SHUTDN pb (two) - push *
- * When MPS PRPLT = 2%: *
- * MAN THROT, P_C → 67% *
- * Man Shutdn at C/O mark *

✓AUTO THROT

----- MECO ----- BFS - C/O BUG (V₁ ~24.0K) ----- MECO -----



----- MM304 -----

- ✓OMS DUMP
- ✓ET DOORS - Closed and latched (MM304 +1:30)

V = 19 HYD MPS/TVC ISOL VLV (three) - CL (hold 5 sec) ✓tb - CL

V = 10 * If RCS < **48** % either side: *
* **G51** AFT RCS INH, ITEM 13 EXEC *

V = 7 MLS (three) - ON (✓channels)
I/O RESET
Go to ENTRY MANEUVERS (Cue Card)

HI-ENER
TAL



HIGH-ENERGY TAL CDR

MM104

G51 ABORT TAL

Pull at 2°/sec to $\theta \sim 305$

P, R/Y - CSS (hold pbs until MM304)

----- **MM304** -----

Check VREL

VREL	ALPHA	ROLL
$VREL \geq 23,800$	80° ($\theta = 280^\circ$)	180°
$23,300 \leq VREL < 23,800$	55°	180°
$VREL < 23,300$	55°	0°

$\dot{H} = -200 \downarrow$ If Alpha = 80°, push to Alpha = 55°

$\dot{H} = -700 \downarrow$ Roll Heads Up

$\dot{H} = -500 \uparrow$ R/Y - AUTO (Ensure AUTO rolls towards site, limit roll to 90°)

Monitor TRAJ display:

When orbiter bug below thermal line and
commanded drag < 40:

Pitch down at 0.5°/sec to Alpha Hi

When orbiter bug nominal or VREL
< 15,000:

Center pitch needle, P - AUTO

V = 6


If energy still high:

Pitch down at 1°/sec to Alpha Hi

Go to ENTRY MANEUVERS (Cue Card)

TAL





HIGH-ENERGY TAL PLT



MM104

When CDR holds P, R/Y CSS:
PASS, OPS 301 PRO (✓304)

ECAL

----- **MM304** -----

G51 OMS DUMP ARM, START
Monitor RCS: When < 50% either side:
G51 OMS DUMP STOP

BFS, OPS 301 PRO (✓304)
G50 ✓SITE, RWY, TACAN, SPDBK, ALT
(PASS/BFS)

✓BUGS, HDG, RANGE

Active * **ZZA** *

Guid: * If Commanded Drag (←) ≥ **35.** , *

* **G50** Reselect **ESN 03** (Site 13, secondary) *

* * *

✓ET DOORS - closed and latched
(MM304 +1:30)

V = 19 HYD MPS/TVC ISOL VLV (three) - CL
(hold 5 sec)✓tb - CL

V = 10 * If RCS < **48**% either side: *

* **G51** AFT RCS INH, ITEM 13 EXEC *

V = 10 ✓SPDBK → 81%

V = 7 MLS (three) - ON (✓channels)
I/O RESET

Go to ENTRY MANEUVERS (Cue Card)



TOP
BACK OF 'TAL PLT'

HI-ENER
TAL



POWERED ECAL

G51 MAX THROT

- ✓ ADI (two) - REF
- ✓ θ REF \rightarrow 60°, Yaw \rightarrow 45°
- ✓ Roll to Heads Up

G50 Select TARGET and TACAN

When EAS > 4 and incr:

- ✓ Yaw to course pointer
- ✓ Pitch down at 4°/sec
- ✓ MECO, ET SEP

ET SEP

+ 8s:

- CSS, pull to $\alpha = 58^\circ$, AUTO
- ✓ MM602 (BFS, OPS 602 PRO)

Go to ECAL ENTRY

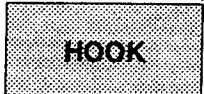
2 E/O ECAL (51.6 deg)

VELOCITY (Vi)	SITE	LOCATION	RWY	TACANS
*6.5-6.8 6.8-7.6 6.3 - PPA(RTLS)	5	CHERRY POINT	NKT 32L NKT 23R	NKT 75 ILM 117
*7.6-9.0	6	OCEANA	NTU 23L NTU 05R	NTU 113 NGU 48
*9.0-10.7 10.7-12.7	7	OTIS	FMH 32 FMH 14	FMH 105 LFV 94
*11.7-12.7	8	PEASE	PSM 34	PSM 112

*Probable bailout region

3 E/O ECAL (51.6 deg)

VEL (Vrel)	SITE	LOCATION	RWY	TACANS
14.2-16.0	9	HALIFAX INT'L	YHZ 24	UAW 38
16.1-16.9	9 (secondary)	ST. JOHN'S	YYT 29	UYT 23
16.2-18.0	10	GANDER	YQX 04	YQX 74
16.4-19.0	10 (secondary)	STEPHENVILLE	YJT 10	YJT 78



ECAL ENTRY

✓BF SET - AUTO

RHC/PNL TRIM - ENA
If M < 5, ✓AIL/RUD TRIM
If M > 3.5, expect $\alpha = 58^\circ$

At $\dot{H} = -600$: CSS R/Y,
Bank 2 x ΔAZ (70° max)

✓E/W bug on Vert Sit:

If $\geq 1/2$ scale, suspect high energy
If $\leq 1/3$ scale, suspect nominal to low energy

Confirm energy with \dot{H} , range, ΔAZ , & E/W bug trends

If reqd, reconfig CRTs for entry

- | | | |
|--|---------------------------------|---|
| * High Energy | * Low Energy | * |
| * Bank 70° toward site (-500 to -900 max - \dot{H}) | * When $\Delta AZ < 10^\circ$: | * |
| * When E/W bug drops or 30° ΔAZ past site: | * CSS pitch | * |
| * Reverse/shallow bank to 2x ΔAZ | * Fly $\alpha = 31^\circ$ or LO | * |
| * Put primary bearing pointer on nose | * | * |

Maintain NZ < 2.5g after first pullout

When nominal energy and phugoiding complete:

Fly Href
Reverse bank at 17.5° ΔAZ
Keep E/W bug ~1/2 scale

G50 ✓TACANS, INCORPORATE

At NZ < 2g: M \leq 5, ADTA PROBES - Deploy

When M = 3.2: OPS 603 PRO
P,R/Y AUTO

✓Air Data

G50 Incorp Air Data ASAP
✓SPDBK, SHORT FIELD (ITEM 39) if reqd

Select UHF-G T/R

NO COMM ECAL LNDG CRITERIA

@H = 70K, ✓Range

- * If Range < 28 or Range > 54: *
- * R/Y CSS *
- * Bank ($\leq 30^\circ$) to HDG 120° *
- * Go to BAILOUT *

Go to RTLS (POST-MECO) or BAILOUT

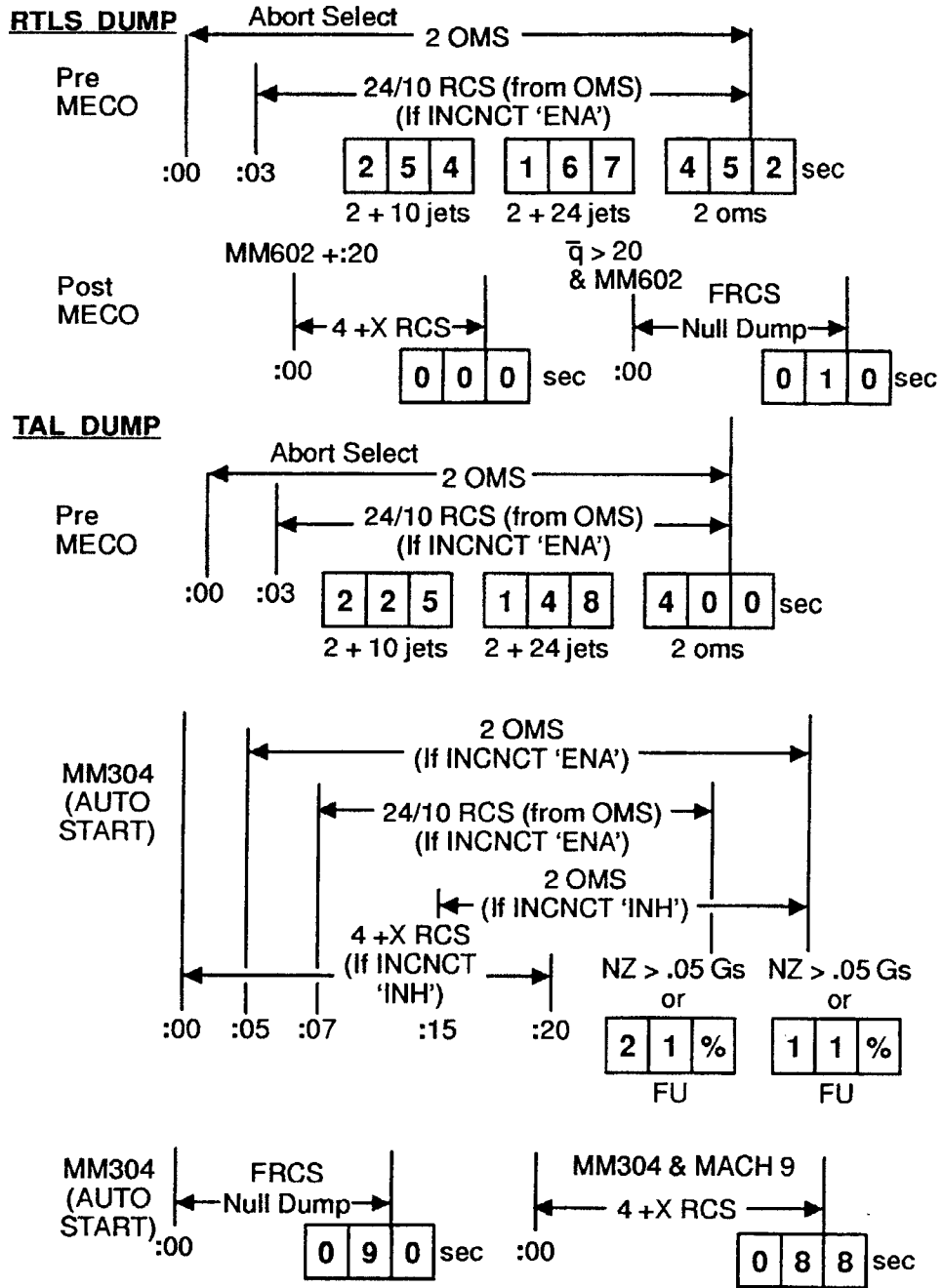
ABORT
DUMPS

TOP
BACK OF 'ECAL ENTRY'

ECAL

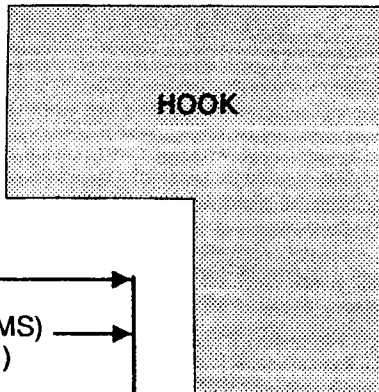


RTLS/TAL DUMPS

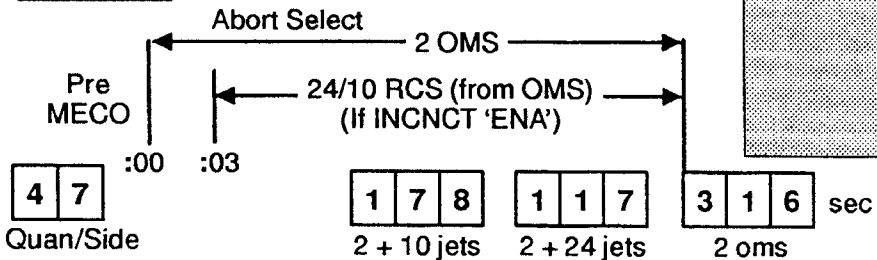


TAB TITLE REMOVED FROM THIS PAGE ONLY
 TOP
 MOUNT ON RIGHT SIDE OF BACKBOARD
 FACING 'RTLS/TAL DUMPS'

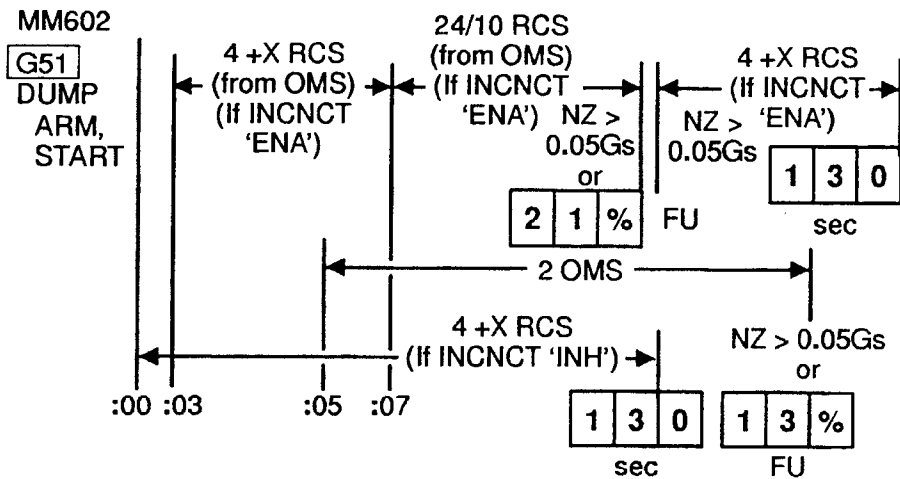
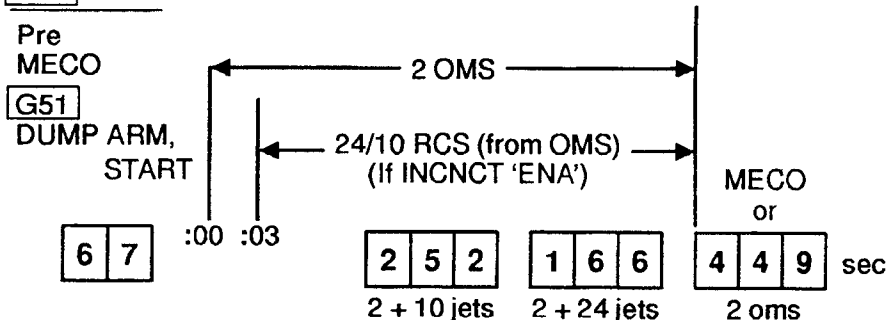
ATO/G51 DUMPS



ATO DUMP



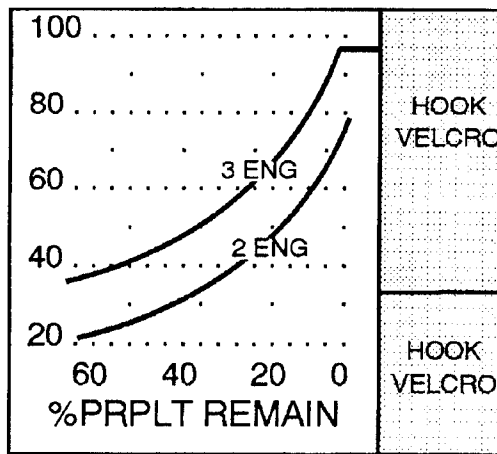
G51 DUMP



ASC CUE
CARDS

ASCENT ADI - NOMINAL

TIME	θ	\dot{H}	H	(86 OCF CY)
0:30	70	683	10K	
0:50	62	1001	27K	
1:10	54	1404	50K	
1:30	40	1890	84K	
1:50	32	2210	125K	



-STAGING-

V_1	θ	\dot{H}	H	ASC-14a/86/A/A
6	21	1626	39 nm	
7	18	1215	48	
8	15	898	53	
9	12	644	57	
10	10	435	59	
12	6	129	61	
14	3	-64	62	
16	1	-160	61	
18	-1	-177	61	
20	-2	-123	60	
22	-2	-26	60	
24	-3	103	60	
25873	-1	272	61	

ENTRY ALPHA


VR	α_{ref}	R	H	Href	Rref
25	40	4464	400		
24	HI 40 LO	2583	245	-47	R80
23	43 40 37	2130	236	-64	71
22	43 40 37	1772	230	-85	65
21	43 40 37	1496	224	-108	63
20	43 40 37	1278	217	-126	62
19	43 40 37	1107	210	-149	62
18	43 40 37	969	204	-173	63
17	43 40 37	856	201	-194	L63
16	43 40 37	764	193	-200	64

KSC 15

MAX L/D	
M	α
3	17
2	15
1	12

(86 OCF CY)

ASC-14b/86/A,E/A



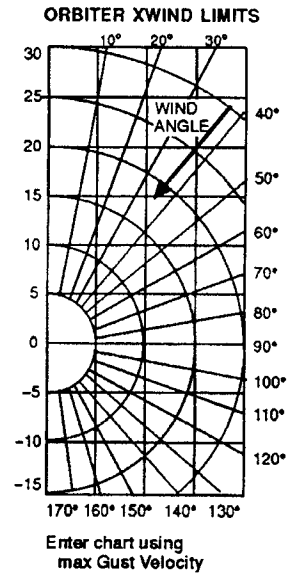
15	43 40 37	687	186	-118	64
14	43 40 37	615	181	-126	63
13	43 40 37	547	178	-136	61
12	43 40 37	484	173	-152	59
11	43 40 37	426	168	-195	57
10	41 38 35	373	162	-174	52
9	39 36 33	325	157	-207	R47
8	37 34 31	276	152	-240	39
7	33 30 27	228	143	-266	39
6	30 27 24	184	131	-272	40
5	26 23 20	142	118	-274	42
4	23 20 18	106	105	-265	L40
3	19 16 15	74	90	-247	35
2.5	13	60	82	-301	
2	13	50	76	-263	
1.5	11	39	68	-312	
1	11	29	56	-261	

ENTRY MANEUVERS

FLIGHT CONDITIONS	MANEUVER
EI-5	✓LVLH ATT GNC, OPS 304 PRO * If PREBANK, R/Y - CSS * * Roll at 1°/sec to <input type="text"/> <input type="text"/> <input type="text"/> * * Maintain PREBANK ± 5° * If previous OMS OX TK or He TK or RCS OX TK leak: <input type="text"/> VENT DOORS - OP PTI - ENA at EI-5 when applicable
$\bar{q} = 1$	(AOA) HYD MN PUMP PRESS (three) - NORM
'Guidance Box' @ $\bar{q} \sim 8$ or D ~3	CLOSED LOOP GUIDANCE <input type="text"/> : <input type="text"/> : <input type="text"/> * If PREBANK: P,R/Y - AUTO *
D = 11	✓DRAG H (FORCE if editing)
V = 19K	✓MPS/TVC ISOL VLV - CL
V = 15K	✓NAVAIDS (I/O RESET if reqd) * If ELS: UHF MODE - G T/R *
V = 12K	RAD BYP VLV MODE (two) - AUTO CNTLR LOOP (two) - AUTO B(A) * If no YAW JET, begin lateral trim * * monitoring *
V = 10K	✓SPDBK to 81% * If three yaw jets failed on same side: * * Perform remaining roll reversals in * * R/Y - CSS *
$\Delta Az = 10.5^\circ$	FIRST ROLL REVERSAL <input type="text"/> <input type="text"/> <input type="text"/> <input type="text"/> <input type="text"/>

ENT-6a/E/J

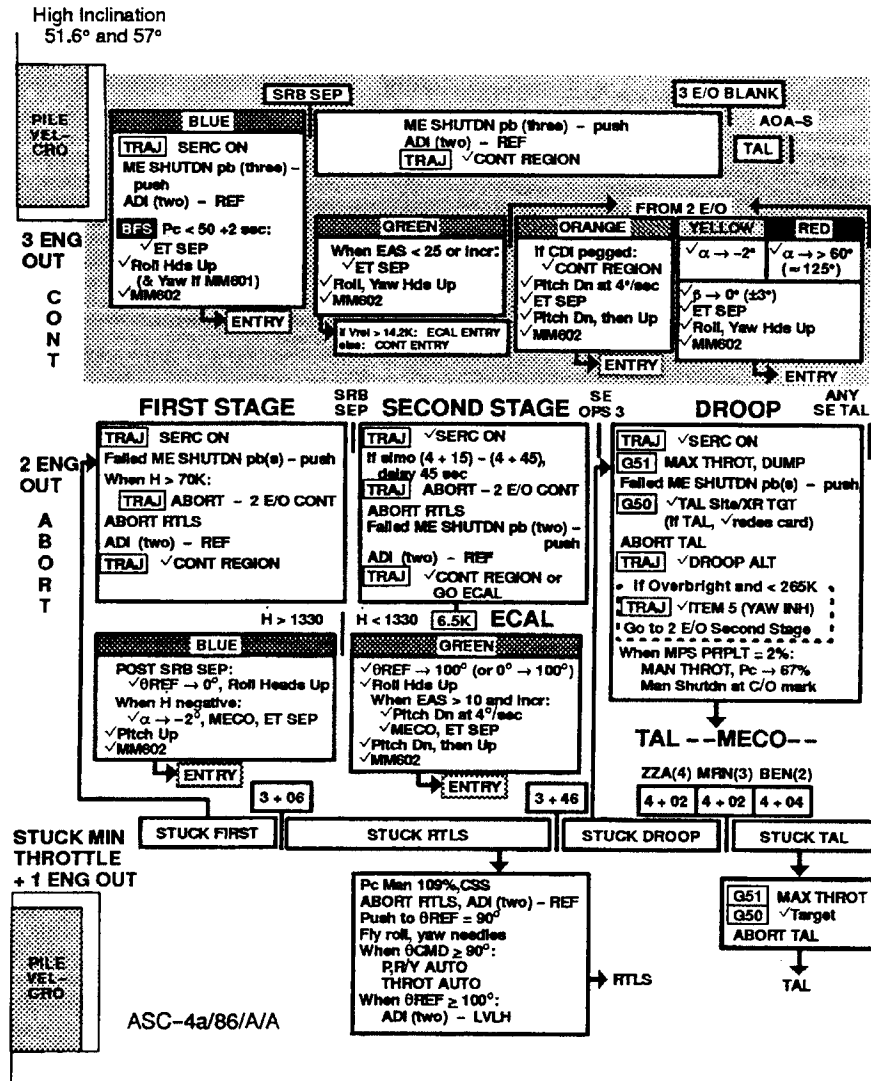
FLIGHT CONDITIONS	MANEUVER
V = 7K	✓TACAN status
V = 5K	ADTA PROBES - DEPLOY (✓HEAT) Begin AIL and RUD trim monitoring
M = 2.7	✓APUs HUD PWR (two) - ON TRIM PANEL (two) - OFF RHC/PNL (two) - ENA
* if M < 2.5; P CSS for ADTA to G&C Incorpor *	
M = 2.0	Ensure ADTA to G&C else ✓Theta limits
M = 0.9	P R/Y - CSS as reqd ✓SPDBK CMD vs POS ✓R FLT CNTLR - ON ✓NWS - 1 Lock Inertia Reels
M = 0.7	✓LG EXTEND ISOL VLV - OP
h = 15K	✓MLS
h = 10K	✓A/L, TABS/VISORS - CL/LES O2 - ON (KSC)
MAIN GEAR TD	✓SPDBK - 100%
DEROT INIT	DRAG CHUTE pb (two) - ARM,DPY (simo)
NOSE GEAR TD	SRB SEP - MAN/AUTO and depress pb ✓Auto Load Relief ✓HYD BRAKE ISOL VLV (three) - OP
V = 60 KGS	DRAG CHUTE JETT pb - JETT
STOP	Go to ENT CL. POST LANDING PROCEDURES



ENT-6b/E/M

**CONT
ABORT**

CONTINGENCY ABORT



CONTINGENCY ABORT

CONTINGENCY ABORT

PILE
VEL-
CRO

ENTRY/MM602

Before NZ Hold
RHC/PNL TRIM - ENA
If M < 5,
✓ AIL/RUD TRIM
If M < 3, S/B = 65%

BF SET - AUTO

If M > 3.5, expect $\alpha = 58^\circ$

After NZ Hold (NZ < 2g)
M ≤ 5, ADTA PROBES - Deploy
Monitor - M/ α

M	> 12	9	6	3	.95
α	40	35	26	18	12

✓ Air Data

G50 Incorp Air Data ASAP

Select UHF-G T/R
M = 1: ✓ EAS and θ

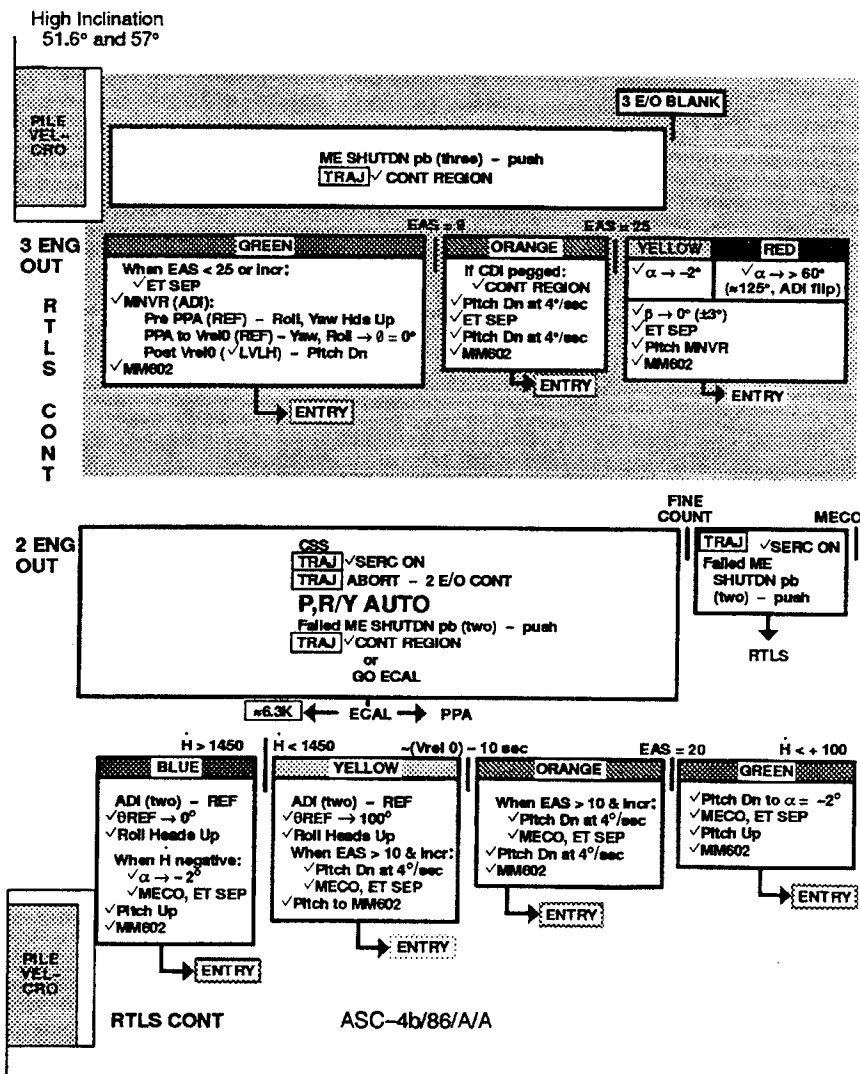
BAILOUT

When M = .95:
P,R/Y CSS
OPS 603 PRO

Go to BAILOUT

ASC-4a/86/A/A

RTLS CONTINGENCY



RTLS CONT

ENTRY/MM602

Before NZ Hold
RHC/PNL TRIM - ENA
✓AIL/RUD TRIM

If M < 3, S/B = 65%

BF SET - AUTO

If M > 3.5, expect $\alpha = 58^\circ$

After NZ Hold (NZ < 2g)
M ≤ 5, ADTA PROBES - Deploy
Monitor - M/α

M	> 8	6	4	2	.95
α	32	26	20	15	12

✓ Air Data
G50 Incorp Air Data ASAP

Select UHF-G T/R
M = 1: ✓EAS and θ

BAILOUT
When M = .95:
P,R/Y CSS
OPS 603 PRO

Go to BAILOUT

PILE
VEL-
CR0

ASC-4b/86/A/A

H > + 100

RED

✓ H → + 400 (θmax = 75°)
TRAJ AT FINE COUNT:
 ✓ Pitch Dn to $\alpha = -2^\circ$
 ✓ MECO, ET SEP
 ✓ Pitch Up
 ✓ MM602

→ **RTLS**

PILE
VEL-
CR0

**ZZA TAL REDESIGNATION
(86 OCF CYC)**

1st E.O. VI	5800	5900	6000	6100	6200	6300	6400
SE OPS 3 ZZA 109 (14)	10900	10900	11000	11000	11000	11100	11100
SE ZZA 104 (4)	17700	17500	17200	16900	16700	16400	16100

1st E.O. VI	6500	6600	6700	6800	6900	7000	7100
SE OPS 3 ZZA 109 (14)	11200	11200	11200	11300	11300	11300	11400
SE ZZA 104 (4)	15900	15600	15400	15100	14900	14700	14500

1st E.O. VI	7200	7300	7400	7500	7600	7700	7800
SE OPS 3 ZZA 109 (14)	11400	11400	11400	11400	11500	11500	11500
SE ZZA 104 (4)	14300	14100	14000	13800	13700	13700	13600

1st E.O. VI	7900	8000	8100	8200	8300	8400	8500
SE OPS 3 ZZA 109 (14)	11500	11500	11500	11500	11500	11500	11500
SE ZZA 104 (4)	13500	13500	13500	13500	13500	13500	13500

1st E.O. VI	8600	8700	8800	8900	9000	9100	9200
SE OPS 3 ZZA 109 (14)	11500	11500	11500	11500	11500	11500	11500
SE ZZA 104 (4)	13500	13500	13500	13500	13500	13500	13500

1st E.O. VI	9300	9400	9500
SE OPS 3 ZZA 109 (14)	11500	11500	11500
SE ZZA 104 (4)	13500	13500	13500

ASC-9a/86/A/A

ECAL - ZZA or MRN PRIME TAL

1ST E.O. TIME		2:40	2:50	3:00	3:10	3:20
CHERRY PT	(5)	3:45 - 4:25	3:35 - 4:15	3:30 - 4:10	3:25 - 4:05	3:20 - 4:00
OTIS	(7)	7:00 - 7:20	6:50 - 7:15	6:40 - 7:10	6:30 - 7:05	6:20 - 7:00

1ST E.O. TIME		3:30	3:40	3:50	4:00	4:10
CHERRY PT	(5)	3:30 - 3:55	3:40 - 3:50	-----	-----	-----
OTIS	(7)	6:10 - 6:50	6:00 - 6:45	5:50 - 6:40	5:45 - 6:35	5:40 - 6:30

1ST E.O. TIME		4:20	4:30	4:40	4:50	5:00
CHERRY PT	(5)	-----	-----	-----	-----	-----
OTIS	(7)	5:30 - 6:25	5:25 - 6:20	5:20 - 6:15	5:15 - 6:10	5:10 - 6:10

1ST E.O. TIME		5:10	5:20	5:30	5:40	5:50
CHERRY PT	(5)	-----	-----	-----	-----	-----
OTIS	(7)	5:10 - 6:05	5:20 - 6:00	5:30 - 6:00	5:40 - 5:50	5:50

ASC-9b/86/A/A

**MRN TAL REDESIGNATION
(86 OCF CYC)**

1st E.O. VI		5700	5800	5900	6000	6100	6200	6300
SE OPS 3 MRN 109	(13)	10800	10800	10900	10900	11000	11000	11000
SE MRN 104	(3)	17300	17100	16900	16600	16400	16200	15900

1st E.O. VI		6400	6500	6600	6700	6800	6900	7000
SE OPS 3 MRN 109	(13)	11100	11100	11200	11200	11200	11300	11300
SE MRN 104	(3)	15700	15400	15200	15000	14800	14600	14400

1st E.O. VI		7100	7200	7300	7400	7500	7600	7700
SE OPS 3 MRN 109	(13)	11300	11400	11400	11400	11400	11500	11500
SE MRN 104	(3)	14200	14000	13900	13800	13700	13600	13500

1st E.O. VI		7800	7900	8000	8100	8200	8300	8400
SE OPS 3 MRN 109	(13)	11500	11500	11500	11500	11500	11500	11500
SE MRN 104	(3)	13500	13400	13400	13400	13400	13300	13300

1st E.O. VI		8500	8600	8700	8800	8900	9000	9100
SE OPS 3 MRN 109	(13)	11500	11500	11500	11500	11500	11500	11500
SE MRN 104	(3)	13400	13400	13400	13400	13400	13400	13400

1st E.O. VI		9200	9300	9400	9500
SE OPS 3 MRN 109	(13)	11500	11500	11500	11500
SE MRN 104	(3)	13400	13400	13400	13400

ASC-10a/86/A/A

ECAL - ZZA or MRN PRIME TAL

1ST E.O. TIME		2:40	2:50	3:00	3:10	3:20
CHERRY PT	(5)	3:45 - 4:25	3:35 - 4:15	3:30 - 4:10	3:25 - 4:05	3:20 - 4:00
OTIS	(7)	7:00 - 7:20	6:50 - 7:15	6:40 - 7:10	6:30 - 7:05	6:20 - 7:00

1ST E.O. TIME		3:30	3:40	3:50	4:00	4:10
CHERRY PT	(5)	3:30 - 3:55	3:40 - 3:50	-----	-----	-----
OTIS	(7)	6:10 - 6:50	6:00 - 6:45	5:50 - 6:40	5:45 - 6:35	5:40 - 6:30

1ST E.O. TIME		4:20	4:30	4:40	4:50	5:00
CHERRY PT	(5)	-----	-----	-----	-----	-----
OTIS	(7)	5:30 - 6:25	5:25 - 6:20	5:20 - 6:15	5:15 - 6:10	5:10 - 6:10

1ST E.O. TIME		5:10	5:20	5:30	5:40	5:50
CHERRY PT	(5)	-----	-----	-----	-----	-----
OTIS	(7)	5:10 - 6:05	5:20 - 6:00	5:30 - 6:00	5:40 - 5:50	5:50

ASC-10b/86/A/A

**BEN TAL REDESIGNATION
(86 OCF CYC)**

1st E.O. VI		5700	5800	5900	6000	6100	6200	6300
SE OPS 3 BEN 109	(12)	10600	10600	10700	10700	10800	10800	10800
SE BEN 104	(2)	17400	17200	17000	16700	16500	16300	16000

1st E.O. VI		6400	6500	6600	6700	6800	6900	7000
SE OPS 3 BEN 109	(12)	10900	10900	11000	11000	11000	11100	11100
SE BEN 104	(2)	15800	15500	15300	15100	14900	14700	14500

1st E.O. VI		7100	7200	7300	7400	7500	7600	7700
SE OPS 3 BEN 109	(12)	11100	11200	11200	11200	11200	11300	11300
SE BEN 104	(2)	14300	14100	14000	13900	13800	13700	13600

1st E.O. VI		7800	7900	8000	8100	8200	8300	8400
SE OPS 3 BEN 109	(12)	11300	11300	11300	11300	11300	11300	11300
SE BEN 104	(2)	13600	13500	13500	13500	13500	13400	13400

1st E.O. VI		8500	8600	8700	8800	8900	9000	9100
SE OPS 3 BEN 109	(12)	11300	11300	11300	11300	11300	11300	11300
SE BEN 104	(2)	13500	13500	13500	13500	13500	13500	13500

1st E.O. VI		9200	9300	9400	9500
SE OPS 3 BEN 109	(12)	11300	11300	11300	11300
SE BEN 104	(2)	13500	13500	13500	13500

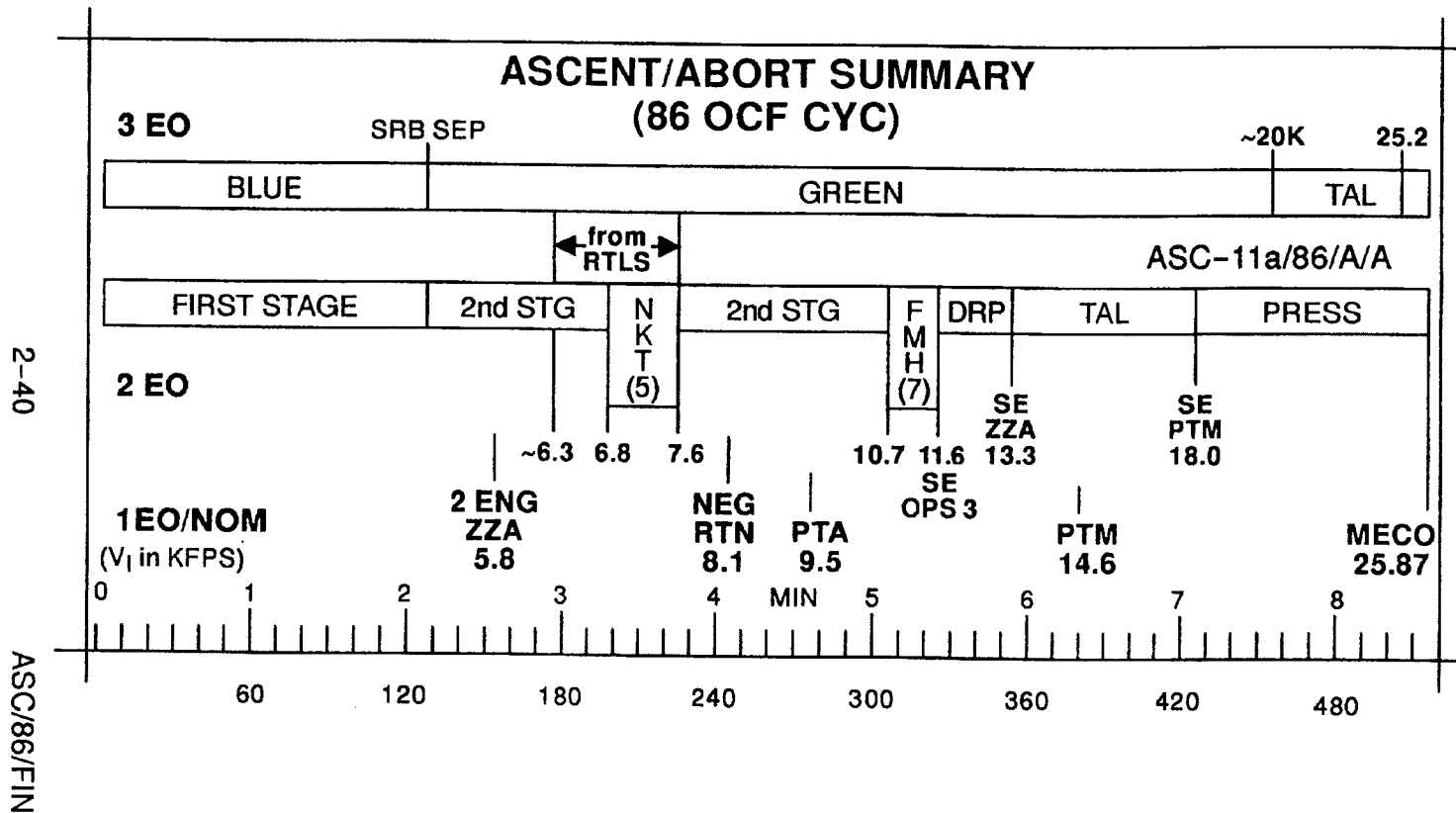
ASC-12a/86/A/A

ECAL - BEN PRIME TAL

1ST E.O. TIME		2:40	2:50	3:00	3:10	3:20
CHERRY PT	(5)	3:40 - 4:15	3:35 - 4:10	3:30 - 4:05	3:25 - 4:05	3:20 - 4:00
OTIS	(7)	-----	-----	-----	-----	-----
1ST E.O. TIME		3:30	3:40	3:50	4:00	4:10
CHERRY PT	(5)	3:30 - 3:55	3:40 - 3:50	3:50	-----	-----
OTIS	(7)	-----	-----	-----	-----	5:55-6:10
1ST E.O. TIME		4:20	4:30	4:40	4:50	5:00
CHERRY PT	(5)	-----	-----	-----	-----	-----
OTIS	(7)	5:40 - 6:10	5:30 - 6:05	5:20 - 6:05	5:10- 6:00	5:05- 6:00
1ST E.O. TIME		5:10	5:20	5:30	5:40	5:50
CHERRY PT	(5)	-----	-----	-----	-----	-----
OTIS	(7)	5:10 - 6:00	5:20 -5:55	5:30 - 5:55	5:40 - 5:55	5:50

ASC-12b/86/A/A

ASCENT/ABORT SUMMARY (86 OCF CYC)



1: GNC OMS 1 MNVR EXEC	2: GNC OMS 1 MNVR EXEC
3: BFS, GNC SYS SUMM 2	

C POST BURN STATUS

NOMINAL OMS 1 TIG TO MCC :

- * C **ALPHA MANAGEMENT (if reqd)** *
- * *
- * If underspeed (ATO or AOA-S) OMS 1 *
- * and Post OMS 1 HP \leq 75 nm: *
- * Maneuver to LVLH R180, P340, Y000 *
- * (maintain LVLH P = 0 ± 20) *
- * After 10 min: *
- * Maneuver to LVLH P = 340 *
- * After 10 min: *
- * Maneuver to Burn Attitude *

MAJOR MODE CHANGE

CRT1 GNC, OPS 105 PRO

POST OMS 1

1: GNC OMS 2 MNVR EXEC	2: GNC OMS 2 MNVR EXEC
3: BFS, GNC OMS 2 MNVR EXEC	

P MPS DUMP

- B F7,F8 FLT CNTLR PWR (two) - OFF
- C3 DAP - AUTO
- F4 BDY FLP pb - It off (MPS dump complete)
(MECO +4 min)

- * If Feedline Fail: *
- * MECO + 6 min (~ 14:30 Nom), *
- * ET SEP - SEP *

.....

IF AOA

.....

- If two Freon Loops ↓ or two H2O Loops ↓:
- Go to SYS AOA
- Otherwise, go to AOA

.....

1: GNC OMS 2 MNVR EXEC | 2: GNC OMS 2 MNVR EXEC
3: BFS, GNC OMS 2 MNVR EXEC

- * If no comm and MPS dump complete: *
- * HYD MN PUMP PRESS (three) - *
- * LO (MA) *

B OMS 2 BURN SETUP

✓OMS 2 TARGETING, Flip Book

CRT1 TRIM LOAD - ITEM 6 +0.4 -5.7 +5.7 EXEC

- * For single eng burn (good eng): *
- * TRIM LOAD LY - ITEM 7 +5.2 EXEC *
- * RY - ITEM 8 -5.2 EXEC *
- * OMS L - ITEM 2 EXEC *
- * R - ITEM 3 EXEC *
- * For RCS burn: *
- * RCS SEL - ITEM 4 EXEC *

NOTE

Onboard computed TIG may vary slightly but is acceptable

✓Targets, OMS TARGETS

LOAD - ITEM 22 EXEC
TIMER - ITEM 23 EXEC

CRT3 ✓BFS TGT

1: GNC OMS 2 MNVR EXEC | 2: GNC OMS 2 MNVR EXEC

3: BFS, GNC OMS 2 MNVR EXEC

OMS 2 BURN ATTITUDE MNVR

- B F6,F7 ✓ADI ATT (two) - INRTL
 F8 RATE (two) - 1
C ✓FLT CNTLR PWR (two) - OFF
 ✓MCC GO for mnvr - ITEM 27 EXEC (*)

3: BFS, GNC SYS SUMM 2

P APU/HYD SHUTDN (✓MCC)

- R4 HYD MPS/TVC ISOL VLV (1,2,3; 5 sec interval) -
 CL (hold each 5 sec)✓tb - CL
R2 ✓APU AUTO SHUTDN (three) - ENA
 BLR PWR (three) - OFF
 N2 SPLY (three) - OFF
 APU OPER (1,2,3; 5 sec interval) - OFF (MA)
 FUEL TK VLV (three) - CL
 ✓Shutdn (Hyd Press)
 CNTLR PWR (three) - OFF

FES & HEATER ACTIVATION

- C L1 FLASH EVAP CNTLR PRI A - ON
 L2 FDLN HTR (two) - 1
P R1 O2 TK1,2 HTRS B (two) - AUTO
 H2 TK1,2 HTRS B (two) - AUTO
MS1 A12 APU HTR TK/FU LINE/H2O SYS 1A,2A,3A
 (three) - AUTO

AC BUS SNSR

- R1 AC BUS SNSR (three) - OFF (1 sec),
 then AUTO TRIP

CRT RECONFIG (If reqd)

- C CRT1 GPC/CRT 04 EXEC
 C3 BFC CRT SEL: 3 + 1
 CRT1 GPC/CRT 33 EXEC

1: GNC OMS 2 MNVR EXEC

2: GNC OMS 2 MNVR EXEC

3: BFS, GNC OMS 2 MNVR EXEC

P MPS PWRDN/ISOL

R2 MPS ENG PWR L (two) - OFF
 CTR (two) - OFF
 R (two) - OFF
 He ISOL (six) - GPC
 √I'CNCT (three) - GPC

NOTE

Expect multiple MAs for MPS He P
as regs bleed down

MPS GH2 INERTING

R4 MPS H2 PRESS LINE VENT - OP
 (Start watch)
 After 1 min:
 MPS H2 PRESS LINE VENT - GND

1: GNC OMS 2 MNVR EXEC	2: GNC OMS 2 MNVR EXEC
3: BFS, GNC OMS 2 MNVR EXEC	

P ET UMBILICAL DOOR CLOSURE

* If Feedline fail, ✓MCC before closure *

<p>WARNING ET CTRLINE LATCHES must be stowed prior to L,R DR closure to prevent door drive damage</p>

NOTE

Double times for single motor operation

R2 ET UMB
DR MODE - GPC/MAN
CTRLINE LAT - STO
✓After 6 sec, DR CTRLINE LAT tb - STO

* If DR CTRLINE LAT does not *
* stow within 14 sec, *
* DR CTRLINE LAT - GND *
* ✓MCC *

L,R DR (two) - CL (tb-bp)
After 24 sec, L,R DR tb - CL

* If doors do not close: ✓MCC *

L,R LAT (two) - LAT (tb-bp)
After 6 sec, L,R LAT tb - LAT

* If doors do not latch: ✓MCC *

DR MODE - GPC
CTRLINE LAT - GND
L,R DR (two) - OFF
LAT (two) - OFF

1: GNC OMS 2 MNVR EXEC	2: GNC OMS 2 MNVR EXEC
3: BFS, GNC OMS 2 MNVR EXEC	

OMS BURN PREP

- * For single eng burn/No PROP *
- * failures: *
- * XFEED failed eng PROP to *
- * good eng *

- P O8 L,R OMS
 - ✓He PRESS/VAP ISOL A (two) - GPC
 - B (two) - CL
 - ✓TK ISOL (four) - GPC (tb-OP)
 - ✓XFEED (four) - GPC (tb-CL)

- B Wedge Install OMS 2/ORBIT BURN and OMS BURN MONITOR Cue Cards (F6,F8)
 - If FRCS reqd,
 - Go to OPS 1 RCS BURN Cue Card

B SEAT SAFING AND ADJUSTMENT

Adjust Back Angle

- TIG-2> B Go to OMS 2/ORBIT BURN (Cue Card)

OMS BURN MONITOR

OMS P_c LOW OMS ↓ and ENG VLV 1 or 2 < 70%	OMS ENG FAIL
OMS ↓ and ENG VLV 1 & 2 > 70% and OX IN P > 227 P ≤ 227	OMS ENG FAIL
No OMS ↓	OMS PRPLT FAIL SENSOR FAIL
OMS TEMP FU IN L R P ≥ 227 230 P ≤ 209 214 P 210-228 215-229	OMS ENG FAIL OMS PRPLT FAIL SENSOR FAIL
OMS OX/FU TK P (√ENG IN P) OX & FU LOW	He PRESS/VAP ISOL (two) - OP If TK P no incr: OMS PRPLT FAIL
OX LOW	If HP > 90: OMS PRPLT FAIL If HP < 90: Burn to OMS ↓, then OMS PRPLT FAIL
FU LOW	If HP > 90: OMS PRPLT FAIL If HP < 90: He PRESS/VAP ISOL (two) - CL Burn to OMS ↓ or HP = 90, then OMS PRPLT FAIL
OX & FU HIGH	Cycle He to maint OMS TK P 234-284 Cycle He A(B) to isolate failed leg
OMS He TK P LOW (√CRT & meter) P > 640 & QTY > 41%	√Leaking OMS TK ISOL (two) - OP √He PRESS/VAP ISOL(two) - OP L,R OMS XFEED (four) - OP Good OMS TK ISOL (two) - CL He PRESS/VAP ISOL (two) - CL When P < 640 or QTY ≤ 41%, continue
P < 640 or QTY ≤ 41%	√Good OMS TK ISOL (two) - OP √He PRESS/VAP ISOL(two) - OP L,R OMS XFEED (four) - OP Failed OMS TK ISOL (two) - CL He PRESS/VAP ISOL(two) - CL
N2 REG P HIGH or LOW	OMS ENG - ARM
N2 TK P LOW (√CRT & meter)	When N2 TK P < 470: OMS ENG - ARM
OMS GMBL 1st FAIL 2nd FAIL	Select SEC GMBL (twice) if control problems or high RCS fuel usage: OMS ENG FAIL
GPC1(4) with String 1(4)	Affected GPC MODE - STBY,HALT FF1(4) - OFF,ON L(R) OMS GMBLs - sel SEC
FA1(4)	L(R) OMS GMBLs - sel SEC

ASC-5a/86/A,O/A

MS ONLY

4-2

ASC/86/FIN

OMS 2

OMS 2/ ORBIT OMS BURNS

- ✓ MM105/202(302)
- ✓ BURN ATT (INRTL) then REF, pb - push
- ✓ ENG SEL ✓ DAP TRANS - NORM (MM202)
- CNTL PWR (two) - ON ✓ DAP - AUTO(PASS)/DISC
- ✓ GMBL TRIM
 - 2 engine: P = +0.4 LY = -5.7 RY = +5.7
 - 1 engine: P = +0.4 LY = +5.2 RY = -5.2
- L,R OMS He PRESS/VAP ISOL A (two) - OP
 - ...Wait 2 sec...
 - L,R OMS HE PRESS/VAP ISOL B (two) - GPC (OP for SE burn)
 - GPC OP CL

ORB BURN A

--	--	--

 B

--	--	--

TIG-2 SEL OMS ENG(s) - ARM/PRESS (✓ P VLVs OP)
 If P VLV CL: Aff OMS ENG - OFF

WARNING
 Do not burn aff engine if:
 OMS N2 TK P < 470(564) (NONCRIT BURN)
 He TK P < 640
 FU ENG IN P < 216(244)
 OX ENG IN P < 151(244)

--	--	--

 ΔVTOT:OMS XFEED RETURN (Planned Single Engine)

-:15 EXEC
 If OMS ENG P_c MSG and non critical burn: Aff ENG - OFF
 If Leaking OMS PROP, burn RCS +X TIG - 15 sec to OMS IGN + 1 sec

:00 TIG; start watch (✓ P_c, ΔVTOT, ENG VLVs)

* **OMS PRPLT FAIL:** *
 * HP < 90 (CONTINUE BURN): *
 * Failed OMS ENG - OFF *
 * ✓ XFEED (two) - CL *
 * TK ISOL (two) - CL *
 * He PRESS (two) - CL *
 * HP > 90 (STOP BURN): *
 * OMS ENG (two) - OFF *
 * ✓ Failed OMS XFEED (two) - CL *
 * TK ISOL (two) - CL *
 * He PRESS (two) - CL *
 * **OMS ENG FAIL:** *
 * ASCENT or CRIT O/O (Continue Burn) *
 * Failed ENG - OFF *
 * OMS XFEED at → 1/2 ΔVTOT

--	--	--

 *
 * at FAIL *
 * **RCS COMPLETION:** (Hp < 90 or CRIT O/O) *
 * Interconnect to either OMS that was ENG FAIL *
 * THX + X (Hp = 90) *
 * Post burn, AFT RCS RECONFIG *

CUTOFF
 +:02 OMS ENG(s) - OFF
 If Orbit Critical Burn,
 | Trim all axes residuals < 0.2 fps
 Otherwise:
 Trim all axes residuals < 2 fps

ASC-6a/86/A,O/A

**OPS 1
RCS BURN**

AFT RCS

✓RCS BURN CONFIG:
 OMS TK ISOL (all) - OP OMS TK
 L(R) OMS XFEED (two) - OP switch at
 R(L) OMS XFEED (two) - CL 1/2 ΔVTOT
 AFT L,R RCS XFEED (four) - OP (If reqd)
 TK ISOL (six) - CL

TIG-2 L,R OMS He PRESS/VAP ISOL A - OP
 ... Wait 2 sec ...
 L,R OMS He PRESS/VAP ISOL B - OP
 ✓MM105
 ✓CNTLR PWR (two) - ON
 ✓BURN ATT (INRTL) then REF, pb - push
 ✓RCS SEL
 :00 + X
 Maintain PITCH ATT ERR ± 3°
 Monitor OMS data
 Monitor ΔVTOT
 CUTOFF Release THC

FWD RCS

```

. . . . .
: FRCS BURN PREP :
: Load DUMMY target for FRCS :
: attitude :
: RCS SEL - ITEM 4 EXEC :
: TIG @ TTA = 2:00 or as reqd :
: ΔVX = -2.1 (ITEM 19) :
: ΔVY = 0 (ITEM 20) :
: ΔVZ = -1.0 (ITEM 21) :
: LOAD - ITEM 22 EXEC :
: TIG-10 Mnvr to ATT (error needles) :
: When in attitude: :
: ADI ATT - REF (push) :
: Load External ΔV Burn Target :
: ΔVX = +80 :
: ΔVY = 0 :
: ΔVZ = 0 :
: LOAD - ITEM 22 EXEC :
: TIMER - ITEM 23 EXEC :
: ✓VGOX = negative :
: ✓VGOY = 0 :
: ✓VGOZ = +21 ± 2 :
: ✓REF ball - 0,0,0 :
. . . . .
  
```

NOTE
 Error needles invalid during burn
 Burn time = ~2X TGO
 TGT Hp = for ASCENT

:00 -X
 CUTOFF CUR HP = TGT HP , release THC

ASC-6b/86/A,O/A

1: GNC OMS 2 MNVR EXEC	2: GNC OMS 2 MNVR EXEC
3: BFS, GNC SYS SUMM 2	

C POST BURN STATUS

NOMINAL

Δ TIG

	:		
--	---	--	--

B F7,F8 FLT CNTLR PWR (two) - OFF
 C3 DAP: AUTO

C OMS TVC GMBL CHECK

CRT1 SECONDARY CHECK
 Perform SEC L,R then PRI L,R GMBL CK

P OMS/RCS POST BURN RECONFIG

O7 AFT L,R RCS
 He PRESS A (two) - GPC (tb-OP)
 B (two) - CL (tb-CL)
 TK ISOL (six) - OP (tb-OP)
 MANF ISOL 1,2,3,4 (eight) - OP (tb-OP)
 XFEED (four) - CL (tb-CL)

O8 FWD RCS
 He PRESS A - GPC (tb-OP)
 B - CL (tb-CL)
 TK ISOL (two) - OP (tb-OP)
 MANF ISOL 1,2,3,4 (four) - OP (tb-OP)

L,R OMS
 He PRESS/VAP ISOL (four) - CL
 TK ISOL (four) - OP (tb-OP)
 XFEED (four) - CL (tb-CL)

POST
 OMS 2

1: GNC OMS 2 MNVR EXEC

2: GNC OMS 2 MNVR EXEC

3: BFS, GNC SYS SUMM 2

MPS LH2 VACUUM INERTING/MANF PRESS CHECKOUT

- R4 1. MPS FILL/DRAIN LH2 OUTBD - CL
...Wait 15 sec, then...
2. MPS FILL/DRAIN LH2 OUTBD - OP
3. INBD - OP
...Wait 1 min, then...
4. MPS FILL/DRAIN LH2 OUTBD - CL
...Wait 15 sec, then...
5. MPS FILL/DRAIN LH2 OUTBD - GND
6. INBD - GND
R2 7. MPS He I'CNCT CTR - OUT OP
R4 8. LH2 MANF PRESS - OP (start watch)
...Wait 8 to 10 sec, then...
9. LH2 MANF PRESS - GPC
R2 10. PNEU He ISOL - GPC
11. MPS He I'CNCT CTR - GPC

MAJOR MODE CHANGE

CRT1 GNC, OPS 106 PRO

1: GNC OMS 2 MNVR COAST

2: GNC OMS 2 MNVR COAST

- B C4A, Stow ASC PKT (Helmet Bag)
R3A Unstow ORBIT Cue Cards & ORB PKT

- * If ATO, ✓MCC for procedure changes *
- * If Rev 3 deorbit reqd, go to CONT *
- * DEORB, LAUNCH DAY ORBIT 3 *

Go to POST INSERT, POST INSERTION

DIRECT INSERTION AOA DEL PAD

DEORBIT																			
PRPLT		<table border="1" style="display: inline-table; border-collapse: collapse;"> <tr> <td style="width: 20px;">()</td> <td style="width: 20px;"></td> <td style="width: 20px;"></td> <td style="width: 20px;"></td> <td style="width: 20px;"></td> <td style="width: 20px;"></td> <td style="width: 20px;"></td> <td style="width: 20px;"></td> <td style="width: 20px;"></td> <td style="width: 20px;"></td> </tr> </table>								()									
()																			
BURN CUE CARD:																			
TOT AFT QTY 1 (%)		<table border="1" style="display: inline-table; border-collapse: collapse;"> <tr> <td style="width: 20px;">1</td> <td style="width: 20px;">7</td> <td style="width: 20px;">0</td> <td colspan="7"></td> </tr> </table>								1	7	0							
1	7	0																	
TOT AFT QTY 2 (%)		<table border="1" style="display: inline-table; border-collapse: collapse;"> <tr> <td colspan="2"></td> <td style="width: 20px;">5</td> <td style="width: 20px;">3</td> <td colspan="6"></td> </tr> </table>										5	3						
		5	3																
FLIP ΔV		<table border="1" style="display: inline-table; border-collapse: collapse;"> <tr> <td colspan="2"></td> <td style="width: 20px;">7</td> <td style="width: 20px;">6</td> <td colspan="6"></td> </tr> </table>										7	6						
		7	6																
AFT ΔV		<table border="1" style="display: inline-table; border-collapse: collapse;"> <tr> <td colspan="2"></td> <td style="width: 20px;">2</td> <td style="width: 20px;">7</td> <td colspan="6"></td> </tr> </table>										2	7						
		2	7																
B/U SITE		<table border="1" style="display: inline-table; border-collapse: collapse;"> <tr> <td style="width: 20px;">N</td> <td style="width: 20px;">/</td> <td style="width: 20px;">A</td> <td colspan="7"></td> </tr> </table>								N	/	A							
N	/	A																	
FRCS: DUMP TO %		<input type="checkbox"/> OX		<input type="checkbox"/> FU		<table border="1" style="display: inline-table; border-collapse: collapse;"> <tr> <td style="width: 20px;"></td> <td style="width: 20px;"></td> <td colspan="6"></td> </tr> </table>													
ENTRY/LANDING																			
EI-5 MM303		R		P		Y													
INRTL ATT (6-30)		<table border="1" style="display: inline-table; border-collapse: collapse;"> <tr><td style="width: 20px;"></td><td style="width: 20px;"></td></tr> </table>				<table border="1" style="display: inline-table; border-collapse: collapse;"> <tr><td style="width: 20px;"></td><td style="width: 20px;"></td></tr> </table>				<table border="1" style="display: inline-table; border-collapse: collapse;"> <tr><td style="width: 20px;"></td><td style="width: 20px;"></td><td style="width: 20px;"></td><td style="width: 20px;"></td></tr> </table>									
EI-5 MM304				L															
PREBANK (ENT MNVR Cue Card)				R															
ALTM SET (6-34)		<table border="1" style="display: inline-table; border-collapse: collapse;"> <tr> <td style="width: 20px;"></td> <td style="width: 20px;"></td> <td style="width: 20px;"></td> <td style="width: 20px;"></td> <td style="width: 20px;"></td> <td style="width: 20px;"></td> <td style="width: 20px;"></td> <td style="width: 20px;"></td> <td style="width: 20px;"></td> <td style="width: 20px;"></td> </tr> </table>																	
VREL 1ST REVERSAL																			
<input type="checkbox"/> L		<input type="checkbox"/> OVHD		<table border="1" style="display: inline-table; border-collapse: collapse;"> <tr><td style="width: 20px;"></td><td style="width: 20px;"></td></tr> </table>				deg				50K							
<input type="checkbox"/> R		<input type="checkbox"/> STRT								/									
AIM POINT		WINDS:		38K		/													
<input type="checkbox"/> NOM		(ENT MNVR		28K		/													
<input type="checkbox"/> CLOSE-IN		Cue Card)		20K		/													
SPDBK				12K		/													
<table border="1" style="display: inline-table; border-collapse: collapse;"> <tr><td style="width: 20px;"></td><td style="width: 20px;"></td></tr> </table> % @ 3K						7K		/											
				SURFACE		/													
REMARKS:																			

AOA PADS

W/OMS 1 AOA DEL PAD

DEORBIT																					
PRPLT					()																
BURN CUE CARD:																					
TOT AFT QTY 1 (%)					1 7 0																
TOT AFT QTY 2 (%)					5 3																
FLIP HP =																					
()		+		<table style="width: 100%; border-collapse: collapse;"> <tr><td style="width: 20px; height: 20px;"></td><td style="width: 20px; height: 20px;"></td></tr> <tr><td style="width: 20px; height: 20px;"></td><td style="width: 20px; height: 20px;"></td></tr> </table>						OR		<table style="width: 100%; border-collapse: collapse;"> <tr><td style="width: 20px; height: 20px; text-align: center;">0 6</td><td style="width: 20px; height: 20px;"></td></tr> <tr><td style="width: 20px; height: 20px; text-align: center;">0 2</td><td style="width: 20px; height: 20px;"></td></tr> </table>		0 6		0 2		STEEP SHALLOW		+ 3 8 =	
0 6																					
0 2																					
TGT HP				Δ HP (REDES SITE)		Δ HP (PRI SITE)		$\left(\frac{\text{FLIP } \Delta V}{2}\right)$													
AFT HP =																					
()		+		1 4				=													
TGT HP				$\left(\frac{\text{AFT } \Delta V}{2}\right)$																	
B/U SITE					N / A																
FRCS: DUMP TO %					<input type="checkbox"/> OX		<input type="checkbox"/> FU														
ENTRY/LANDING																					
EI-5 MM303			R				P														
INRTL ATT (6-30)							L														
EI-5 MM304							R														
PREBANK (ENT MNVR Cue Card)																					
ALTM SET (6-34)																					
VREL 1ST REVERSAL																					
<input type="checkbox"/> L		<input type="checkbox"/> OVHD				deg		50K		/											
<input type="checkbox"/> R		<input type="checkbox"/> STRT						38K		/											
AIM POINT									28K		/										
<input type="checkbox"/> NOM		WINDS:						20K		/											
<input type="checkbox"/> CLOSE-IN		(ENT MNVR Cue Card)						12K		/											
SPDBK									7K		/										
								SURFACE		/											
% @ 3K																					
REMARKS:																					

DEORBIT MNVR PAD

OMS BOTH 1

L 2

R 3

RCS SEL 4

TV ROLL 5

TRIM LOAD

P 6 () .

LY 7 () .

RY 8 () .

WT 9

TIG 10 / : : .

TGT PEG 4

C1 14

C2 15 () .

HT 16 .

⊖T 17 .

PRPLT 18 ()

BURN ATT

R 24

P 25

Y 26

REI

TXX :

ΔVTOT .

TGO :

VGO X () .

VGO Y () .

VGO Z () .

HA

HP ()

TGT

NOTES

RCS I'CNCT:

L OMS → RCS

R OMS → RCS

NONE

6-4

ASC/86/FIN

BURN CARD

OMS PRPLT PAD

<p>DEORBIT BURN (2 ENG)</p>	<p>OMS ENG FAIL: XFEED QTY CUE <input type="text"/> <input type="text"/> %L <input type="text"/> <input type="text"/> %R</p>
<p>DEORBIT BURN (1 ENG)</p>	<p>OMS XFEED RETURN at $\Delta VTOT$ = <input type="text"/> <input type="text"/> <input type="text"/> or <input type="text"/> <input type="text"/> at <input type="text"/> <input type="text"/> %</p>
<p>DEORBIT BURN (RCS)</p>	<p>RCS I'CNCT TK SW at $\Delta VTOT$ = <input type="text"/> <input type="text"/> <input type="text"/> OMS PRPLT LOW: $\Delta VTOT$ = <input type="text"/> <input type="text"/> <input type="text"/></p>
<p>UNBALANCED PRPLT DEORBIT BURN</p>	<p>INITIAL CONFIG: <input type="checkbox"/> TK ISOLs - CL While feeding 2 OMS from 1 POD: OMS PRPLT FAIL: Interconnect <input type="checkbox"/> OMS to RCS THC +X for <input type="text"/> : <input type="text"/> <input type="text"/> If <input type="checkbox"/> (XFEED) ENG ↓ If <input type="checkbox"/> (STRAIGHT FEED) ENG ↓ OMS ENG FAIL: At $\Delta VTOT$ = <input type="text"/> <input type="text"/> <input type="text"/> or <input type="checkbox"/> <input type="text"/> <input type="text"/> at <input type="text"/> <input type="text"/> % <input type="checkbox"/> TK ISOL (two) - OP <input type="checkbox"/> TK ISOL (two) - CL Return to 2 ENG, 2 POD FLOW: At $\Delta VTOT$ = <input type="text"/> <input type="text"/> <input type="text"/> <input type="checkbox"/> TK ISOLs - OP OMS ENG FAIL: (XFEED CUE) OMS QTY <input type="text"/> <input type="text"/> %L or <input type="text"/> <input type="text"/> %R</p>
<p>DEORBIT BURN (MIXED XFEED)</p>	<p>FEED FROM GOOD POD: At $\Delta VTOT$ = <input type="text"/> <input type="text"/> <input type="text"/> or <input type="checkbox"/> <input type="text"/> <input type="text"/> at <input type="text"/> <input type="text"/> % <input type="checkbox"/> OMS He PRESS (two) - OP TK ISOL (two) - OP XFEED (two) - OP Secure <input type="checkbox"/> OMS OMS PRPLT LOW: AFT RCS RECONFIG at $\Delta VTOT$ = <input type="text"/> <input type="text"/> <input type="text"/> OMS ENG FAIL: <input type="checkbox"/> OMS He PRESS (two) - OP TK ISOL (two) - OP <input type="checkbox"/> OMS XFEED (two) - CL</p>

AOA

1: GNC OMS 2 MNVR EXEC | 2: GNC OMS 2 MNVR EXEC

3: BFS, GNC OMS 2 MNVR EXEC

P HYD DEPRESS

- R4 HYD MPS/TVC ISOL VLV (three) - CL
(hold 5 sec) ✓tb - CL
- R2 ✓APU SPEED SEL (three) - NORM
✓AUTO SHUTDN (three) - ENA
HYD MN PUMP PRESS (three) - LO (MA)

FES AND HEATER ACTIVATION

- C L2 FLASH EVAP FDLN HTR (two) - 1
- P R1 O2 TK1,2 HTRS B (two) - AUTO
H2 TK1,2 HTRS B (two) - AUTO
- MS1 A12 APU HTR TK/FU LINE/H2O SYS 1A,2A,3A
(three) - AUTO

AC BUS SNSR

- R1 AC BUS SNSR (three) - OFF (1 sec),
then AUTO TRIP

MAJOR MODE CHANGE

- CRT1 GNC, OPS 105 PRO

Select any AOA I_TGT (3-12) to set AOA flag,
but do not load until OPS 3

OMS He PRESS/ Δ V/BURN TIME

OMS% GAGE	OMS He Press	OMS Δ V	RCS Δ V	RCS BURN MIN:SEC
80.1	4800	413	342	12:12
80	4800	412	341	12:11
75	4600	386	319	11:23
70	4400	359	297	10:35
65	4200	332	275	9:47
60	4000	305	253	8:59
55	3800	278	231	8:11
50	3600	251	208	7:23
45	3400	224	186	6:35
40	3200	197	164	5:47
35	3000	169	141	4:59
30	2800	142	119	4:11
25	2600	115	96	3:23
20	2400	87	73	2:35
15	2200	59	50	1:46
10	2000	32	27	0:57
5	1800	4	3	0:07

NOTE: Uses assumed vehicle weight of 245,094 lb

**OMS/
RCS Δ V**

ΔV CAPABILITY			
	RCS	OMS	
	1%	tps	#/tps fps/%
FWD(-x)	1.00		
AFT(+x)	0.90	21	6

**STS-86
LANDING SITE TABLE
(OPS 1/6/3)
(50° to 53.5° INCLINATION)**

S I T E	LOCATION	RWY	TACANS		MLS CH	LG
				ITEM 5		
14	*ZARAGOZA DIEGO GARCIA	ZZA 30L	ZZA 64	-	◆6	12397
		JDG 31	-	NKW 57	-	12003
15	SANTIAGO	EST 17	STG 111 (DME)	LRA 98 (DME)	-	9499
		EST 35			-	9499
16	LAJES	LAJ 15	LAJ 45	TRM 109	-	10865
		LAJ 33			-	10865
17	AMBERLEY DARWIN	AMB 15	AMB 94	-	-	10000
		DDN 29	-	DAR 84	-	10906
18	GUAM HAO	GUA 06L	UAM 54	-	-	10755
		HAO 12	-	HAO 85 (DME)	-	10089
19	HONOLULU	HNL 08R	HNL 95	CKH 86	-	10700
		HNL 26L			-	11500
20	NORTHROP	NOR 17	SNG 121Y	HMN 92	6	15000
		NOR 23			-	15000
21	NORTHROP	NOR 05	SNG 121Y	HMN 92	-	15000
		NOR 35			-	15000
22	EDWARDS	EDW 15	EDW 111	LHS 21	6	16300
		EDW 33			#	16300
23	EDWARDS	EDW 22	EDW 111	LHS 21	8/†	14995
		EDW 04			6	13995
24	EDWARDS	EDW 23L	EDW 111	LHS 21	#	15000
		EDW 18L			#	15000
25	KSC	KSC 15	COF 97	LAL 107	8	15000
		KSC 33			6	15000

MSBLS Jr. Channel 6 - Requires Uplink FADS version O02
† MSBLS Jr. Channel 8 - Requires Uplink

LAND
SITE

STS-86
LANDING SITE TABLE
(OPS 1/6/3)
(50° to 53.5° INCLINATION)

SITE	LOCATION	RWY	TACANS		MLS CH	LG
				ITEM 5		
1	KSC	KSC 15 KSC 33	TTS 59Y	OMN 73	8 6	15000 15000
2	BEN GUERIR	BEN 36 BEN 18	◆BEN 108	CBA 116 (DME)	◆6 -	13720 12720
3	MORON	MRN 20 MRN 02	MRN 100	AOG 23	◆6 -	12000 11800
4	ZARAGOZA	ZZA 30L ZZA 12R	ZZA 64	ZZA 77 (DME)	◆6 -	12397 12197
5	CHERRY POINT	NKT 32L NKT 23R	NKT 75	ILM 117	- -	8400 9000
6	OCEANA	NTU 23L NTU 05R	NTU 113	NGU 48	- -	11997 10997
7	OTIS	FMH 32 FMH 14	FMH 105	LFV 94	- -	9500 9500
8	PEASE FAIRFORD	PSM 34 FFA 27	PSM 112 -	- BZN 56	- -	11318 9996
9	HALIFAX INT'L ST JOHNS	YHZ 24 YYT 29	UAW 38 -	- UYT 23	- -	8800 8500
10	GANDER STEPHENVILLE	YQX 22 YJT 10	YQX 74 -	- YJT 78	- -	9495 11000
11	SHANNON	INN 06 INN 24	SHA 80 (DME)	CRN 37 (DME)	- -	9499 9035
12	*BEN GUERIR KING KHALID	BEN 36 KKI 15R	◆BEN 108 -	- RIY 92	◆6 -	13720 12779
13	*MORON ESENBOGA	MRN 20 ESN 03R	MRN 100 -	- BAG 78 (DME)	◆6 -	12000 11310

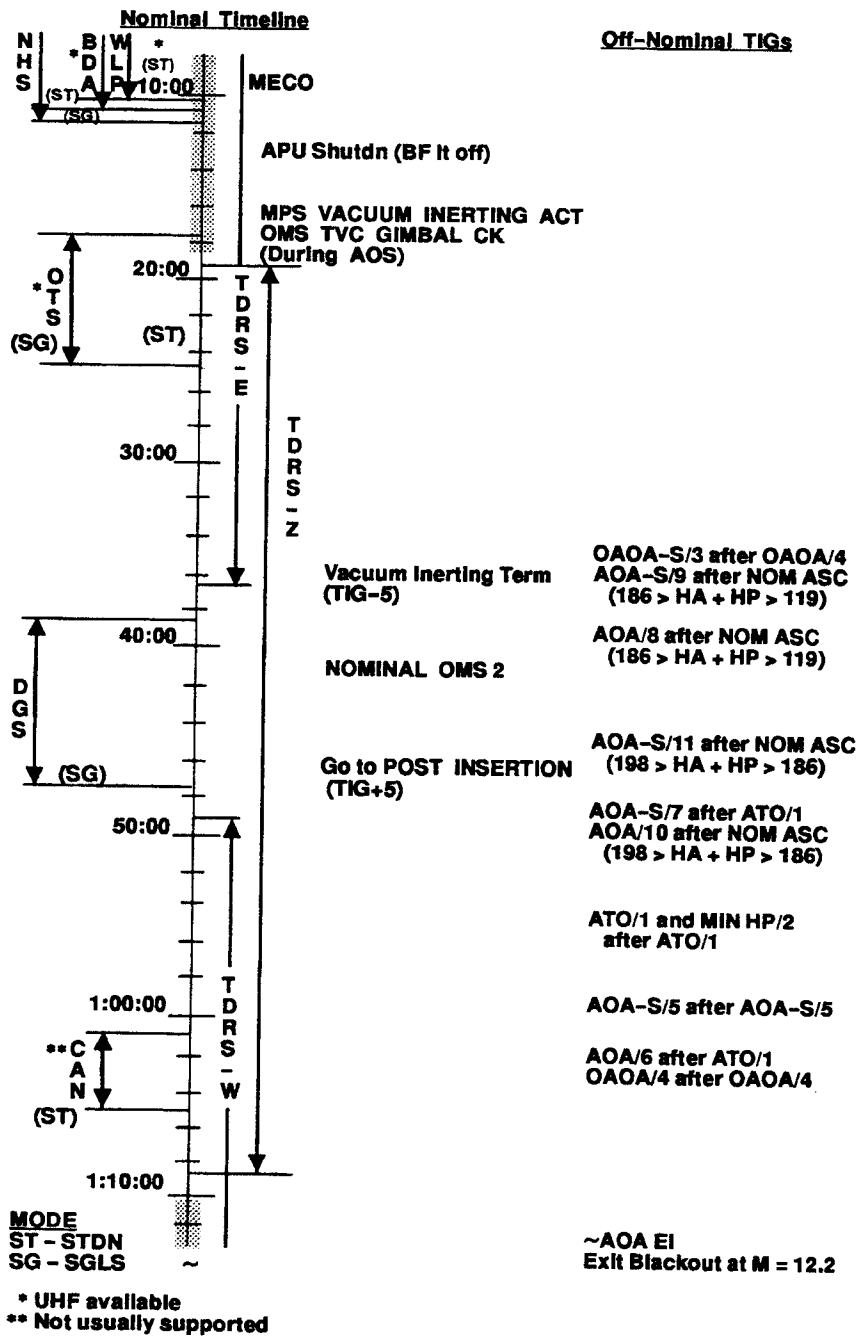
*Reduced Crossrange TAL Site

FADS version 002

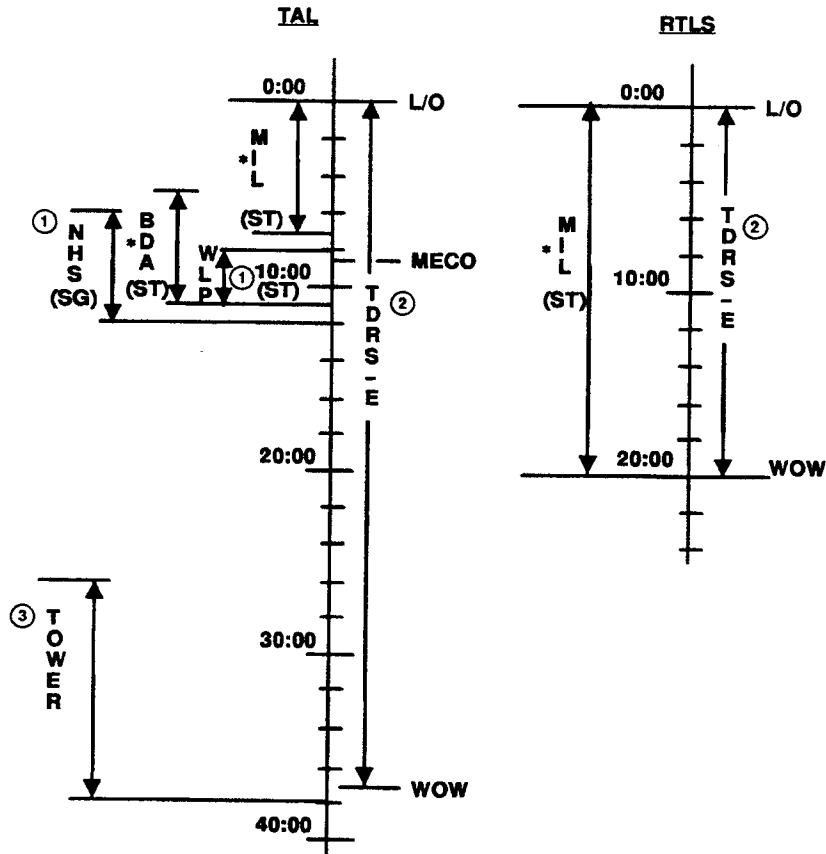
◆Available for TAL Only

COMMUNICATION COVERAGE - (AOA to **KSC**)

LAND
SITE



COMMUNICATION COVERAGE - (TAL/RTLS)



MODE

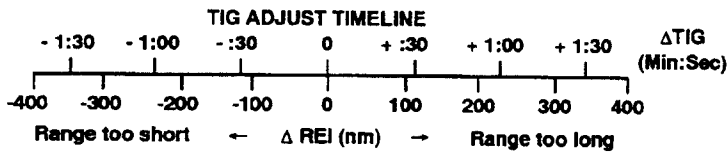
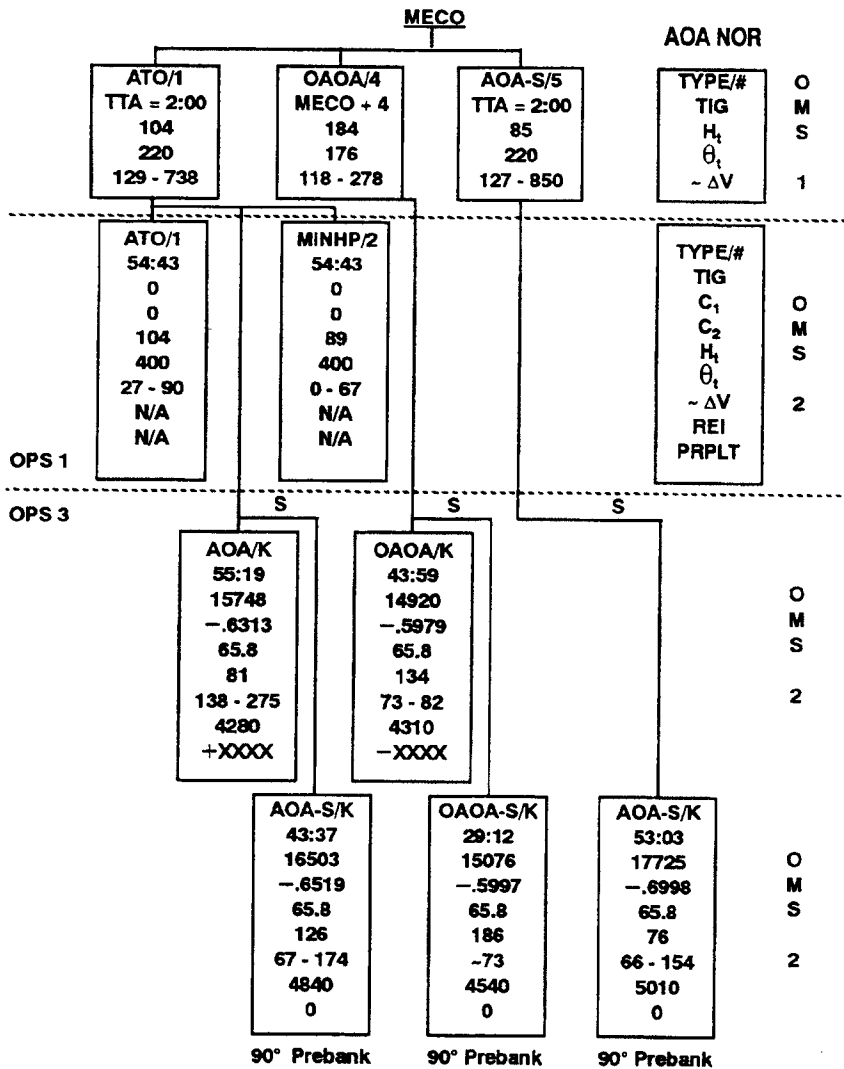
ST - STDN
SG - SGLS

*UHF available

- NOTE:**
- ① NHS/WLP coverage only on high inclinations
 - ② ET blocks coverage until vehicle upright
 - ③ Tower UHF installed at all TAL sites

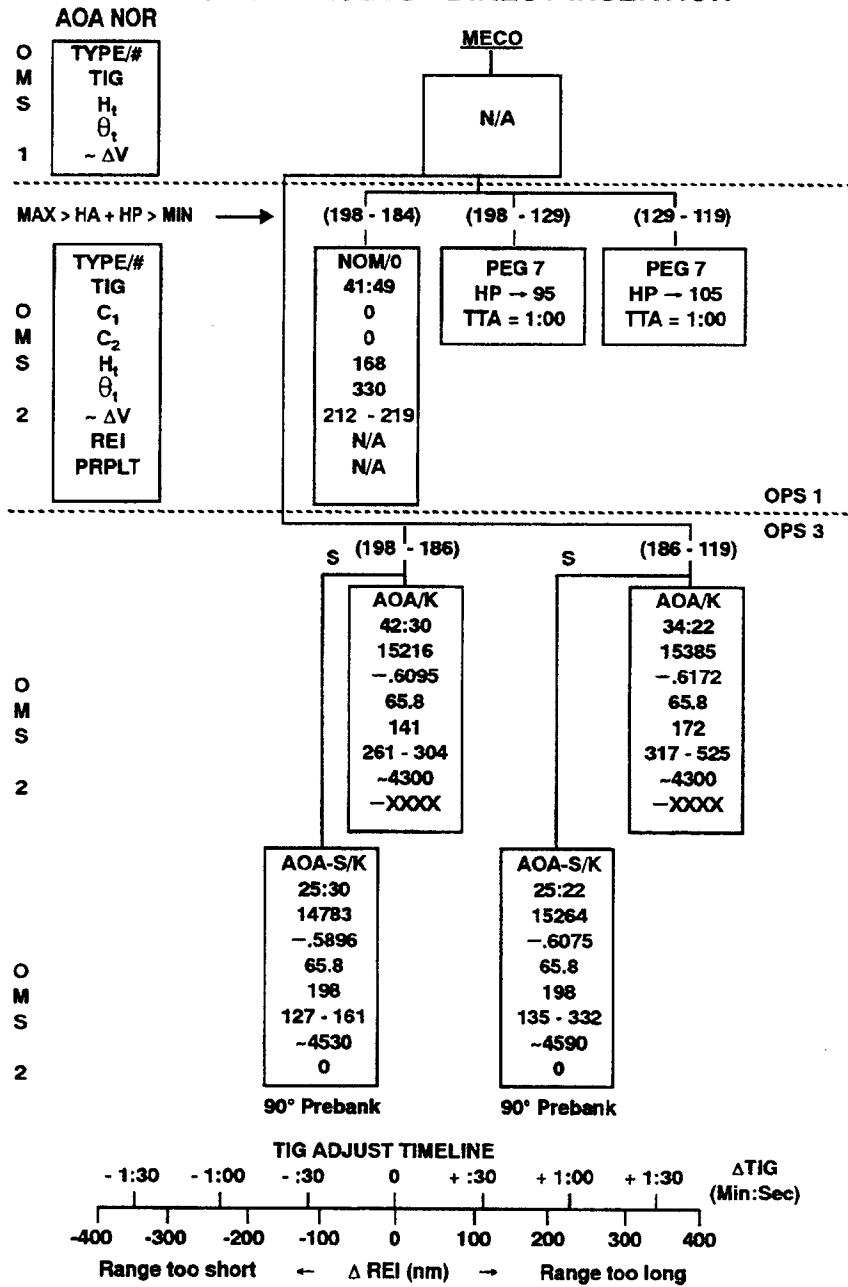
COMM
COVER

**STS-86 OCF CY
OMS TARGETS - W/OMS 1**

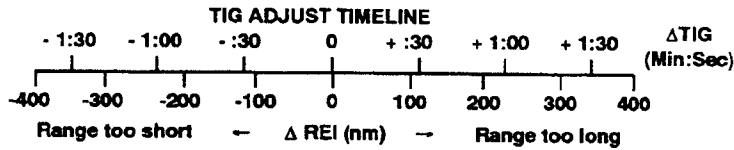
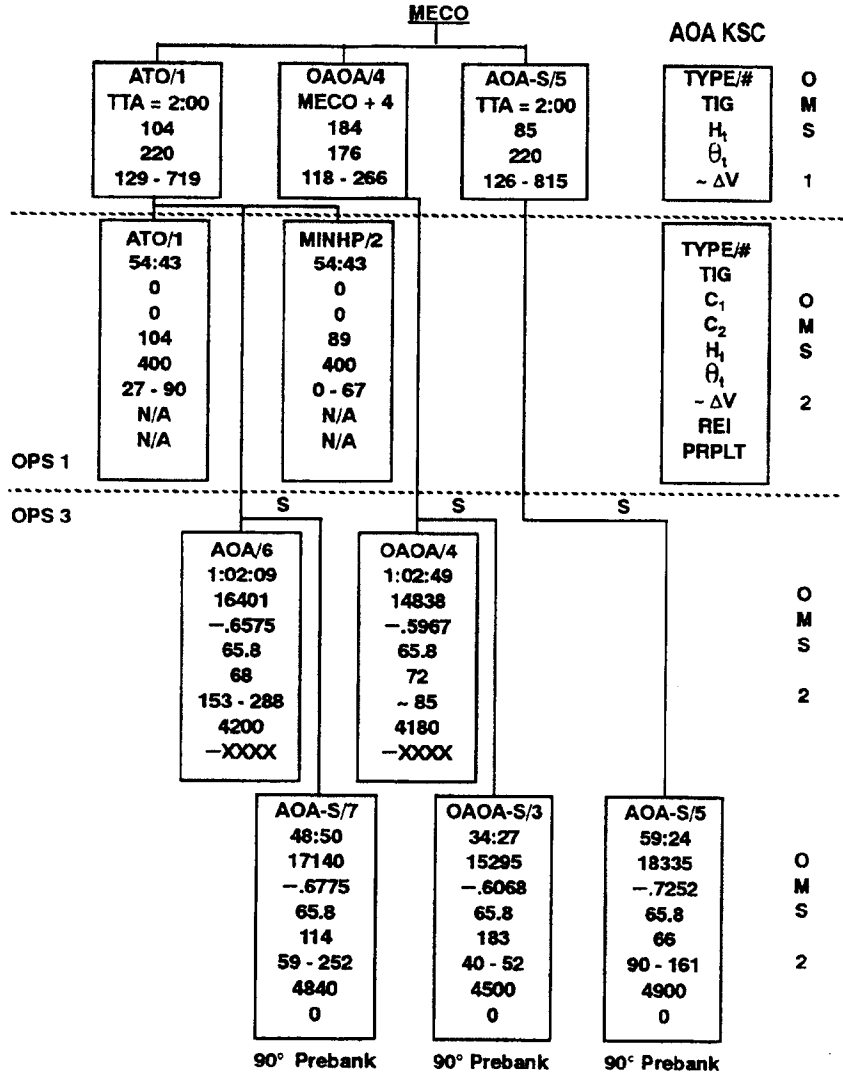


**COMM
COVER**

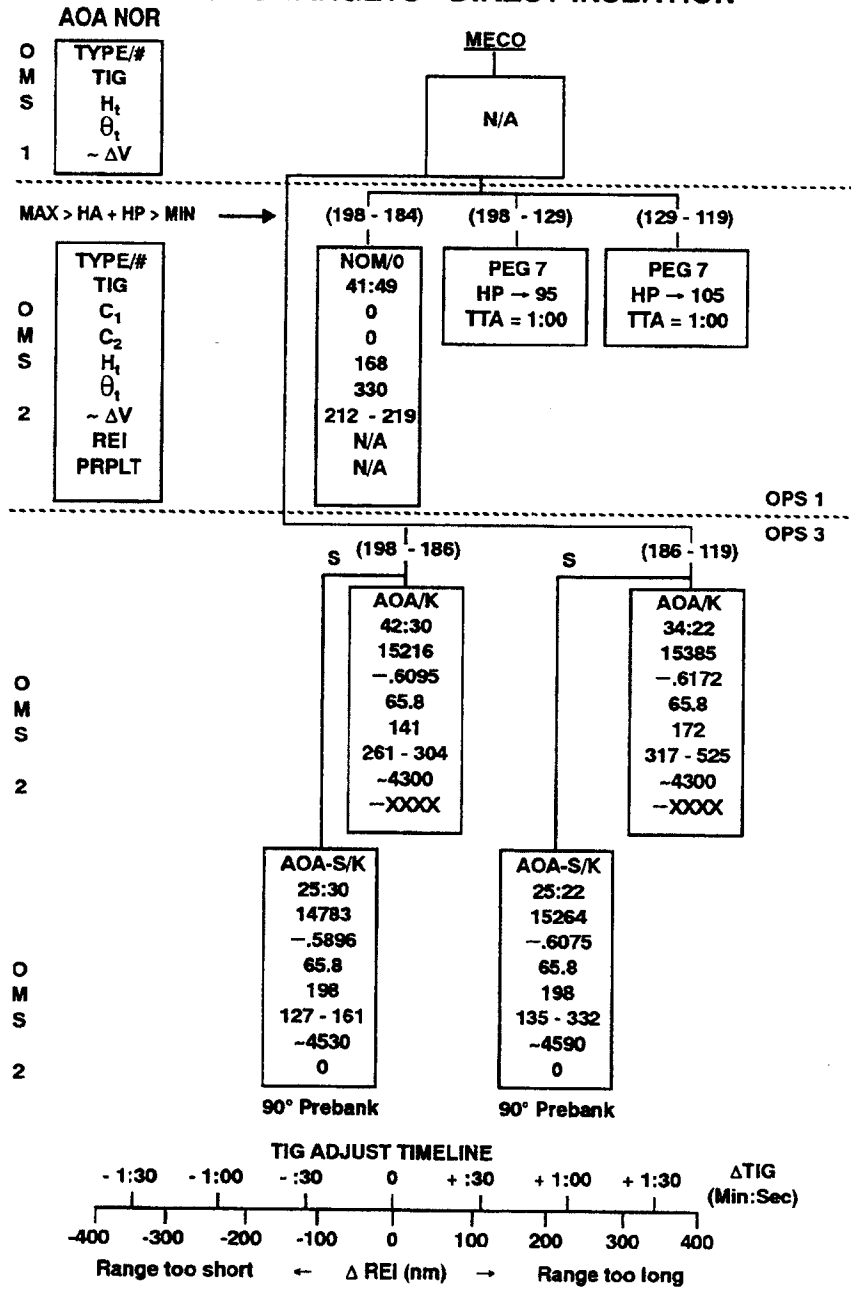
STS-86 OCF CY OMS TARGETS - DIRECT INSERTION



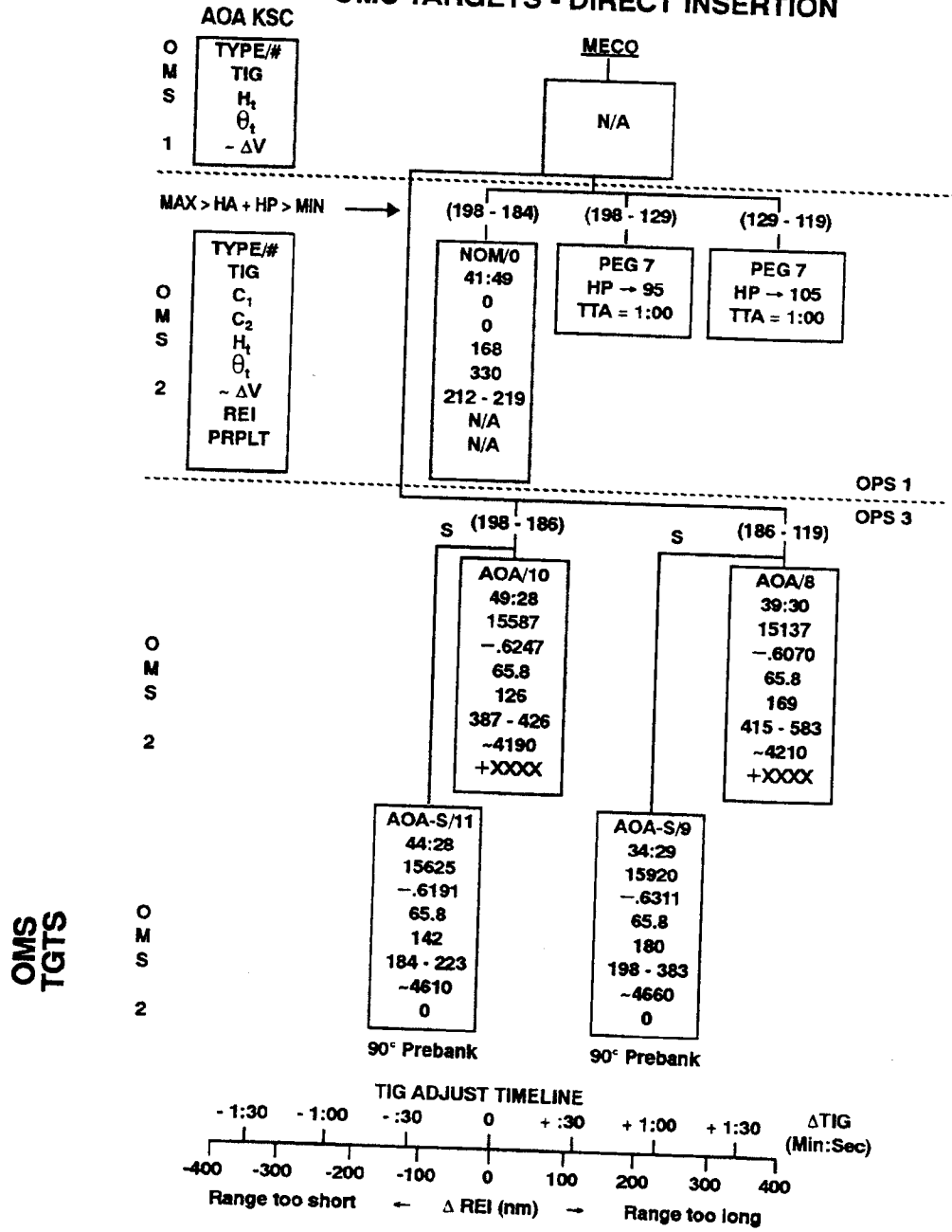
STS-86 OCF CY OMS TARGETS - W/OMS 1



STS-86 OCF CY OMS TARGETS - DIRECT INSERTION



STS-86 OCF CY OMS TARGETS - DIRECT INSERTION



TOP

EMERGENCY EGRESS

PRELAUNCH MODE 1	BAILOUT MODE 8
TABS - RELEASE	REPORT POSITION
VISOR - CLOSE / LOCK	MACH < .95, OPS 305/603
LES O2 - ON	SB - AUTO; BF - AUTO
GREEN APPLE - PULL	FLY 185-195 KEAS, $\phi = 0^\circ$
KNEEBOARDS - REMOVE	ABORT MODE - ATO
COOLING - DISCONNECT	ABORT PBI - PUSH
RESTRAINT - RELEASE	P,R/Y - AUTO
PARACHUTE (four) - RELEASE	FLT CNTLR PWR (two) - OFF
COMM - DISCONNECT	
LES O2 - DISCONNECT	<u>-50K FT</u>
EGRESS SEAT	TABS - RELEASE
SLIDEWIRE BASKETS	VISOR - CLOSE / LOCK
	LES O2 - ON
	GREEN APPLE - PULL
	<u>-40K FT</u>
	MS3 - VENT CABIN
	CDR,PLT SEATS - LOWER
	KNEEBOARDS - REMOVE
	COOLING - DISCONNECT
	RESTRAINT - RELEASE
	D-RING - UNCOVER
	<u>-30K FT</u>
	MS3 - JETTISON HATCH
	COMM - DISCONNECT
	(G-SUIT CLIP - PULL)
	LES O2 - DISCONNECT
	EGRESS SEAT
	POLE - DEPLOY
	D-RING - HOOK UP
	BAILOUT

ASC-15a/A,E/C

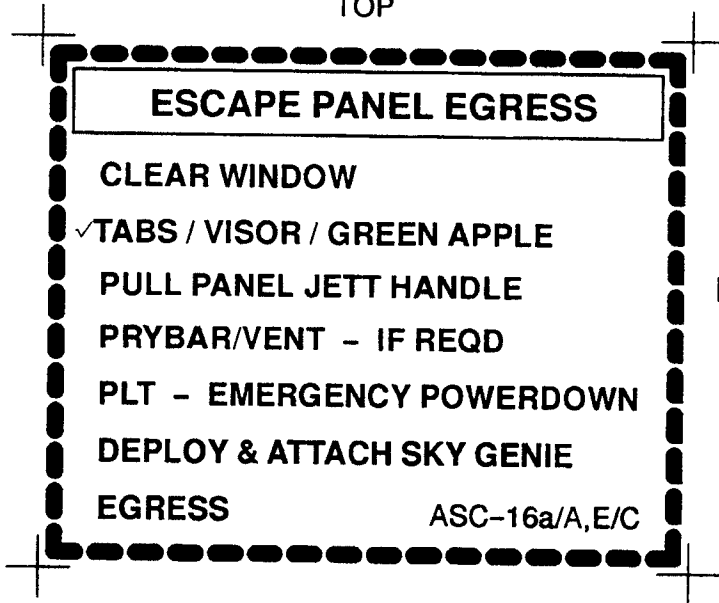
(reduced copy)

FAB USE ONLY

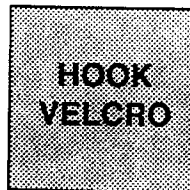
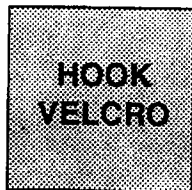
CC 10-27

ASC/86/FIN

TOP



TOP
BACK OF 'ESCAPE PANEL EGRESS'



ASC-16b/A,E/A



(reduced copy)

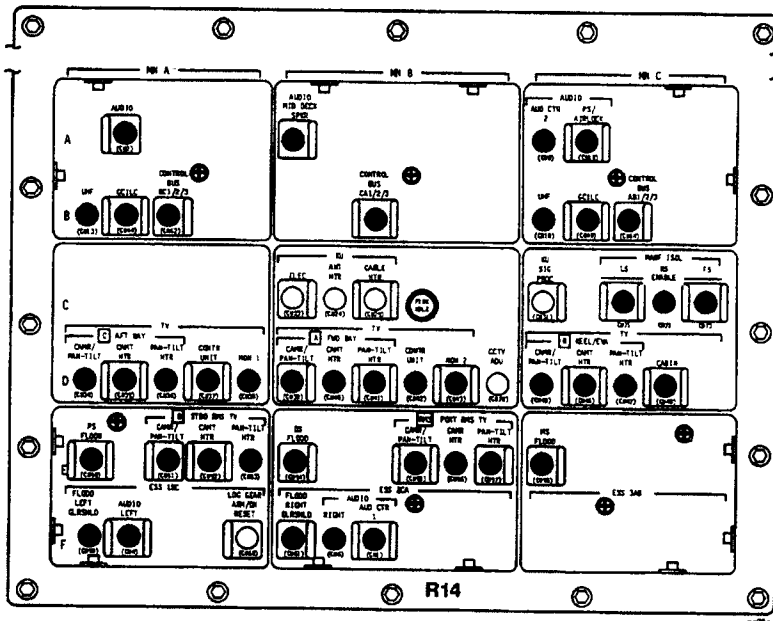
FAB USE ONLY

CC 10-29

ASC/86/FIN

TOP
PANEL R14 - OV103/104 ONLY

OV103/104 ONLY



ASC-18a/A,O,E/A

(reduced copy)

FAB USE ONLY

CC 10-31

ASC/86/FIN

TOP

LOC/BREAK-UP

BEFORE 'GO AT THROTTLEUP'

- GREEN APPLE
- JETTISON HATCH
- BAILOUT
- PULL RIP CORD

'GO AT THROTTLEUP' TO SRB SEP

- GREEN APPLE
- VENT
- 'G' SPIKE
- JETTISON HATCH
- ✓ ALT/SUIT
- BAILOUT (BELOW 40 K)
- PULL RIP CORD

AFTER SRB SEP

- GREEN APPLE
- GO TO MIDDECK
- VENT
- 'G' SPIKE
- JETTISON HATCH
- ✓ ALT/SUIT
- BAILOUT (BELOW 40 K)
- PULL RIP CORD

ASC-21a/A/A

NOTE: This crew kneeboard card is optional and has no back facing

(reduced copy)

FAB USE ONLY

CC 10-33

ASC/86/FIN